



STATE OF WASHINGTON
DEPARTMENT OF LICENSING
PO Box 9020 • Olympia, Washington 98507-9020

April 15, 2024

Washington State Drivers Report for March 2024

The monthly report provides a summary of Washington drivers' license (WDL) in-migration activity. Data cleaning/reclassification may have some impact to the report counts.

During the month of March 2024, 12,906 out-of-state drivers obtained a Washington driver license. This is 1,242 fewer than the 14,148 out-of-state drivers who obtained licenses in March of 2023. For the 12 months ending March 2024, 162,603 out-of-state drivers obtained a Washington driver license, a decrease over the same period a year ago by -7.8 percent.

The table below depicts WDL migration into Washington State featuring states that have historically been the top five in-migration states. Also depicted in the table below is a 12-month moving sum to provide an annual trend.

	Mar 2024			Year Ending Mar 2024		
	2024	2023	% Change	2024	2023	% Change
Total Drivers In	12,906	14,148	-8.8	162,603	176,386	-7.8
Weekly Average	3,227	3,537	-8.8	3,127	3,392	-7.8
California	2,248	2,658	-15.4	28,860	34,396	-16.1
Oregon	1,462	1,588	-7.9	16,919	18,133	-6.7
Texas	854	873	-2.2	10,744	10,609	1.3
Arizona	549	576	-4.7	6,786	7,183	-5.5
Idaho	397	483	-17.8	5,229	5,713	-8.5

The graphs on page 2 show the 12-month moving sum of drivers moving into Washington, the percent change from a year ago, and the top five in-migration states.

The table on page 3 has the current month driver in-migration by state along with the same month a year ago showing the year-over-year (YOY) change as well as the percent change by state. The monthly detail report of driver migration totals by location moved from and by county moved to begins on page 4.

The WDL Reports are available online at <https://www.dol.wa.gov/about/driversreports.html>.

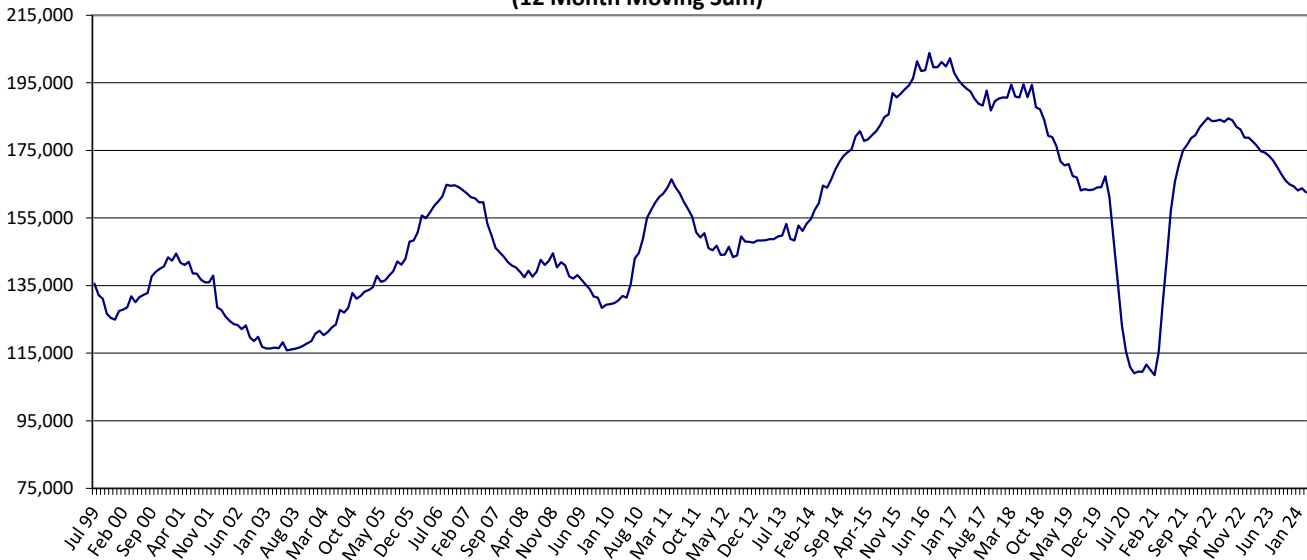


Alice Vogel | she, her, hers
Tax Policy Specialist
 Department of Licensing | [dol.wa.gov](https://www.dol.wa.gov)

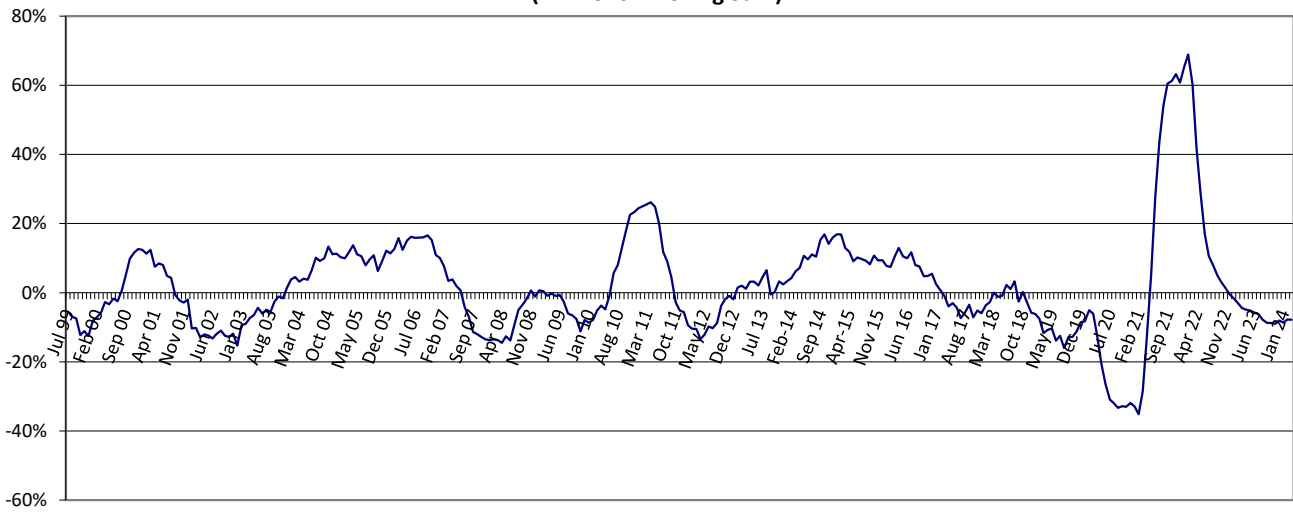
Helping every Washington resident live, work, drive, & thrive.

We are committed to providing equal access to our services.
 For more information, visit [dol.wa.gov/access](https://www.dol.wa.gov/access). (TDD/TTY call 711).

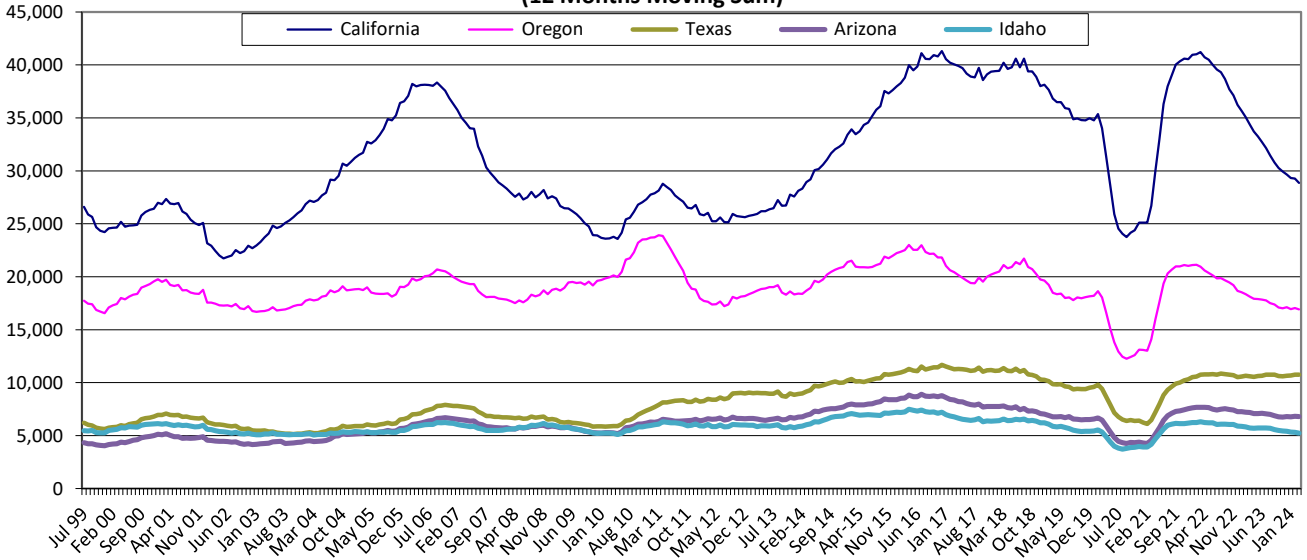
**Washington State Driver's Licenses
(12 Month Moving Sum)**



**% Change Year Ago
(12 Month Moving Sum)**



**Top Five In-Migration States
(12 Months Moving Sum)**



Driver In-Migration By State

Month: March

Number of Weeks	4	4		
State	2024	2023	YOY Change	% Change
ALABAMA	60	87	(27)	-31.0%
ALASKA	165	178	(13)	-7.3%
ARIZONA	549	576	(27)	-4.7%
ARKANSAS	53	56	(3)	-5.4%
CALIFORNIA	2,248	2,658	(410)	-15.4%
COLORADO	389	413	(24)	-5.8%
CONNECTICUT	55	51	4	7.8%
DELAWARE	14	17	(3)	-17.6%
FLORIDA	594	607	(13)	-2.1%
GEORGIA	231	225	6	2.7%
HAWAII	178	228	(50)	-21.9%
IDAHO	397	483	(86)	-17.8%
ILLINOIS	224	244	(20)	-8.2%
INDIANA	85	125	(40)	-32.0%
IOWA	56	59	(3)	-5.1%
KANSAS	78	91	(13)	-14.3%
KENTUCKY	46	54	(8)	-14.8%
LOUISIANA	57	87	(30)	-34.5%
MAINE	26	18	8	44.4%
MARYLAND	117	116	1	0.9%
MASSACHUSETTS	125	108	17	15.7%
MICHIGAN	136	158	(22)	-13.9%
MINNESOTA	127	134	(7)	-5.2%
MISSISSIPPI	29	30	(1)	-3.3%
MISSOURI	130	154	(24)	-15.6%
MONTANA	165	220	(55)	-25.0%
NEBRASKA	46	34	12	35.3%
NEVADA	254	254	0	0.0%
NEW HAMPSHIRE	21	33	(12)	-36.4%
NEW JERSEY	134	129	5	3.9%
NEW MEXICO	102	93	9	9.7%
NEW YORK	262	268	(6)	-2.2%
NORTH CAROLINA	167	211	(44)	-20.9%
NORTH DAKOTA	41	36	5	13.9%
OHIO	133	166	(33)	-19.9%
OKLAHOMA	74	63	11	17.5%
OREGON	1,462	1,588	(126)	-7.9%
PENNSYLVANIA	149	176	(27)	-15.3%
RHODE ISLAND	12	17	(5)	-29.4%
SOUTH CAROLINA	112	102	10	9.8%
SOUTH DAKOTA	37	36	1	2.8%
TENNESSEE	124	115	9	7.8%
TEXAS	854	873	(19)	-2.2%
UTAH	191	262	(71)	-27.1%
VERMONT	20	13	7	53.8%
VIRGINIA	223	193	30	15.5%
WASHINGTON	0	0	0	0.0%
WEST VIRGINIA	10	13	(3)	-23.1%
WISCONSIN	124	123	1	0.8%
WYOMING	31	40	(9)	-22.5%
WASH. DC	23	32	(9)	-28.1%
OUTSIDE U.S.	1,966	2,101	(135)	-6.4%
TOTAL	12,906	14,148	(1,242)	-8.8%

March 2024 Totals by Location Moved From, and By County Moved To

FROM / TO	TOTAL	GRAYS																			
		ADAMS	ASOTIN	BENTON	CHELAN	CLALLAM	CLARK	COLUMBIA	COWLITZ	DOUGLAS	FERRY	FRANKLIN	GARFIELD	GRANT	HARBOR	ISLAND	JEFFERSON	KING	KITSAP	KITTITAS	KLCKITAT
ALABAMA	60	0	0	2	0	1	4	0	0	0	0	0	0	0	0	0	16	5	1	0	
ALASKA	165	0	2	7	1	3	20	0	2	0	0	0	1	4	2	0	38	5	0	0	
ARIZONA	549	0	2	12	6	3	58	0	6	1	1	4	0	1	12	5	1	157	25	4	1
ARKANSAS	53	0	0	2	2	0	5	0	1	0	0	0	0	0	2	0	14	2	0	1	
CALIFORNIA	2248	3	4	37	4	32	170	0	17	3	0	15	0	13	8	57	20	967	85	6	8
COLORADO	389	0	3	2	4	5	28	0	2	3	1	4	0	0	1	10	4	149	14	2	3
CONNECTICUT	55	0	0	1	0	0	4	0	1	0	0	2	0	0	3	0	22	3	1	0	
DELAWARE	14	0	0	0	0	1	0	0	0	0	0	0	0	0	0	0	4	0	0	0	
FLORIDA	594	0	1	12	4	10	49	0	2	0	0	8	0	5	6	20	5	222	25	4	0
GEORGIA	231	0	0	11	0	0	13	0	2	0	0	1	0	0	7	1	88	14	1	0	
HAWAII	178	0	0	6	0	1	12	0	0	1	0	2	0	0	1	6	1	48	6	1	1
IDAHO	397	0	27	13	1	2	12	1	6	1	1	5	1	3	5	3	0	57	7	1	1
ILLINOIS	224	0	1	4	2	2	9	0	1	0	0	1	0	4	1	1	1	127	4	1	0
INDIANA	85	0	0	1	0	0	1	0	0	0	0	0	0	0	3	0	39	3	0	1	
IOWA	56	0	0	1	3	0	5	0	0	0	0	0	0	1	0	1	0	14	2	0	0
KANSAS	78	0	0	3	0	1	8	0	1	0	0	0	0	0	0	0	0	25	2	0	0
KENTUCKY	46	0	0	0	0	0	3	0	0	0	0	1	0	0	1	0	0	13	4	0	0
LOUISIANA	57	0	0	2	0	2	3	0	0	1	0	0	0	1	1	1	0	14	3	1	0
MAINE	26	0	0	0	1	0	0	0	0	0	0	1	0	0	0	0	13	2	0	0	
MARYLAND	117	0	0	4	1	0	8	0	0	0	0	1	0	1	0	2	3	53	8	0	0
MASSACHUSETTS	125	0	0	1	1	0	2	0	0	0	0	0	0	0	1	0	0	90	5	0	0
MICHIGAN	136	0	0	1	1	3	8	0	0	0	0	0	0	0	0	0	0	63	3	0	1
MINNESOTA	127	0	0	2	0	2	9	0	0	0	0	0	0	0	0	0	0	68	5	2	0
MISSISSIPPI	29	0	0	1	1	0	2	0	0	0	0	0	0	0	3	0	9	1	0	0	
MISSOURI	130	1	0	1	1	0	7	0	1	2	0	1	0	1	3	3	1	38	7	0	0
MONTANA	165	0	2	4	1	8	7	0	4	0	0	3	1	2	5	2	1	30	5	1	0
NEBRASKA	46	0	0	2	2	2	2	0	0	0	0	0	0	0	1	0	15	0	0	0	
NEVADA	254	1	1	6	1	7	27	0	6	3	0	1	0	3	2	4	2	71	11	1	2
NEW HAMPSHIRE	21	0	0	0	0	2	0	0	0	0	0	2	0	0	0	2	0	7	0	0	0
NEW JERSEY	134	0	0	3	0	1	9	0	0	0	0	0	0	0	1	0	79	4	0	1	
NEW MEXICO	102	0	0	3	1	2	7	0	1	2	0	1	0	0	2	2	1	32	2	2	0
NEW YORK	262	1	0	4	0	4	7	0	1	0	0	0	0	1	0	4	0	149	7	0	0
NORTH CAROLINA	167	0	1	4	0	2	8	0	1	0	0	0	0	0	0	0	0	63	6	1	1
NORTH DAKOTA	41	0	0	0	0	0	5	0	0	0	0	0	0	0	0	0	0	8	0	1	0
OHIO	133	0	0	1	0	1	4	0	0	0	0	0	0	0	1	2	0	56	8	1	0
OKLAHOMA	74	0	0	0	0	0	4	0	3	0	0	0	0	0	0	1	0	16	4	0	1
OREGON	1462	0	3	45	6	12	580	0	64	3	1	7	0	6	7	7	10	216	26	8	34
PENNSYLVANIA	149	0	0	1	0	1	8	0	0	0	0	1	0	1	0	1	0	77	9	0	0
RHODE ISLAND	12	0	0	0	1	0	1	0	0	0	0	0	0	0	0	0	0	7	0	0	0
SOUTH CAROLINA	112	0	0	5	0	2	5	2	2	0	0	0	0	0	4	1	36	14	0	0	
SOUTH DAKOTA	37	0	0	1	0	1	2	0	1	0	0	2	0	2	2	0	0	7	4	0	0
TENNESSEE	124	0	0	5	1	2	5	0	0	1	0	0	0	1	0	0	0	43	5	0	0
TEXAS	854	1	0	11	2	9	65	0	6	1	1	4	2	5	3	16	3	349	37	2	1
UTAH	191	0	1	7	2	1	12	0	3	0	0	5	0	1	2	1	1	58	12	1	0
VERMONT	20	0	0	1	0	0	2	0	0	0	0	0	0	0	0	1	0	6	2	0	2
VIRGINIA	223	0	2	2	1	0	7	0	2	0	0	1	0	0	0	15	1	84	14	0	0
WASHINGTON	0	0	0	0	0	0	0	0	0	0	0	0	0	0	0	0	0	0	0	0	0
WEST VIRGINIA	10	0	0	0	2	0	1	0	0	0	0	0	0	0	0	0	0	2	1	0	0
WISCONSIN	124	0	0	0	1	0	5	0	0	0	0	0	0	0	2	0	0	53	5	0	0
WYOMING	31	0	0	2	2	1	1	0	1	0	0	1	0	1	1	1	0	6	1	1	0
DISTRICT OF COLUMBIA	23	0	0	0	1	0	0	0	0	0	0	0	0	0	0	0	0	18	0	0	0
AFGHANISTAN	2	0	0	0	0	0	0	0	0	0	0	0	0	0	0	0	0	2	0	0	0
ÅLAND ISLANDS	0	0	0	0	0	0	0	0	0	0	0	0	0	0	0	0	0	0	0	0	0
ALBANIA	1	0	0	0	0	0	0	0	1	0	0	0	0	0	0	0	0	0	0	0	0
ALGERIA	0	0	0	0	0	0	0	0	0	0	0	0	0	0	0	0	0	0	0	0	0
AMERICAN SAMOA	31	0	0	0	0	0	0	0	0	0	0	0	0	0	0	0	0	7	1	0	0

March 2024 Totals by Location Moved From, and By County Moved To

FROM / TO	TOTAL	GRAYS																			
		ADAMS	ASOTIN	BENTON	CHELAN	CLALLAM	CLARK	COLUMBIA	COWLITZ	DOUGLAS	FERRY	FRANKLIN	GARFIELD	GRANT	HARBOR	ISLAND	JEFFERSON	KING	KITSAP	KITTITAS	KLCKITAT
ANDORRA	0	0	0	0	0	0	0	0	0	0	0	0	0	0	0	0	0	0	0	0	0
ANGOLA	6	0	0	0	0	0	0	0	0	0	0	0	0	0	0	0	0	5	0	0	0
ANGUILLA	0	0	0	0	0	0	0	0	0	0	0	0	0	0	0	0	0	0	0	0	0
ANTARCTICA	0	0	0	0	0	0	0	0	0	0	0	0	0	0	0	0	0	0	0	0	0
ANTIGUA-BARBUDA	1	0	0	0	0	0	0	0	0	0	0	0	0	0	0	0	0	0	0	0	0
ARGENTINA	3	0	0	0	0	0	0	0	0	0	0	0	0	0	0	0	0	2	0	0	0
ARMENIA	0	0	0	0	0	0	0	0	0	0	0	0	0	0	0	0	0	0	0	0	0
ARUBA	0	0	0	0	0	0	0	0	0	0	0	0	0	0	0	0	0	0	0	0	0
AUSTRALIA	5	0	0	0	0	0	0	0	0	0	0	0	0	0	0	0	0	4	0	0	0
AUSTRIA	1	0	0	0	0	0	0	0	0	0	0	0	0	0	0	0	0	1	0	0	0
AZERBAIJAN	1	0	0	0	0	0	0	0	0	0	0	0	0	0	0	0	0	1	0	0	0
BAHAMAS	1	0	0	0	0	0	0	0	0	0	0	0	0	0	0	0	0	0	0	0	0
BAHRAIN	0	0	0	0	0	0	0	0	0	0	0	0	0	0	0	0	0	0	0	0	0
BANGLADESH	3	0	0	1	0	0	1	0	0	0	0	0	0	0	0	0	0	0	0	0	0
BARBADOS	0	0	0	0	0	0	0	0	0	0	0	0	0	0	0	0	0	0	0	0	0
BELARUS	2	0	0	0	0	0	0	0	0	0	0	0	0	0	0	0	0	0	0	0	0
BELGIUM	1	0	0	0	0	0	0	0	0	0	0	0	0	0	0	0	0	0	0	0	0
BELIZE	1	0	0	0	0	0	0	0	0	0	0	0	0	0	0	0	0	0	0	0	0
BENIN	0	0	0	0	0	0	0	0	0	0	0	0	0	0	0	0	0	0	0	0	0
BERMUDA	0	0	0	0	0	0	0	0	0	0	0	0	0	0	0	0	0	0	0	0	0
BHUTAN	1	0	0	0	0	0	0	0	0	0	0	0	0	0	0	0	0	0	0	0	0
BOLIVIA	1	0	0	0	0	0	0	0	0	0	0	0	0	0	0	0	0	1	0	0	0
BONAIRE, SINT EUSTATIUS & SABA	0	0	0	0	0	0	0	0	0	0	0	0	0	0	0	0	0	0	0	0	0
BOSNIA AND HERZEGOVINA	0	0	0	0	0	0	0	0	0	0	0	0	0	0	0	0	0	0	0	0	0
BOTSWANA	2	0	0	0	0	0	0	0	0	0	0	0	0	0	0	0	0	2	0	0	0
BOUVET ISLAND	0	0	0	0	0	0	0	0	0	0	0	0	0	0	0	0	0	0	0	0	0
BRAZIL	34	0	0	1	0	0	3	0	0	0	0	0	0	0	0	0	0	18	1	0	0
BRITISH INDIAN OCEAN TERRITORY	0	0	0	0	0	0	0	0	0	0	0	0	0	0	0	0	0	0	0	0	0
BRUNEI DARUSSALAM	1	0	0	0	0	0	0	0	0	0	0	0	0	0	0	0	0	1	0	0	0
BULGARIA	1	0	0	0	0	0	0	0	0	0	0	0	0	0	0	0	0	0	0	0	0
BURKINA FASO	0	0	0	0	0	0	0	0	0	0	0	0	0	0	0	0	0	0	0	0	0
BURUNDI	0	0	0	0	0	0	0	0	0	0	0	0	0	0	0	0	0	0	0	0	0
CAMBODIA	0	0	0	0	0	0	0	0	0	0	0	0	0	0	0	0	0	0	0	0	0
CAMEROON	0	0	0	0	0	0	0	0	0	0	0	0	0	0	0	0	0	0	0	0	0
CANADA	187	0	0	1	2	0	6	0	0	0	1	0	1	0	0	0	0	117	1	0	0
CAPE VERDE	0	0	0	0	0	0	0	0	0	0	0	0	0	0	0	0	0	0	0	0	0
CAYMAN ISLANDS	0	0	0	0	0	0	0	0	0	0	0	0	0	0	0	0	0	0	0	0	0
CENTRAL AFRICAN REPUBLIC	0	0	0	0	0	0	0	0	0	0	0	0	0	0	0	0	0	0	0	0	0
CHAD	0	0	0	0	0	0	0	0	0	0	0	0	0	0	0	0	0	0	0	0	0
CHILE	9	0	0	0	0	0	0	0	0	0	0	0	1	0	0	0	0	3	0	0	0
CHINA	81	0	0	0	0	1	0	0	3	0	0	0	1	0	0	0	0	65	0	0	0
CHRISTMAS ISLAND	0	0	0	0	0	0	0	0	0	0	0	0	0	0	0	0	0	0	0	0	0
COCOS (KEELING) ISLANDS	0	0	0	0	0	0	0	0	0	0	0	0	0	0	0	0	0	0	0	0	0
COLOMBIA	99	0	0	4	0	0	2	0	0	0	0	3	0	0	0	0	0	49	0	0	0
COMOROS	0	0	0	0	0	0	0	0	0	0	0	0	0	0	0	0	0	0	0	0	0
CONGO	2	0	0	0	0	0	0	0	0	0	0	0	0	0	0	0	0	2	0	0	0
CONGO, THE DEMOCRATIC REPUBLIC	1	0	0	0	0	0	0	0	0	0	0	0	0	0	0	0	0	1	0	0	0
COOK ISLANDS	0	0	0	0	0	0	0	0	0	0	0	0	0	0	0	0	0	0	0	0	0
COSTA RICA	1	0	0	0	0	0	0	0	0	0	0	0	0	0	0	0	0	1	0	0	0
CÔTE D'IVOIRE	0	0	0	0	0	0	0	0	0	0	0	0	0	0	0	0	0	0	0	0	0
CROATIA	0	0	0	0	0	0	0	0	0	0	0	0	0	0	0	0	0	0	0	0	0
CUBA	2	0	0	1	0	0	0	0	0	0	0	0	0	0	0	0	0	1	0	0	0
CURAÇAO	0	0	0	0	0	0	0	0	0	0	0	0	0	0	0	0	0	0	0	0	0
CYPRUS	0	0	0	0	0	0	0	0	0	0	0	0	0	0	0	0	0	0	0	0	0
CZECH REPUBLIC	2	0	0	0	0	0	0	0	0	0	0	0	0	0	0	0	0	1	0	0	0
DENMARK	0	0	0	0	0	0	0	0	0	0	0	0	0	0	0	0	0	0	0	0	0
DJIBOUTI	0	0	0	0	0	0	0	0	0	0	0	0	0	0	0	0	0	0	0	0	0
DOMINICA	0	0	0	0	0	0	0	0	0	0	0	0	0	0	0	0	0	0	0	0	0

March 2024 Totals by Location Moved From, and By County Moved To

FROM / TO	TOTAL	GRAYS																			
		ADAMS	ASOTIN	BENTON	CHELAN	CLALLAM	CLARK	COLUMBIA	COWLITZ	DOUGLAS	FERRY	FRANKLIN	GARFIELD	GRANT	HARBOR	ISLAND	JEFFERSON	KING	KITSAP	KITTITAS	KLCKITAT
DOMINICAN REPUBLIC	1	0	0	0	0	0	0	0	0	0	0	0	0	0	0	0	0	0	0	0	0
ECUADOR	25	0	0	0	1	0	0	0	0	0	0	0	0	0	0	0	0	15	0	0	0
EGYPT	1	0	0	0	0	0	0	0	0	0	0	0	0	0	0	0	0	1	0	0	0
EL SALVADOR	12	0	0	1	0	0	1	0	0	0	0	0	0	1	0	0	0	3	0	0	0
ENGLAND	2	0	0	0	0	0	0	0	0	0	0	0	0	0	0	0	0	1	0	0	0
EQUATORIAL GUINEA	0	0	0	0	0	0	0	0	0	0	0	0	0	0	0	0	0	0	0	0	0
ERITREA	8	0	0	0	0	0	0	0	0	0	0	0	0	0	0	0	0	4	0	0	0
ESTONIA	1	0	0	0	0	0	0	0	0	0	0	0	0	0	0	0	0	1	0	0	0
ESWATINI (prev. SWAZILAND)	0	0	0	0	0	0	0	0	0	0	0	0	0	0	0	0	0	0	0	0	0
ETHIOPIA	7	0	0	0	0	0	0	0	0	0	0	0	0	0	0	0	0	5	0	0	0
FALKLAND ISLANDS (MALVINAS)	0	0	0	0	0	0	0	0	0	0	0	0	0	0	0	0	0	0	0	0	0
FAROE ISLANDS	0	0	0	0	0	0	0	0	0	0	0	0	0	0	0	0	0	0	0	0	0
FEDERATED STATES OF MICRONESIA	4	0	0	0	0	0	1	0	0	0	0	0	0	0	0	0	0	1	0	0	0
FIJI	4	0	0	0	0	0	2	0	0	0	0	0	0	0	0	0	0	2	0	0	0
FINLAND	1	0	0	0	0	0	0	0	0	0	0	0	0	0	0	0	0	1	0	0	0
FRANCE	3	0	0	0	0	0	0	0	0	0	0	0	0	0	0	0	0	1	0	0	0
FRENCH GUIANA	0	0	0	0	0	0	0	0	0	0	0	0	0	0	0	0	0	0	0	0	0
FRENCH POLYNESIA	0	0	0	0	0	0	0	0	0	0	0	0	0	0	0	0	0	0	0	0	0
FRENCH SOUTHERN TERRITORIES	0	0	0	0	0	0	0	0	0	0	0	0	0	0	0	0	0	0	0	0	0
GABON	0	0	0	0	0	0	0	0	0	0	0	0	0	0	0	0	0	0	0	0	0
GAMBIA	5	0	0	0	0	0	0	0	0	0	0	0	0	0	0	0	0	5	0	0	0
GEORGIA (Country)	3	0	0	0	0	0	2	0	0	0	0	0	0	0	0	0	0	1	0	0	0
GERMANY	28	0	0	0	3	0	3	0	0	0	0	0	0	0	1	0	0	16	1	0	0
GHANA	3	0	0	0	0	0	0	0	0	0	0	0	0	0	0	0	0	2	0	0	0
GIBRALTAR	0	0	0	0	0	0	0	0	0	0	0	0	0	0	0	0	0	0	0	0	0
GREECE	0	0	0	0	0	0	0	0	0	0	0	0	0	0	0	0	0	0	0	0	0
GREENLAND	0	0	0	0	0	0	0	0	0	0	0	0	0	0	0	0	0	0	0	0	0
GRENADA	0	0	0	0	0	0	0	0	0	0	0	0	0	0	0	0	0	0	0	0	0
GUADELOUPE	1	0	0	0	0	0	0	0	0	0	0	0	0	0	0	0	0	1	0	0	0
GUAM	22	0	0	0	0	0	0	0	0	0	0	0	0	0	0	0	0	4	6	0	0
GUATEMALA	29	0	0	2	0	0	2	0	2	0	0	0	0	0	0	0	0	14	2	1	0
GUERNSEY	0	0	0	0	0	0	0	0	0	0	0	0	0	0	0	0	0	0	0	0	0
GUINEA	11	0	0	0	0	0	0	0	0	0	0	0	0	0	0	0	0	8	0	0	0
GUINEA-BISSAU	0	0	0	0	0	0	0	0	0	0	0	0	0	0	0	0	0	0	0	0	0
GUYANA	1	0	0	0	0	0	0	0	0	0	0	0	0	0	0	0	0	0	0	0	0
HAITI	1	0	0	0	0	0	0	0	0	0	0	0	0	0	0	0	0	1	0	0	0
HEARD ISLAND-MCDONALD ISLANDS	0	0	0	0	0	0	0	0	0	0	0	0	0	0	0	0	0	0	0	0	0
HOLY SEE (VATICAN CITY STATE)	0	0	0	0	0	0	0	0	0	0	0	0	0	0	0	0	0	0	0	0	0
HONDURAS	17	0	0	0	1	0	0	0	0	0	0	1	0	0	0	0	0	8	0	0	0
HONG KONG	2	0	0	1	0	0	0	0	0	0	0	0	0	0	0	0	0	1	0	0	0
HUNGARY	0	0	0	0	0	0	0	0	0	0	0	0	0	0	0	0	0	0	0	0	0
ICELAND	0	0	0	0	0	0	0	0	0	0	0	0	0	0	0	0	0	0	0	0	0
INDIA	82	0	0	0	0	0	1	0	0	0	0	0	0	0	0	0	0	64	0	0	0
INDONESIA	12	0	0	0	0	0	0	0	0	0	0	0	0	0	0	0	0	5	0	0	0
IRAN	6	0	0	0	0	0	0	0	0	0	0	0	0	0	0	0	0	5	0	0	0
IRAQ	0	0	0	0	0	0	0	0	0	0	0	0	0	0	0	0	0	0	0	0	0
IRELAND	4	0	0	0	0	0	0	0	0	0	0	0	0	0	0	0	0	2	0	0	0
ISLE OF MAN	0	0	0	0	0	0	0	0	0	0	0	0	0	0	0	0	0	0	0	0	0
ISRAEL	2	0	0	0	0	0	0	0	0	0	0	0	0	0	0	0	0	2	0	0	0
ITALY	3	0	0	0	0	0	0	0	0	0	0	0	0	0	0	0	0	3	0	0	0
JAMAICA	12	0	0	0	0	0	0	0	0	0	0	1	0	0	0	0	0	4	0	0	0
JAPAN	35	0	0	0	0	0	0	0	0	0	0	1	0	0	0	1	0	22	5	0	0
JERSEY	0	0	0	0	0	0	0	0	0	0	0	0	0	0	0	0	0	0	0	0	0
JORDAN	1	0	0	0	0	0	0	0	0	0	0	0	0	0	0	0	0	0	0	0	0
KAZAKHSTAN	28	0	0	0	0	0	0	0	0	0	0	0	0	0	0	0	0	25	0	0	0
KENYA	14	0	0	0	0	0	2	0	0	0	0	0	0	0	0	0	0	5	0	0	0
KIRIBATI	0	0	0	0	0	0	0	0	0	0	0	0	0	0	0	0	0	0	0	0	0
KUWAIT	0	0	0	0	0	0	0	0	0	0	0	0	0	0	0	0	0	0	0	0	0

March 2024 Totals by Location Moved From, and By County Moved To

FROM / TO	TOTAL	GRAYS																			
		ADAMS	ASOTIN	BENTON	CHELAN	CLALLAM	CLARK	COLUMBIA	COWLITZ	DOUGLAS	FERRY	FRANKLIN	GARFIELD	GRANT	HARBOR	ISLAND	JEFFERSON	KING	KITSAP	KITTITAS	KLCKITAT
KYRGYZSTAN	75	0	0	0	0	0	2	0	0	0	0	0	0	0	0	0	0	57	0	0	0
LAOS	0	0	0	0	0	0	0	0	0	0	0	0	0	0	0	0	0	0	0	0	0
LATVIA	1	0	0	0	0	0	0	0	0	0	0	0	0	0	0	0	0	1	0	0	0
LEBANON	0	0	0	0	0	0	0	0	0	0	0	0	0	0	0	0	0	0	0	0	0
LESOTHO	0	0	0	0	0	0	0	0	0	0	0	0	0	0	0	0	0	0	0	0	0
LIBERIA	1	0	0	0	0	0	0	0	0	0	0	0	0	0	0	0	0	0	0	0	0
LIBYA	1	0	0	0	0	0	0	0	0	0	0	0	0	0	0	0	0	1	0	0	0
LIECHTENSTEIN	0	0	0	0	0	0	0	0	0	0	0	0	0	0	0	0	0	0	0	0	0
LITHUANIA	2	0	0	0	0	0	0	0	0	0	0	0	0	0	0	0	0	2	0	0	0
LUXEMBOURG	1	0	0	0	0	0	0	0	0	0	0	0	0	0	0	0	0	1	0	0	0
MACAU	1	0	0	0	0	1	0	0	0	0	0	0	0	0	0	0	0	0	0	0	0
MACEDONIA	0	0	0	0	0	0	0	0	0	0	0	0	0	0	0	0	0	0	0	0	0
MADAGASCAR	1	0	0	0	0	0	0	0	0	0	0	0	0	0	0	0	0	1	0	0	0
MALAWI	9	0	0	0	0	0	0	0	0	0	0	0	0	0	0	0	0	3	0	0	0
MALAYSIA	0	0	0	0	0	0	0	0	0	0	0	0	0	0	0	0	0	0	0	0	0
MALDIVES	0	0	0	0	0	0	0	0	0	0	0	0	0	0	0	0	0	0	0	0	0
MALI	0	0	0	0	0	0	0	0	0	0	0	0	0	0	0	0	0	0	0	0	0
MALTA	0	0	0	0	0	0	0	0	0	0	0	0	0	0	0	0	0	0	0	0	0
MARSHALL ISLANDS	4	0	0	0	0	0	0	0	0	0	0	0	0	0	0	0	0	1	0	0	0
MARTINIQUE	0	0	0	0	0	0	0	0	0	0	0	0	0	0	0	0	0	0	0	0	0
MAURITANIA	2	0	0	0	0	0	0	0	0	0	0	0	0	0	0	0	0	1	0	0	0
MAURITIUS	0	0	0	0	0	0	0	0	0	0	0	0	0	0	0	0	0	0	0	0	0
MAYOTTE ISLAND	0	0	0	0	0	0	0	0	0	0	0	0	0	0	0	0	0	0	0	0	0
MEXICO	217	2	1	10	4	1	6	0	2	3	0	16	0	9	0	0	1	58	4	1	0
MONACO	1	0	0	0	0	0	0	0	0	0	0	0	0	0	0	0	0	1	0	0	0
MONGOLIA	3	0	0	0	0	0	0	0	0	0	0	0	0	0	0	0	0	2	0	0	0
MONTENEGRO	3	0	0	0	0	0	0	0	0	0	0	0	0	0	0	0	0	0	0	0	0
MONTSERRAT	0	0	0	0	0	0	0	0	0	0	0	0	0	0	0	0	0	0	0	0	0
MOROCCO	2	0	0	0	0	0	0	0	0	0	0	0	0	0	0	0	0	1	0	0	0
MOZAMBIQUE	0	0	0	0	0	0	0	0	0	0	0	0	0	0	0	0	0	0	0	0	0
MYANMAR	0	0	0	0	0	0	0	0	0	0	0	0	0	0	0	0	0	0	0	0	0
NAMIBIA	1	0	0	0	0	0	0	0	0	0	0	0	0	0	0	0	0	1	0	0	0
NAURU	0	0	0	0	0	0	0	0	0	0	0	0	0	0	0	0	0	0	0	0	0
NEPAL	1	0	0	0	0	0	0	0	0	0	0	0	0	0	0	0	0	1	0	0	0
NETHERLANDS	2	0	0	0	0	0	0	0	0	0	0	0	0	0	0	0	0	1	0	0	0
NEW CALEDONIA	0	0	0	0	0	0	0	0	0	0	0	0	0	0	0	0	0	0	0	0	0
NEW ZEALAND	0	0	0	0	0	0	0	0	0	0	0	0	0	0	0	0	0	0	0	0	0
NICARAGUA	22	0	0	2	0	0	0	0	0	0	0	1	0	0	0	0	0	11	1	0	0
NIGER	0	0	0	0	0	0	0	0	0	0	0	0	0	0	0	0	0	0	0	0	0
NIGERIA	0	0	0	0	0	0	0	0	0	0	0	0	0	0	0	0	0	0	0	0	0
NIUE	0	0	0	0	0	0	0	0	0	0	0	0	0	0	0	0	0	0	0	0	0
NORFOLK ISLAND	0	0	0	0	0	0	0	0	0	0	0	0	0	0	0	0	0	0	0	0	0
NORTH KOREA	0	0	0	0	0	0	0	0	0	0	0	0	0	0	0	0	0	0	0	0	0
NORTHERN IRELAND	1	0	0	0	0	0	0	0	0	0	0	0	0	0	0	0	0	0	0	0	0
NORTHERN MARIANA ISLANDS	14	0	0	0	0	0	3	0	0	0	0	0	0	0	0	0	0	1	1	0	0
NORWAY	1	0	0	0	0	0	0	0	0	0	0	0	0	0	0	0	0	1	0	0	0
OCCUPIED PALESTINIAN TERRITORY	0	0	0	0	0	0	0	0	0	0	0	0	0	0	0	0	0	0	0	0	0
OMAN	0	0	0	0	0	0	0	0	0	0	0	0	0	0	0	0	0	0	0	0	0
PAKISTAN	3	0	0	0	0	0	0	0	0	0	0	0	0	0	0	0	0	2	0	0	0
PALAU	3	0	0	0	0	0	0	0	0	0	0	0	0	0	0	1	0	0	0	0	0
PANAMA	3	0	0	0	0	0	0	0	0	0	0	0	0	0	0	0	0	0	0	0	0
PAPUA NEW GUINEA	0	0	0	0	0	0	0	0	0	0	0	0	0	0	0	0	0	0	0	0	0
PARAGUAY	1	0	0	0	0	0	0	0	0	0	0	0	0	0	0	0	0	1	0	0	0
PERU	11	0	0	0	0	0	0	0	0	0	0	0	0	0	0	0	0	4	0	0	0
PHILIPPINES	20	0	0	0	0	0	1	0	0	0	0	0	0	0	0	0	0	6	2	0	0
PITCAIRN	0	0	0	0	0	0	0	0	0	0	0	0	0	0	0	0	0	0	0	0	0
POLAND	6	0	0	0	0	0	0	0	0	0	0	0	0	0	0	0	0	3	0	0	0
PORTUGAL	1	0	0	0	0	0	0	0	0	0	0	0	0	0	0	0	0	1	0	0	0

March 2024 Totals by Location Moved From, and By County Moved To

FROM / TO	TOTAL	GRAYS																			
		ADAMS	ASOTIN	BENTON	CHELAN	CLALLAM	CLARK	COLUMBIA	COWLITZ	DOUGLAS	FERRY	FRANKLIN	GARFIELD	GRANT	HARBOR	ISLAND	JEFFERSON	KING	KITSAP	KITTITAS	KLCKITAT
PUERTO RICO	16	0	0	0	0	1	0	0	0	0	0	0	0	0	0	0	0	3	2	0	0
QATAR	1	0	0	0	0	0	0	0	0	0	0	0	0	0	0	0	0	1	0	0	0
REPUBLIC OF KOSOVO	0	0	0	0	0	0	0	0	0	0	0	0	0	0	0	0	0	0	0	0	0
REPUBLIC OF MOLDOVA	4	0	0	0	0	0	1	0	0	0	0	0	0	0	0	0	0	1	0	0	0
RÉUNION ISLAND	0	0	0	0	0	0	0	0	0	0	0	0	0	0	0	0	0	0	0	0	0
ROMANIA	10	0	0	0	0	0	0	0	0	0	0	0	0	0	0	0	0	6	0	0	0
RUSSIA	49	0	0	0	0	0	7	0	0	0	0	0	0	0	0	0	0	19	0	0	0
RWANDA	1	0	0	0	0	0	0	0	0	0	0	0	0	0	0	0	0	1	0	0	0
SAMOA	0	0	0	0	0	0	0	0	0	0	0	0	0	0	0	0	0	0	0	0	0
SAN MARINO	0	0	0	0	0	0	0	0	0	0	0	0	0	0	0	0	0	0	0	0	0
SAO TOME AND PRINCIPE	0	0	0	0	0	0	0	0	0	0	0	0	0	0	0	0	0	0	0	0	0
SAUDI ARABIA	1	0	0	0	0	0	0	0	0	0	0	0	0	0	0	0	0	0	0	0	0
SCOTLAND	0	0	0	0	0	0	0	0	0	0	0	0	0	0	0	0	0	0	0	0	0
SENEGAL	7	0	0	0	0	0	0	0	0	0	0	0	0	0	0	0	0	6	0	0	0
SERBIA	9	0	0	0	0	0	0	0	0	0	0	0	0	0	1	0	0	1	0	0	0
SEYCHELLES	0	0	0	0	0	0	0	0	0	0	0	0	0	0	0	0	0	0	0	0	0
SIERRA LEONE	0	0	0	0	0	0	0	0	0	0	0	0	0	0	0	0	0	0	0	0	0
SINGAPORE	4	0	0	0	0	0	1	0	0	0	0	0	0	0	0	0	0	3	0	0	0
SINT MAARTEN	0	0	0	0	0	0	0	0	0	0	0	0	0	0	0	0	0	0	0	0	0
SLOVAKIA	0	0	0	0	0	0	0	0	0	0	0	0	0	0	0	0	0	0	0	0	0
SLOVENIA	0	0	0	0	0	0	0	0	0	0	0	0	0	0	0	0	0	0	0	0	0
SOLOMON ISLANDS	0	0	0	0	0	0	0	0	0	0	0	0	0	0	0	0	0	0	0	0	0
SOMALIA	3	0	0	0	0	0	0	0	0	0	0	0	0	0	0	0	0	3	0	0	0
SOUTH AFRICA	9	0	0	0	0	0	0	0	0	0	0	0	0	0	0	0	0	4	1	0	0
SOUTH GEORGIA-SANDWICH ISLANDS	0	0	0	0	0	0	0	0	0	0	0	0	0	0	0	0	0	0	0	0	0
SOUTH KOREA	78	0	0	2	1	0	0	0	0	0	0	0	0	0	0	0	0	44	1	0	0
SOUTH SUDAN	0	0	0	0	0	0	0	0	0	0	0	0	0	0	0	0	0	0	0	0	0
SPAIN	7	0	0	0	0	0	0	0	0	1	0	0	0	0	0	0	0	2	0	0	0
SRI LANKA	0	0	0	0	0	0	0	0	0	0	0	0	0	0	0	0	0	0	0	0	0
ST. BARTHÉLEMY	0	0	0	0	0	0	0	0	0	0	0	0	0	0	0	0	0	0	0	0	0
ST. HELENA	0	0	0	0	0	0	0	0	0	0	0	0	0	0	0	0	0	0	0	0	0
ST. KITTS NEVIS	0	0	0	0	0	0	0	0	0	0	0	0	0	0	0	0	0	0	0	0	0
ST. LUCIA	0	0	0	0	0	0	0	0	0	0	0	0	0	0	0	0	0	0	0	0	0
ST. PIERRE AND MIQUELON	0	0	0	0	0	0	0	0	0	0	0	0	0	0	0	0	0	0	0	0	0
ST. VINCENT AND THE GRENADINES	0	0	0	0	0	0	0	0	0	0	0	0	0	0	0	0	0	0	0	0	0
SUDAN	1	0	0	0	0	0	0	0	0	0	0	0	0	0	0	0	0	0	0	0	0
SURINAME	0	0	0	0	0	0	0	0	0	0	0	0	0	0	0	0	0	0	0	0	0
SVALBARD AND JAN MAYEN	0	0	0	0	0	0	0	0	0	0	0	0	0	0	0	0	0	0	0	0	0
SWEDEN	0	0	0	0	0	0	0	0	0	0	0	0	0	0	0	0	0	0	0	0	0
SWITZERLAND	0	0	0	0	0	0	0	0	0	0	0	0	0	0	0	0	0	0	0	0	0
SYRIAN ARAB REPUBLIC	0	0	0	0	0	0	0	0	0	0	0	0	0	0	0	0	0	0	0	0	0
TAIWAN	32	0	0	0	0	0	0	0	0	0	0	0	0	0	0	0	0	27	1	0	0
TAJKISTAN	3	0	0	0	0	0	0	0	0	0	0	0	0	0	0	0	0	2	0	0	0
TANZANIA	6	0	0	0	0	0	1	0	0	0	0	0	0	0	0	0	0	1	0	0	0
THAILAND	5	0	0	0	0	0	3	0	0	0	0	0	0	0	0	0	0	1	1	0	0
TIMOR-LESTE	0	0	0	0	0	0	0	0	0	0	0	0	0	0	0	0	0	0	0	0	0
TOGO	2	0	0	0	0	0	0	0	0	0	0	0	0	0	0	0	0	1	0	0	0
TOKELAU	0	0	0	0	0	0	0	0	0	0	0	0	0	0	0	0	0	0	0	0	0
TONGA	1	0	0	0	0	0	0	0	0	0	0	0	0	0	0	0	0	1	0	0	0
TRINIDAD AND TOBAGO	0	0	0	0	0	0	0	0	0	0	0	0	0	0	0	0	0	0	0	0	0
TUNISIA	0	0	0	0	0	0	0	0	0	0	0	0	0	0	0	0	0	0	0	0	0
TURKEY	13	0	0	0	0	0	1	0	0	0	0	0	0	0	0	0	0	11	0	0	0
TURKMENISTAN	9	0	0	0	0	0	0	0	0	0	0	0	0	0	0	0	0	3	0	0	0
TURKS AND CAICOS ISLANDS	0	0	0	0	0	0	0	0	0	0	0	0	0	0	0	0	0	0	0	0	0
TUVALU	0	0	0	0	0	0	0	0	0	0	0	0	0	0	0	0	0	0	0	0	0
UGANDA	1	0	0	0	0	0	0	0	0	0	0	0	0	0	0	0	0	0	0	0	0
UKRAINE	150	0	0	1	0	1	32	0	0	1	0	1	0	0	0	0	0	39	1	1	0
UNITED ARAB EMIRATES	3	0	0	0	0	0	0	0	0	0	0	0	0	0	0	0	0	3	0	0	0

March 2024 Totals by Location Moved From, and By County Moved To

FROM / TO	TOTAL	GRAYS																			
		ADAMS	ASOTIN	BENTON	CHELAN	CLALLAM	CLARK	COLUMBIA	COWLITZ	DOUGLAS	FERRY	FRANKLIN	GARFIELD	GRANT	HARBOR	ISLAND	JEFFERSON	KING	KITSAP	KITTITAS	KLCKITAT
UNITED KINGDOM	13	0	0	0	0	0	0	0	0	0	0	0	0	0	0	0	0	11	0	0	0
URUGUAY	0	0	0	0	0	0	0	0	0	0	0	0	0	0	0	0	0	0	0	0	0
US MINOR OUTLYING ISLANDS	0	0	0	0	0	0	0	0	0	0	0	0	0	0	0	0	0	0	0	0	0
UZBEKISTAN	27	0	0	0	0	0	0	0	0	0	0	0	0	0	0	0	0	20	0	0	0
VANUATU	0	0	0	0	0	0	0	0	0	0	0	0	0	0	0	0	0	0	0	0	0
VENEZUELA	197	0	0	7	2	0	2	0	0	1	0	7	0	3	0	0	0	120	2	0	0
VIET NAM	7	0	0	0	0	0	0	0	1	0	0	0	0	0	0	0	0	3	0	0	0
VIRGIN ISLANDS	4	0	0	1	0	0	0	0	0	0	0	0	0	0	0	1	0	0	0	0	0
VIRGIN ISLANDS, BRITISH	0	0	0	0	0	0	0	0	0	0	0	0	0	0	0	0	0	0	0	0	0
VIRGIN ISLANDS, U.S.	0	0	0	0	0	0	0	0	0	0	0	0	0	0	0	0	0	0	0	0	0
WALES	0	0	0	0	0	0	0	0	0	0	0	0	0	0	0	0	0	0	0	0	0
WALLIS-FUTUNA	0	0	0	0	0	0	0	0	0	0	0	0	0	0	0	0	0	0	0	0	0
WESTERN SAHARA	0	0	0	0	0	0	0	0	0	0	0	0	0	0	0	0	0	0	0	0	0
YEMEN	0	0	0	0	0	0	0	0	0	0	0	0	0	0	0	0	0	0	0	0	0
ZAMBIA	5	0	0	0	0	0	0	0	0	0	0	0	0	0	0	0	0	2	0	0	0
ZIMBABWE	0	0	0	0	0	0	0	0	0	0	0	0	0	0	0	0	0	0	0	0	0
** TOTAL **	12906	9	51	268	71	131	1300	3	146	28	5	106	4	70	70	200	58	4855	451	47	59

March 2024 Totals by Location Moved From, and By County Moved To

FROM / TO	COUNTY																UNKNOWN			
	LEWIS	LINCOLN	MASON	OKANAGON	PACIFIC	PEND OREILLE	PIERCE	SAN JUAN	SKAGIT	SKAMANIA	SNOHOMISH	SPOKANE	STEVENS	THURSTON	WAHAKIYAKUM	WALLA WALLA		WHATCOM	WHITMAN	YAKIMA
ALABAMA	0	0	0	0	0	0	10	0	0	1	6	4	0	7	0	0	0	0	1	2
ALASKA	1	0	2	2	2	0	20	0	4	0	7	10	3	9	1	0	9	2	5	3
ARIZONA	7	0	3	0	2	3	71	1	9	1	57	38	4	22	0	4	12	3	6	7
ARKANSAS	0	0	1	0	0	0	5	0	0	0	4	4	0	3	0	1	1	0	2	3
CALIFORNIA	9	0	16	2	7	2	202	7	25	5	165	122	10	82	2	7	69	14	23	30
COLORADO	0	0	0	2	3	1	53	1	4	1	21	14	3	22	0	0	26	0	2	1
CONNECTICUT	0	0	0	0	0	0	5	0	0	0	8	2	0	3	0	0	0	0	0	0
DELAWARE	0	0	0	0	0	1	3	0	0	0	1	0	0	2	0	0	2	0	0	0
FLORIDA	4	0	2	1	0	0	62	1	7	0	48	39	2	31	0	4	9	3	4	4
GEORGIA	3	0	1	0	0	0	40	0	2	0	21	4	2	12	0	1	2	1	1	3
HAWAII	6	0	1	1	0	0	38	3	1	0	20	4	1	12	0	1	2	0	1	1
IDAHO	7	4	3	3	2	8	22	1	4	1	17	104	5	8	0	5	12	32	6	6
ILLINOIS	0	0	2	0	0	0	17	0	2	0	19	7	0	7	0	0	5	2	2	2
INDIANA	0	0	2	1	0	0	12	0	0	0	6	2	0	8	0	0	1	0	3	2
IOWA	0	0	0	0	0	0	8	1	0	0	6	4	0	6	0	0	3	1	0	0
KANSAS	0	0	1	0	0	1	10	0	1	0	10	6	0	6	0	0	1	1	1	0
KENTUCKY	2	0	0	1	0	0	13	0	0	0	2	2	0	0	0	1	1	0	2	0
LOUISIANA	0	0	0	0	0	0	9	1	0	0	4	6	0	3	0	0	3	0	1	1
MAINE	0	0	1	0	0	0	3	0	0	0	2	0	0	0	0	0	1	0	1	1
MARYLAND	0	0	0	0	0	0	8	1	0	0	16	2	0	6	0	0	1	0	1	1
MASSACHUSETTS	0	0	0	0	0	0	8	0	0	0	3	5	0	4	0	0	3	0	1	1
MICHIGAN	1	0	0	0	0	0	19	2	0	0	13	4	0	5	0	1	7	0	1	3
MINNESOTA	2	0	0	0	0	0	8	0	0	0	9	4	0	8	0	0	4	1	1	2
MISSISSIPPI	0	0	0	0	0	0	3	0	0	0	2	2	0	3	0	0	0	1	0	1
MISSOURI	0	0	2	0	0	0	23	2	0	0	10	9	1	10	0	0	3	0	0	3
MONTANA	0	4	1	2	1	0	20	0	0	0	10	31	1	6	0	1	5	1	2	4
NEBRASKA	0	1	2	0	0	0	5	1	0	0	1	2	0	4	0	0	4	0	1	1
NEVADA	5	1	2	1	0	0	29	1	4	0	13	15	3	18	2	1	6	1	2	1
NEW HAMPSHIRE	0	1	0	0	0	0	3	0	0	0	2	0	0	1	0	0	1	0	0	0
NEW JERSEY	0	0	0	0	0	0	12	0	0	0	10	2	0	5	0	0	3	0	0	4
NEW MEXICO	0	0	0	0	0	3	7	1	0	0	4	8	1	8	0	1	3	0	4	4
NEW YORK	0	0	1	2	1	0	28	0	3	0	21	6	0	11	0	1	6	1	1	2
NORTH CAROLINA	1	0	1	0	0	0	33	0	2	0	11	7	2	14	0	1	4	1	1	2
NORTH DAKOTA	0	0	0	0	0	0	7	0	0	0	3	5	0	4	0	0	4	1	1	2
OHIO	0	0	2	1	3	0	16	0	1	0	16	3	0	4	1	0	4	6	0	2
OKLAHOMA	0	0	1	0	0	0	18	0	2	0	10	5	0	6	0	0	1	0	0	2
OREGON	13	1	14	6	13	1	79	7	9	13	53	52	7	45	4	22	32	11	23	22
PENNSYLVANIA	0	1	2	0	0	0	15	1	0	0	9	6	0	3	0	0	9	1	1	2
RHODE ISLAND	0	0	1	0	0	0	0	0	0	0	1	0	0	1	0	0	0	0	0	0
SOUTH CAROLINA	1	0	2	0	0	0	20	1	0	0	7	7	0	2	0	0	0	0	1	0
SOUTH DAKOTA	0	0	0	0	0	0	4	0	0	0	0	3	0	2	0	1	3	0	0	2
TENNESSEE	0	0	2	0	1	1	17	1	0	0	6	11	1	9	0	2	3	2	2	3
TEXAS	4	1	2	2	0	1	111	1	6	0	78	36	1	45	0	4	15	3	13	13
UTAH	1	0	0	0	1	0	23	1	3	0	17	11	0	14	0	4	3	0	2	4
VERMONT	0	0	0	0	0	0	0	0	0	0	1	2	0	1	0	0	1	0	0	1
VIRGINIA	0	0	1	0	1	0	34	1	3	0	28	7	1	14	0	0	0	0	1	3
WASHINGTON	0	0	0	0	0	0	0	0	0	0	0	0	0	0	0	0	0	0	0	0
WEST VIRGINIA	0	0	0	0	0	0	1	0	0	0	2	0	0	0	0	0	0	1	0	0
WISCONSIN	1	0	1	0	0	0	16	1	0	0	19	8	0	5	0	2	4	0	0	1
WYOMING	0	0	0	0	1	1	1	0	0	0	1	2	0	2	0	0	2	1	1	0
DISTRICT OF COLUMBIA	0	0	0	0	0	0	1	0	0	0	1	0	0	1	0	0	0	0	0	1
AFGHANISTAN	0	0	0	0	0	0	0	0	0	0	0	0	0	0	0	0	0	0	0	0
ÅLAND ISLANDS	0	0	0	0	0	0	0	0	0	0	0	0	0	0	0	0	0	0	0	0
ALBANIA	0	0	0	0	0	0	0	0	0	0	0	0	0	0	0	0	0	0	0	0
ALGERIA	0	0	0	0	0	0	0	0	0	0	0	0	0	0	0	0	0	0	0	0
AMERICAN SAMOA	0	0	0	0	0	0	17	0	0	0	0	0	0	5	0	0	0	0	0	1

March 2024 Totals by Location Moved From, and By County Moved To

FROM / TO	LEWIS	LINCOLN	MASON	OKANAGON	PACIFIC	PEND OREILLE	PIERCE	SAN JUAN	SKAGIT	SKAMANIA	SNOHOMISH	SPOKANE	STEVENS	THURSTON	WAHIAKUM	WALLA WALLA	WHATCOM	WHITMAN	YAKIMA	UNKNOWN
ANDORRA	0	0	0	0	0	0	0	0	0	0	0	0	0	0	0	0	0	0	0	0
ANGOLA	0	0	0	0	0	0	0	0	0	0	1	0	0	0	0	0	0	0	0	0
ANGUILLA	0	0	0	0	0	0	0	0	0	0	0	0	0	0	0	0	0	0	0	0
ANTARCTICA	0	0	0	0	0	0	0	0	0	0	0	0	0	0	0	0	0	0	0	0
ANTIGUA-BARBUDA	0	0	0	0	0	0	0	0	0	0	1	0	0	0	0	0	0	0	0	0
ARGENTINA	0	0	0	0	0	0	0	0	0	0	1	0	0	0	0	0	0	0	0	0
ARMENIA	0	0	0	0	0	0	0	0	0	0	0	0	0	0	0	0	0	0	0	0
ARUBA	0	0	0	0	0	0	0	0	0	0	0	0	0	0	0	0	0	0	0	0
AUSTRALIA	0	0	0	0	0	0	1	0	0	0	0	0	0	0	0	0	0	0	0	0
AUSTRIA	0	0	0	0	0	0	0	0	0	0	0	0	0	0	0	0	0	0	0	0
AZERBAIJAN	0	0	0	0	0	0	0	0	0	0	0	0	0	0	0	0	0	0	0	0
BAHAMAS	0	0	0	0	0	0	1	0	0	0	0	0	0	0	0	0	0	0	0	0
BAHRAIN	0	0	0	0	0	0	0	0	0	0	0	0	0	0	0	0	0	0	0	0
BANGLADESH	0	0	0	0	0	0	0	0	0	0	0	0	0	0	0	0	0	0	0	1
BARBADOS	0	0	0	0	0	0	0	0	0	0	0	0	0	0	0	0	0	0	0	0
BELARUS	0	0	0	0	0	0	1	0	0	0	0	0	0	0	0	0	0	0	0	1
BELGIUM	0	0	0	0	0	0	0	0	0	0	0	1	0	0	0	0	0	0	0	0
BELIZE	1	0	0	0	0	0	0	0	0	0	0	0	0	0	0	0	0	0	0	0
BENIN	0	0	0	0	0	0	0	0	0	0	0	0	0	0	0	0	0	0	0	0
BERMUDA	0	0	0	0	0	0	0	0	0	0	0	0	0	0	0	0	0	0	0	0
BHUTAN	0	0	0	0	0	0	0	0	0	0	1	0	0	0	0	0	0	0	0	0
BOLIVIA	0	0	0	0	0	0	0	0	0	0	0	0	0	0	0	0	0	0	0	0
BONAIRE, SINT EUSTATIUS & SABA	0	0	0	0	0	0	0	0	0	0	0	0	0	0	0	0	0	0	0	0
BOSNIA AND HERZEGOVINA	0	0	0	0	0	0	0	0	0	0	0	0	0	0	0	0	0	0	0	0
BOTSWANA	0	0	0	0	0	0	0	0	0	0	0	0	0	0	0	0	0	0	0	0
BOUVET ISLAND	0	0	0	0	0	0	0	0	0	0	0	0	0	0	0	0	0	0	0	0
BRAZIL	0	0	0	0	0	0	0	0	0	0	6	0	0	0	0	0	0	2	0	3
BRITISH INDIAN OCEAN TERRITORY	0	0	0	0	0	0	0	0	0	0	0	0	0	0	0	0	0	0	0	0
BRUNEI DARUSSALAM	0	0	0	0	0	0	0	0	0	0	0	0	0	0	0	0	0	0	0	0
BULGARIA	0	0	0	0	0	0	1	0	0	0	0	0	0	0	0	0	0	0	0	0
BURKINA FASO	0	0	0	0	0	0	0	0	0	0	0	0	0	0	0	0	0	0	0	0
BURUNDI	0	0	0	0	0	0	0	0	0	0	0	0	0	0	0	0	0	0	0	0
CAMBODIA	0	0	0	0	0	0	0	0	0	0	0	0	0	0	0	0	0	0	0	0
CAMEROON	0	0	0	0	0	0	0	0	0	0	0	0	0	0	0	0	0	0	0	0
CANADA	1	0	0	0	0	0	4	1	3	0	18	3	0	1	0	1	18	1	2	5
CAPE VERDE	0	0	0	0	0	0	0	0	0	0	0	0	0	0	0	0	0	0	0	0
CAYMAN ISLANDS	0	0	0	0	0	0	0	0	0	0	0	0	0	0	0	0	0	0	0	0
CENTRAL AFRICAN REPUBLIC	0	0	0	0	0	0	0	0	0	0	0	0	0	0	0	0	0	0	0	0
CHAD	0	0	0	0	0	0	0	0	0	0	0	0	0	0	0	0	0	0	0	0
CHILE	0	0	0	0	0	0	2	0	0	0	2	0	0	1	0	0	0	0	0	0
CHINA	0	0	0	0	0	0	3	0	0	0	4	0	0	0	0	0	0	0	0	4
CHRISTMAS ISLAND	0	0	0	0	0	0	0	0	0	0	0	0	0	0	0	0	0	0	0	0
COCOS (KEELING) ISLANDS	0	0	0	0	0	0	0	0	0	0	0	0	0	0	0	0	0	0	0	0
COLOMBIA	2	0	1	0	0	0	10	0	1	0	15	0	0	0	0	0	0	0	10	2
COMOROS	0	0	0	0	0	0	0	0	0	0	0	0	0	0	0	0	0	0	0	0
CONGO	0	0	0	0	0	0	0	0	0	0	0	0	0	0	0	0	0	0	0	0
CONGO, THE DEMOCRATIC REPUBLIC	0	0	0	0	0	0	0	0	0	0	0	0	0	0	0	0	0	0	0	0
COOK ISLANDS	0	0	0	0	0	0	0	0	0	0	0	0	0	0	0	0	0	0	0	0
COSTA RICA	0	0	0	0	0	0	0	0	0	0	0	0	0	0	0	0	0	0	0	0
CÔTE D'IVOIRE	0	0	0	0	0	0	0	0	0	0	0	0	0	0	0	0	0	0	0	0
CROATIA	0	0	0	0	0	0	0	0	0	0	0	0	0	0	0	0	0	0	0	0
CUBA	0	0	0	0	0	0	0	0	0	0	0	0	0	0	0	0	0	0	0	0
CURAÇAO	0	0	0	0	0	0	0	0	0	0	0	0	0	0	0	0	0	0	0	0
CYPRUS	0	0	0	0	0	0	0	0	0	0	0	0	0	0	0	0	0	0	0	0
CZECH REPUBLIC	0	0	0	0	0	0	0	0	0	0	1	0	0	0	0	0	0	0	0	0
DENMARK	0	0	0	0	0	0	0	0	0	0	0	0	0	0	0	0	0	0	0	0
DJIBOUTI	0	0	0	0	0	0	0	0	0	0	0	0	0	0	0	0	0	0	0	0
DOMINICA	0	0	0	0	0	0	0	0	0	0	0	0	0	0	0	0	0	0	0	0

March 2024 Totals by Location Moved From, and By County Moved To

FROM / TO	COUNTY																	UNKNOWN		
	LEWIS	LINCOLN	MASON	OKANAGON	PACIFIC	PEND OREILLE	PIERCE	SAN JUAN	SKAGIT	SKAMANIA	SNOHOMISH	SPOKANE	STEVENS	THURSTON	WAHKIACUM	WALLA WALLA	WHATCOM		WHITMAN	YAKIMA
DOMINICAN REPUBLIC	0	0	0	0	0	0	0	0	0	0	0	1	0	0	0	0	0	0	0	0
ECUADOR	0	0	0	0	0	0	2	0	0	0	5	0	0	0	0	0	1	0	1	0
EGYPT	0	0	0	0	0	0	0	0	0	0	0	0	0	0	0	0	0	0	0	0
EL SALVADOR	0	0	0	0	0	0	0	0	1	0	5	0	0	0	0	0	0	0	0	0
ENGLAND	0	0	0	0	0	0	0	0	0	0	0	0	0	1	0	0	0	0	0	0
EQUATORIAL GUINEA	0	0	0	0	0	0	0	0	0	0	0	0	0	0	0	0	0	0	0	0
ERITREA	0	0	0	0	0	0	0	0	1	0	2	0	0	0	0	0	0	0	0	1
ESTONIA	0	0	0	0	0	0	0	0	0	0	0	0	0	0	0	0	0	0	0	0
ESWATINI (prev. SWAZILAND)	0	0	0	0	0	0	0	0	0	0	0	0	0	0	0	0	0	0	0	0
ETHIOPIA	0	0	0	0	0	0	0	0	0	0	2	0	0	0	0	0	0	0	0	0
FALKLAND ISLANDS (MALVINAS)	0	0	0	0	0	0	0	0	0	0	0	0	0	0	0	0	0	0	0	0
FAROE ISLANDS	0	0	0	0	0	0	0	0	0	0	0	0	0	0	0	0	0	0	0	0
FEDERATED STATES OF MICRONESIA	0	0	0	0	0	0	1	0	0	0	1	0	0	0	0	0	0	0	0	0
FIJI	0	0	0	0	0	0	0	0	0	0	0	0	0	0	0	0	0	0	0	0
FINLAND	0	0	0	0	0	0	0	0	0	0	0	0	0	0	0	0	0	0	0	0
FRANCE	0	0	0	0	0	0	0	0	0	0	0	1	0	0	0	0	0	0	0	1
FRENCH GUIANA	0	0	0	0	0	0	0	0	0	0	0	0	0	0	0	0	0	0	0	0
FRENCH POLYNESIA	0	0	0	0	0	0	0	0	0	0	0	0	0	0	0	0	0	0	0	0
FRENCH SOUTHERN TERRITORIES	0	0	0	0	0	0	0	0	0	0	0	0	0	0	0	0	0	0	0	0
GABON	0	0	0	0	0	0	0	0	0	0	0	0	0	0	0	0	0	0	0	0
GAMBIA	0	0	0	0	0	0	0	0	0	0	0	0	0	0	0	0	0	0	0	0
GEORGIA (Country)	0	0	0	0	0	0	0	0	0	0	0	0	0	0	0	0	0	0	0	0
GERMANY	0	0	0	0	0	0	1	0	0	0	2	0	0	0	0	0	1	0	0	0
GHANA	0	0	0	0	0	0	0	0	0	0	0	0	0	1	0	0	0	0	0	0
GIBRALTAR	0	0	0	0	0	0	0	0	0	0	0	0	0	0	0	0	0	0	0	0
GREECE	0	0	0	0	0	0	0	0	0	0	0	0	0	0	0	0	0	0	0	0
GREENLAND	0	0	0	0	0	0	0	0	0	0	0	0	0	0	0	0	0	0	0	0
GRENADA	0	0	0	0	0	0	0	0	0	0	0	0	0	0	0	0	0	0	0	0
GUADELOUPE	0	0	0	0	0	0	0	0	0	0	0	0	0	0	0	0	0	0	0	0
GUAM	0	0	0	0	0	0	6	0	0	0	1	0	0	4	0	0	0	0	0	1
GUATEMALA	0	0	0	0	0	0	1	0	0	0	0	1	0	1	0	0	3	0	0	0
GUERNSEY	0	0	0	0	0	0	0	0	0	0	0	0	0	0	0	0	0	0	0	0
GUINEA	0	0	0	0	0	0	2	0	0	0	1	0	0	0	0	0	0	0	0	0
GUINEA-BISSAU	0	0	0	0	0	0	0	0	0	0	0	0	0	0	0	0	0	0	0	0
GUYANA	0	0	0	0	0	0	0	0	0	0	1	0	0	0	0	0	0	0	0	0
HAITI	0	0	0	0	0	0	0	0	0	0	0	0	0	0	0	0	0	0	0	0
HEARD ISLAND-MCDONALD ISLANDS	0	0	0	0	0	0	0	0	0	0	0	0	0	0	0	0	0	0	0	0
HOLY SEE (VATICAN CITY STATE)	0	0	0	0	0	0	0	0	0	0	0	0	0	0	0	0	0	0	0	0
HONDURAS	0	0	0	0	0	0	3	0	0	0	0	3	0	0	0	0	0	0	1	0
HONG KONG	0	0	0	0	0	0	0	0	0	0	0	0	0	0	0	0	0	0	0	0
HUNGARY	0	0	0	0	0	0	0	0	0	0	0	0	0	0	0	0	0	0	0	0
ICELAND	0	0	0	0	0	0	0	0	0	0	0	0	0	0	0	0	0	0	0	0
INDIA	0	0	0	0	0	0	4	0	0	0	7	3	0	0	0	0	1	0	1	1
INDONESIA	0	0	0	0	0	0	1	0	0	0	4	2	0	0	0	0	0	0	0	0
IRAN	0	0	0	0	0	0	0	0	0	0	0	0	0	0	0	0	0	0	0	1
IRAQ	0	0	0	0	0	0	0	0	0	0	0	0	0	0	0	0	0	0	0	0
IRELAND	0	0	0	0	0	0	0	0	0	0	1	0	0	0	0	0	0	0	0	1
ISLE OF MAN	0	0	0	0	0	0	0	0	0	0	0	0	0	0	0	0	0	0	0	0
ISRAEL	0	0	0	0	0	0	0	0	0	0	0	0	0	0	0	0	0	0	0	0
ITALY	0	0	0	0	0	0	0	0	0	0	0	0	0	0	0	0	0	0	0	0
JAMAICA	0	0	0	0	0	0	1	0	0	0	1	4	0	1	0	0	0	0	0	0
JAPAN	0	0	0	0	0	0	1	0	0	0	1	0	0	1	0	1	0	0	0	2
JERSEY	0	0	0	0	0	0	0	0	0	0	0	0	0	0	0	0	0	0	0	0
JORDAN	0	0	0	0	0	0	0	0	0	0	1	0	0	0	0	0	0	0	0	0
KAZAKHSTAN	0	0	0	0	0	0	0	0	0	0	0	0	0	0	0	0	0	0	0	3
KENYA	0	0	0	0	0	0	1	0	0	0	3	1	0	0	0	0	0	1	0	1
KIRIBATI	0	0	0	0	0	0	0	0	0	0	0	0	0	0	0	0	0	0	0	0
KUWAIT	0	0	0	0	0	0	0	0	0	0	0	0	0	0	0	0	0	0	0	0

March 2024 Totals by Location Moved From, and By County Moved To

FROM / TO	LEWIS	LINCOLN	MASON	OKANAGON	PACIFIC	PEND OREILLE	PIERCE	SAN JUAN	SKAGIT	SKAMANIA	SNOHOMISH	SPOKANE	STEVENS	THURSTON	WAHIAKUM	WALLA WALLA	WHATCOM	WHITMAN	YAKIMA	UNKNOWN
KYRGYZSTAN	0	0	0	0	0	0	0	0	0	0	4	1	0	0	0	0	0	0	0	11
LAOS	0	0	0	0	0	0	0	0	0	0	0	0	0	0	0	0	0	0	0	0
LATVIA	0	0	0	0	0	0	0	0	0	0	0	0	0	0	0	0	0	0	0	0
LEBANON	0	0	0	0	0	0	0	0	0	0	0	0	0	0	0	0	0	0	0	0
LESOTHO	0	0	0	0	0	0	0	0	0	0	0	0	0	0	0	0	0	0	0	0
LIBERIA	0	0	0	0	0	0	1	0	0	0	0	0	0	0	0	0	0	0	0	0
LIBYA	0	0	0	0	0	0	0	0	0	0	0	0	0	0	0	0	0	0	0	0
LIECHTENSTEIN	0	0	0	0	0	0	0	0	0	0	0	0	0	0	0	0	0	0	0	0
LITHUANIA	0	0	0	0	0	0	0	0	0	0	0	0	0	0	0	0	0	0	0	0
LUXEMBOURG	0	0	0	0	0	0	0	0	0	0	0	0	0	0	0	0	0	0	0	0
MACAU	0	0	0	0	0	0	0	0	0	0	0	0	0	0	0	0	0	0	0	0
MACEDONIA	0	0	0	0	0	0	0	0	0	0	0	0	0	0	0	0	0	0	0	0
MADAGASCAR	0	0	0	0	0	0	0	0	0	0	0	0	0	0	0	0	0	0	0	0
MALAWI	0	0	0	0	0	0	0	0	0	0	5	1	0	0	0	0	0	0	0	0
MALAYSIA	0	0	0	0	0	0	0	0	0	0	0	0	0	0	0	0	0	0	0	0
MALDIVES	0	0	0	0	0	0	0	0	0	0	0	0	0	0	0	0	0	0	0	0
MALI	0	0	0	0	0	0	0	0	0	0	0	0	0	0	0	0	0	0	0	0
MALTA	0	0	0	0	0	0	0	0	0	0	0	0	0	0	0	0	0	0	0	0
MARSHALL ISLANDS	0	0	0	0	0	0	1	0	0	0	1	1	0	0	0	0	0	0	0	0
MARTINIQUE	0	0	0	0	0	0	0	0	0	0	0	0	0	0	0	0	0	0	0	0
MAURITANIA	0	0	0	0	0	0	0	0	0	0	1	0	0	0	0	0	0	0	0	0
MAURITIUS	0	0	0	0	0	0	0	0	0	0	0	0	0	0	0	0	0	0	0	0
MAYOTTE ISLAND	0	0	0	0	0	0	0	0	0	0	0	0	0	0	0	0	0	0	0	0
MEXICO	2	0	1	1	0	0	19	0	1	0	27	2	0	6	0	2	3	2	28	5
MONACO	0	0	0	0	0	0	0	0	0	0	0	0	0	0	0	0	0	0	0	0
MONGOLIA	0	0	0	0	0	0	0	0	0	0	0	0	0	0	0	0	0	0	0	1
MONTENEGRO	0	0	0	0	0	0	1	0	0	0	2	0	0	0	0	0	0	0	0	0
MONTERRAT	0	0	0	0	0	0	0	0	0	0	0	0	0	0	0	0	0	0	0	0
MOROCCO	0	0	0	0	0	0	1	0	0	0	0	0	0	0	0	0	0	0	0	0
MOZAMBIQUE	0	0	0	0	0	0	0	0	0	0	0	0	0	0	0	0	0	0	0	0
MYANMAR	0	0	0	0	0	0	0	0	0	0	0	0	0	0	0	0	0	0	0	0
NAMIBIA	0	0	0	0	0	0	0	0	0	0	0	0	0	0	0	0	0	0	0	0
NAURU	0	0	0	0	0	0	0	0	0	0	0	0	0	0	0	0	0	0	0	0
NEPAL	0	0	0	0	0	0	0	0	0	0	0	0	0	0	0	0	0	0	0	0
NETHERLANDS	0	0	0	0	0	0	0	0	0	0	1	0	0	0	0	0	0	0	0	0
NEW CALEDONIA	0	0	0	0	0	0	0	0	0	0	0	0	0	0	0	0	0	0	0	0
NEW ZEALAND	0	0	0	0	0	0	0	0	0	0	0	0	0	0	0	0	0	0	0	0
NICARAGUA	0	0	0	0	0	0	2	0	0	0	4	1	0	0	0	0	0	0	0	0
NIGER	0	0	0	0	0	0	0	0	0	0	0	0	0	0	0	0	0	0	0	0
NIGERIA	0	0	0	0	0	0	0	0	0	0	0	0	0	0	0	0	0	0	0	0
NIUE	0	0	0	0	0	0	0	0	0	0	0	0	0	0	0	0	0	0	0	0
NORFOLK ISLAND	0	0	0	0	0	0	0	0	0	0	0	0	0	0	0	0	0	0	0	0
NORTH KOREA	0	0	0	0	0	0	0	0	0	0	0	0	0	0	0	0	0	0	0	0
NORTHERN IRELAND	0	0	0	0	0	0	0	0	0	0	1	0	0	0	0	0	0	0	0	0
NORTHERN MARIANA ISLANDS	0	0	0	1	0	0	1	0	0	0	2	0	0	2	0	1	1	0	0	1
NORWAY	0	0	0	0	0	0	0	0	0	0	0	0	0	0	0	0	0	0	0	0
OCCUPIED PALESTINIAN TERRITORY	0	0	0	0	0	0	0	0	0	0	0	0	0	0	0	0	0	0	0	0
OMAN	0	0	0	0	0	0	0	0	0	0	0	0	0	0	0	0	0	0	0	0
PAKISTAN	0	0	0	0	0	0	0	0	0	0	0	0	0	0	0	0	0	0	0	1
PALAU	0	0	0	0	0	0	1	0	0	0	0	0	0	0	0	0	0	0	0	1
PANAMA	1	0	0	0	0	0	1	0	0	0	1	0	0	0	0	0	0	0	0	0
PAPUA NEW GUINEA	0	0	0	0	0	0	0	0	0	0	0	0	0	0	0	0	0	0	0	0
PARAGUAY	0	0	0	0	0	0	0	0	0	0	0	0	0	0	0	0	0	0	0	0
PERU	0	0	0	0	0	0	0	0	0	0	4	0	0	1	0	0	0	0	2	0
PHILIPPINES	0	0	0	0	0	0	3	0	0	0	5	0	0	0	0	0	0	0	1	2
PITCAIRN	0	0	0	0	0	0	0	0	0	0	0	0	0	0	0	0	0	0	0	0
POLAND	0	0	0	0	0	0	2	0	0	0	1	0	0	0	0	0	0	0	0	0
PORTUGAL	0	0	0	0	0	0	0	0	0	0	0	0	0	0	0	0	0	0	0	0

March 2024 Totals by Location Moved From, and By County Moved To

FROM / TO	PEND										SAN					WALLA					UNKNOWN
	LEWIS	LINCOLN	MASON	OKANAGON	PACIFIC	OREILLE	PIERCE	JUAN	SKAGIT	SKAMANIA	SNOHOMISH	SPOKANE	STEVENS	THURSTON	WAHAKIUM	WALLA	WHATCOM	WHITMAN	YAKIMA		
PUERTO RICO	0	0	0	0	0	0	2	0	0	0	1	0	0	2	0	0	3	0	0	2	
QATAR	0	0	0	0	0	0	0	0	0	0	0	0	0	0	0	0	0	0	0	0	
REPUBLIC OF KOSOVO	0	0	0	0	0	0	0	0	0	0	0	0	0	0	0	0	0	0	0	0	
REPUBLIC OF MOLDOVA	0	0	0	0	0	0	2	0	0	0	0	0	0	0	0	0	0	0	0	0	
RÉUNION ISLAND	0	0	0	0	0	0	0	0	0	0	0	0	0	0	0	0	0	0	0	0	
ROMANIA	0	0	0	0	0	0	3	0	0	0	0	0	0	0	0	0	0	0	0	1	
RUSSIA	0	0	0	0	0	1	7	0	0	0	6	4	0	0	0	0	1	0	0	4	
RWANDA	0	0	0	0	0	0	0	0	0	0	0	0	0	0	0	0	0	0	0	0	
SAMOA	0	0	0	0	0	0	0	0	0	0	0	0	0	0	0	0	0	0	0	0	
SAN MARINO	0	0	0	0	0	0	0	0	0	0	0	0	0	0	0	0	0	0	0	0	
SAO TOME AND PRINCIPE	0	0	0	0	0	0	0	0	0	0	0	0	0	0	0	0	0	0	0	0	
SAUDI ARABIA	0	0	0	0	0	0	0	0	0	0	0	0	0	0	0	0	0	1	0	0	
SCOTLAND	0	0	0	0	0	0	0	0	0	0	0	0	0	0	0	0	0	0	0	0	
SENEGAL	0	0	0	0	0	0	0	0	0	0	1	0	0	0	0	0	0	0	0	0	
SERBIA	0	0	0	0	0	0	3	0	1	0	2	0	0	0	0	0	0	0	0	1	
SEYCHELLES	0	0	0	0	0	0	0	0	0	0	0	0	0	0	0	0	0	0	0	0	
SIERRA LEONE	0	0	0	0	0	0	0	0	0	0	0	0	0	0	0	0	0	0	0	0	
SINGAPORE	0	0	0	0	0	0	0	0	0	0	0	0	0	0	0	0	0	0	0	0	
SINT MAARTEN	0	0	0	0	0	0	0	0	0	0	0	0	0	0	0	0	0	0	0	0	
SLOVAKIA	0	0	0	0	0	0	0	0	0	0	0	0	0	0	0	0	0	0	0	0	
SLOVENIA	0	0	0	0	0	0	0	0	0	0	0	0	0	0	0	0	0	0	0	0	
SOLOMON ISLANDS	0	0	0	0	0	0	0	0	0	0	0	0	0	0	0	0	0	0	0	0	
SOMALIA	0	0	0	0	0	0	0	0	0	0	0	0	0	0	0	0	0	0	0	0	
SOUTH AFRICA	0	0	1	0	0	0	0	0	0	0	3	0	0	0	0	0	0	0	0	0	
SOUTH GEORGIA-SANDWICH ISLANDS	0	0	0	0	0	0	0	0	0	0	0	0	0	0	0	0	0	0	0	0	
SOUTH KOREA	0	0	0	0	0	0	11	0	0	0	11	1	0	1	0	2	0	0	1	3	
SOUTH SUDAN	0	0	0	0	0	0	0	0	0	0	0	0	0	0	0	0	0	0	0	0	
SPAIN	0	0	0	0	0	0	2	0	0	0	1	0	0	0	0	0	0	1	0	0	
SRI LANKA	0	0	0	0	0	0	0	0	0	0	0	0	0	0	0	0	0	0	0	0	
ST. BARTHÉLEMY	0	0	0	0	0	0	0	0	0	0	0	0	0	0	0	0	0	0	0	0	
ST. HELENA	0	0	0	0	0	0	0	0	0	0	0	0	0	0	0	0	0	0	0	0	
ST. KITTS NEVIS	0	0	0	0	0	0	0	0	0	0	0	0	0	0	0	0	0	0	0	0	
ST. LUCIA	0	0	0	0	0	0	0	0	0	0	0	0	0	0	0	0	0	0	0	0	
ST. PIERRE AND MIQUELON	0	0	0	0	0	0	0	0	0	0	0	0	0	0	0	0	0	0	0	0	
ST. VINCENT AND THE GRENADINES	0	0	0	0	0	0	0	0	0	0	0	0	0	0	0	0	0	0	0	0	
SUDAN	0	0	0	0	0	0	0	0	0	0	1	0	0	0	0	0	0	0	0	0	
SURINAME	0	0	0	0	0	0	0	0	0	0	0	0	0	0	0	0	0	0	0	0	
SVALBARD AND JAN MAYEN	0	0	0	0	0	0	0	0	0	0	0	0	0	0	0	0	0	0	0	0	
SWEDEN	0	0	0	0	0	0	0	0	0	0	0	0	0	0	0	0	0	0	0	0	
SWITZERLAND	0	0	0	0	0	0	0	0	0	0	0	0	0	0	0	0	0	0	0	0	
SYRIAN ARAB REPUBLIC	0	0	0	0	0	0	0	0	0	0	0	0	0	0	0	0	0	0	0	0	
TAIWAN	0	0	0	0	0	0	2	0	0	0	1	1	0	0	0	0	0	0	0	0	
TAJIKISTAN	0	0	0	0	0	0	0	0	0	0	0	0	0	0	0	0	0	0	0	1	
TANZANIA	0	0	0	0	0	0	1	0	0	0	2	1	0	0	0	0	0	0	0	0	
THAILAND	0	0	0	0	0	0	0	0	0	0	0	0	0	0	0	0	0	0	0	0	
TIMOR-LESTE	0	0	0	0	0	0	0	0	0	0	0	0	0	0	0	0	0	0	0	0	
TOGO	0	0	0	0	0	0	1	0	0	0	0	0	0	0	0	0	0	0	0	0	
TOKELAU	0	0	0	0	0	0	0	0	0	0	0	0	0	0	0	0	0	0	0	0	
TONGA	0	0	0	0	0	0	0	0	0	0	0	0	0	0	0	0	0	0	0	0	
TRINIDAD AND TOBAGO	0	0	0	0	0	0	0	0	0	0	0	0	0	0	0	0	0	0	0	0	
TUNISIA	0	0	0	0	0	0	0	0	0	0	0	0	0	0	0	0	0	0	0	0	
TURKEY	0	0	0	0	0	0	0	0	0	0	0	0	0	0	0	0	0	0	0	1	
TURKMENISTAN	0	0	0	0	0	0	3	0	0	0	2	1	0	0	0	0	0	0	0	0	
TURKS AND CAICOS ISLANDS	0	0	0	0	0	0	0	0	0	0	0	0	0	0	0	0	0	0	0	0	
TUVALU	0	0	0	0	0	0	0	0	0	0	0	0	0	0	0	0	0	0	0	0	
UGANDA	0	0	0	0	0	0	1	0	0	0	0	0	0	0	0	0	0	0	0	0	
UKRAINE	0	0	0	0	0	0	27	0	1	0	27	14	0	0	0	0	0	0	0	4	
UNITED ARAB EMIRATES	0	0	0	0	0	0	0	0	0	0	0	0	0	0	0	0	0	0	0	0	

March 2024 Totals by Location Moved From, and By County Moved To

FROM / TO	LEWIS	LINCOLN	MASON	OKANAGON	PACIFIC	PEND		SAN			SNOHOMISH	SPOKANE	STEVENS	THURSTON	WALLA			WHATCOM	WHITMAN	YAKIMA	UNKNOWN
						OREILLE	PIERCE	JUAN	SKAGIT	SKAMANIA					WALLA	WALLA	WALLA				
UNITED KINGDOM	0	0	0	0	0	0	0	0	0	0	0	1	0	0	0	0	0	0	1	0	0
URUGUAY	0	0	0	0	0	0	0	0	0	0	0	0	0	0	0	0	0	0	0	0	0
US MINOR OUTLYING ISLANDS	0	0	0	0	0	0	0	0	0	0	0	0	0	0	0	0	0	0	0	0	0
UZBEKISTAN	0	0	0	0	0	0	1	0	0	0	0	0	0	0	0	0	0	0	0	0	6
VANUATU	0	0	0	0	0	0	0	0	0	0	0	0	0	0	0	0	0	0	0	0	0
VENEZUELA	0	0	0	0	0	0	11	0	0	0	23	5	0	0	0	2	2	0	7	3	0
VIET NAM	0	0	0	0	0	0	1	0	0	0	0	1	0	1	0	0	0	0	0	0	0
VIRGIN ISLANDS	0	0	0	1	0	0	0	0	0	0	0	0	0	1	0	0	0	0	0	0	0
VIRGIN ISLANDS, BRITISH	0	0	0	0	0	0	0	0	0	0	0	0	0	0	0	0	0	0	0	0	0
VIRGIN ISLANDS, U.S.	0	0	0	0	0	0	0	0	0	0	0	0	0	0	0	0	0	0	0	0	0
WALES	0	0	0	0	0	0	0	0	0	0	0	0	0	0	0	0	0	0	0	0	0
WALLIS-FUTUNA	0	0	0	0	0	0	0	0	0	0	0	0	0	0	0	0	0	0	0	0	0
WESTERN SAHARA	0	0	0	0	0	0	0	0	0	0	0	0	0	0	0	0	0	0	0	0	0
YEMEN	0	0	0	0	0	0	0	0	0	0	0	0	0	0	0	0	0	0	0	0	0
ZAMBIA	0	0	0	0	0	0	0	0	0	0	3	0	0	0	0	0	0	0	0	0	0
ZIMBABWE	0	0	0	0	0	0	0	0	0	0	0	0	0	0	0	0	0	0	0	0	0
** TOTAL **	75	14	75	30	38	24	1347	39	101	22	1032	682	48	534	10	74	324	100	175	230	