

Adding Vehicles

Welcome to the Washington State Department of Licensing Prorate and Fuel Tax Services Taxpayer Access Point (TAP). The account information contained in this document is completely fictitious and is intended for instructional purposes only.

Please disable the pop-up blocker settings on your computer to allow pop-ups from the TAP website. Depending on which browser has been set as the default, screen images may appear slightly different than those included in these instructions.

These instructions are for Washington Prorated (IRP) customers adding vehicles to an existing weight group or creating new weight groups. These instructions outline the process for only one transaction type. Multiple transaction types can be requested in one supplement.

If the vehicle you are attempting to add was in your fleet the previous year but not renewed, please use the "Renewal" transaction type and instructions. Previously used vehicles can be added only after 1 full registration year without active IRP registration.

Add Vehicle Process

Once submitted, please allow at least two business days for Motor Carrier Services (MCS) staff to review and process your request. You may be contacted for missing or inaccurate information. Credentials will be sent via USPS mail once payment is posted.

Documents/Information needed

- ✓ WA vehicle truck registration (Validated Copy of Record)
- ✓ Current stamped copy of the Federal Heavy Vehicle Use Tax form (2290) from the IRS for all vehicles running combination 55,000 lbs gross vehicle weight or more with a purchase date 60 days or more in the past.
- ✓ New lease agreement and a [Leased Vehicle Listing](#) form if the motor carrier responsible for safety (USDOT) has changed.
- ✓ WA IFTA account number, or state information if not WA.

Instructions for adding Vehicles

Log into Taxpayer Access Point (TAP).

Note: For more information on how to log into your TAP account, see [How to log into TAP](#).

The screenshot displays the Taxpayer Access Point (TAP) interface for the Washington State Department of Licensing. The header includes the TAP logo and the text "Prorate and Fuel Tax Services". The user is logged in as "IRP TEST".

Menu: Log Off, Home, Back, View Support ID

Navigation: » My Accounts

TAP Help: TAP How-To Videos, TAP Frequently Asked Questions

IRP TEST Account Information:

- Federal Employer ID: 11-1111111
- My Balance: \$3,249.41
- Legal Name: IRP TEST
- Physical Address: 1661 ANTHEM LN SW TUMWATER WA
- Mailing Address: Add

Names And Addresses:

- Legal Name: IRP TEST
- Physical Address: 1661 ANTHEM LN SW TUMWATER WA
- Mailing Address: Add

I Want To...: View Profile, Make a Payment, Register a New Account

My Accounts Table:

Account ID	Account Type	Name	Frequency	Address	Balance	Status
0022307	IFTA	IRP TEST	Quarterly	1661 ANTHEM LN SW TUMWATER WA	0.00	Active
0022307-0101	IRP Fleet	IRP TEST	Prorate Fisc	1661 ANTHEM LN SW TUMWATER WA	3,249.41	Active

2 Rows

The "Account ID" column header is circled in red, and a red arrow points to the "0022307-0101" account ID in the table.


[dol.wa.gov](#) | [Contact Us](#) | [About Us](#) | [Survey](#) | [More About TAP](#) | Copyright © 2015

Under **Account ID**, select your **IPR Fleet Account** hyperlink.

T
A
P

axpayer
Access
Point

Prorate and Fuel Tax Services



WASHINGTON STATE DEPARTMENT OF
LICENSING

Menu Log Off

Home

Back

View Support ID

IRP Fleet

Federal Employer ID 11-1111111

Prorate Fiscal Annual 0022307-0101

My Balance \$3,249.41

Pending \$ -3,249.41

Payment Source [Setup](#)

Names And Addresses

Legal Name [IRP TEST](#)

Physical Address [1661 ANTHEM LN SW TUMWATER WA](#)

Mailing Address [Add](#)

I Want To...

[View Accounts](#)

[View Profile](#)

[Request Good Standing Letter](#)

[Register a New Account](#)

[Close Account](#)

Fleet History¹ Activity Messages¹ Letters¹

[Recent Applications¹](#) [Prior Applications](#) [Jurisdictions³](#) [Weight Groups¹](#) [Vehicles¹](#)

Recent Applications [Show History](#) [Filter](#)

Filing Period	Application	Status	Jurisdictions	Vehicles	Fees	Balance	Actions
31-Dec-2018	2018 Renewal	Finalized	59	1	3,249.41	0.00	Create New Supplement

Navigation

My Accounts

» [IRP Fleet](#)

TAP Help

[TAP How-To Videos](#)

[TAP Frequently Asked Questions](#)

[dol.wa.gov](#) | [Contact Us](#) | [About Us](#) | [Survey](#) | [More About TAP](#) | Copyright © 2015

Under **Actions**, click **Create New Supplement** hyperlink and **confirm** to create a new application.

Note: *Vehicles can be added at initial account application or on a supplement following your original application or annual renewal. Add transactions are not available on fleet renewals.*

Taxpayer Access Point Prorate and Fuel Tax Services
WASHINGTON STATE DEPARTMENT OF LICENSING

Menu Log Off

Home
Back
View Support ID

Navigation

My Accounts
IRP Fleet
» IRP

TAP Help

TAP How-To Videos
TAP Frequently Asked Questions

Attachments Add

Attention: Use the "Attachments" section on the left hand side of the screen to include documentation with your application.
A copy of your vehicle registration or title is required for all vehicles you are licensing under the International Registration Plan (IRP). The name listed on your registration or title must match the name on your IRP application.
A stamped Heavy Vehicle Use Tax Receipt (2290) is required to be submitted for all vehicles running combination 55,000 lbs gross vehicle weight (GVW) or more with a purchase date greater than 60 days.
A current Lease Agreement is required when you are using another carriers USDOT number as the carrier responsible for the safety of your vehicle(s).

2018 Supplement 2 Submit Cancel **Fee Summary** **I Want To...**

Fleet	0022307-0101	Effective	02-Oct-2018	View Accounts
Created	02-Oct-2018	Apportioned Fees	\$0.00	View Profile
Reported Jurisdictions	3	Base Fees	\$0.00	
Registered Groups	1	Net Fees	\$0.00	
Vehicles in Application	0			
Pending Validations	0			

Application Status: Created

To complete your application, use the tabs below to enter and/or view your information. Fees are calculated once jurisdiction, vehicle and weight information is entered.
[Click Here to Learn More About the Tabs Below](#)

Application Fees Messages¹ Letters¹
Jurisdictions³ Vehicles¹ Validations⁰

Vehicles and Weights Add Weight Group Hide History Filter

Group	Group Type	Default Weight	Base Weight	Activity	Messages	Active
TT-105500-002	Truck Tractor	105,500	105,500			<input checked="" type="checkbox"/>

[dol.wa.gov](#) | [Contact Us](#) | [About Us](#) | [Survey](#) | [More About TAP](#) | Copyright © 2015

Note: For this example we are adding the vehicle to the only existing weight group 105,500. You may have multiple weight groups/vehicle types listed.

Click on the **Vehicles** tab to display current weight groups under **Vehicles and Weights**.

To add vehicles to one of the weight groups listed, select the **Weight Group** hyperlink.

Note: To create new weight groups different than existing **Weight Groups** or **Group Types** (example TT for Truck Tractor) click the hyperlink for instructions "[Creating Weight Groups](#)".

IRP

Weight Groups

Weights Vehicles Group Vehicles

Vehicles Add / Change Vehicle

Vehicles Filter

Transaction Type	Unit	Year	Vehicle Make	VIN	USDOT	VehicleType
Add / Change Vehicle						

Save Cancel

Select the **Vehicles** tab, then click the **Add/Change Vehicle** hyperlink.

Note: Information needed to complete this section is retrieved from the Validated Copy of Record (shown on the next page) when registering your vehicle.

Transaction Information:

- (A) **Transaction Type** - Select **Add Vehicle** from the drop down menu
- (B) **Unit** - Recorded on Validated Copy of Record provided by customer or number displayed on vehicle
- (C) **VIN** - Carefully enter the alpha and numeric characters
- (D) **TPO Number/Base Plate** - If the current WA base plate has remaining gross weight/tonnage, contact [MCS](#) staff for guidance completing fields (F) through (H)
- (E) **Current Plate number** - No entry allowed in this field
- (F) **Weight of Plate Turned In** - Refer to (D) above
- (G) **Registration Credit Months** - Refer to (D) above
- (H) **WA Apportionment** - Refer to (D) above

Vehicle Information:

- (I) **Vehicle Make** - Select using the drop down menu
- (J) **Model Year** - Enter year shown
- (K) **Fuel Type** - Select using the drop down menu
- (L) **Unladen Weight** - Enter the scale weight
- (M) **Purchase Price** - Enter the price shown
- (N) **Purchase Date** - Enter date shown
- (O) **Number of Axles/Seats** - Enter # of axles for power unit/seat option is for buses
- (P) **MSO** - Manufacturing State of Origin

Model Year (J)	Make (I)	Model (K)	Body Style	Vehicle identification number (VIN) (C)	Scale Weight (L)
Plate/Tag no (D)	Tab/Decal no (E)	Primary vehicle use type Combination (Non-Farm Use)		Issue date	Exp date
Plate/Tag no	Tab/Decal No	Vehicle use type		Issue date	Exp date
Gross Weight (F)	Gr wt start date	Gross weight exp date (G)	Fleet no	Equip no (B)	
Purchase Date (N)	Purchase Price (M)				

Registered Owner

Legal Owner

(R)

Motor Carrier Responsible for Safety

Is This Vehicle Running Under a Lease? (Q)	<input type="radio"/> No	<input type="radio"/> Yes	Owner/Lessor (if applicable) (R)	<input type="text"/>
Carrier FEIN	<input type="text"/>		IFTA Jurisdiction (S)	<input type="text"/>
USDOT	<input type="text"/>		IFTA Account Number (T)	<input type="text"/>
Carrier Name	<input type="text"/>		IFTA Account Name (U)	<input type="text"/>
			No IFTA Account/Fuel Permit (V)	<input type="checkbox"/>

Motor Carrier Responsible for Safety:

- (Q) **Is this Vehicle Running Under a Lease**, select **Yes** or **No**.
 - o **No** - Carrier FEIN, USDOT# and Carrier Name will autofill.
 - o **Yes** - Enter the USDOT# you are leased to. The Carrier FEIN and Carrier Name will autofill. Later you will be required to attach a copy of a completed leased vehicle listing form and the lease agreement.
- (R) **Owner/Lessor** - This field is not required, however it can be used if Legal Owner is different than registered owner.
- (S) **IFTA Jurisdiction** - Enter the base jurisdiction that issued the decal that will be applied to your vehicle. If base jurisdiction is not WA, fields (T) and (U) will not open for entry.
- (T) **IFTA Account Number** - If this field does not auto populate enter the WA based jurisdiction's IFTA license number you will be operating under.
- (U) **IFTA Account Name** - Will autofill.
- (V) **No IFTA Account/Fuel Permit** - If you will not be operating under the IFTA agreement (no IFTA decal or license) check this box.

IRP

Weight Groups

Weights **Vehicles** Group Vehicles

Vehicles **Unit: 2** Remove Vehicle Copy row Add / Change Vehicle

Transaction Type Add Vehicle

I'm adding a new vehicle that has not been registered in this fleet in the current or previous registration year.

Transaction Information		Vehicle Information	
Unit	2	Vehicle Make	INTL - International
VIN	1111111111111111	Model Year	2010
TPO Number / Base Plate		Fuel Type	Diesel
Current Plate Number		Unladen Weight	18,010
Weight of Plate Turned In	0	Purchase Price	28,000.00
Registration Credit Months	0	Purchase Date	01-Jun-2018
WA Apportionment	0.00000	Number of Axles/Seats	3
		MSO (Manufacturing State of Origin)	No Yes

Motor Carrier Responsible for Safety

Is This Vehicle Running Under a Lease?	No Yes	Owner/Lessor (if applicable)	
Carrier FEIN	11111111	IFTA Jurisdiction	
USDOT	111111	IFTA Account Number	
Carrier Name	IRP TEST	IFTA Account Name	
		No IFTA Account/Fuel Permit	<input checked="" type="checkbox"/>

Registrant Requests

Select Additional Options Temporary Authority

Remove Vehicle Copy row Add / Change Vehicle

Save Cancel

Review all entries for accuracy.

In the **Registrant Requests** section, if you would like to request **Temporary Authority**, click the box.

Note: Temporary Authority is available when adding vehicles in an existing fleet. An account must be in "good standing status" for two years to qualify for Temporary Authority. The Temporary Authority will be located in your TAP Letters tab for printing once processed and approved by MCS staff.

If you have additional vehicles to add to the weight group you selected, click **Add/Change Vehicle**.


Click **Save** when you have completed adding vehicles.

For instructions to create another weight group to add vehicles to, click the hyperlink "[Creating Weight Groups](#)".

T
A
P

axpayer
Access
Point

Prorate and Fuel Tax Services



WASHINGTON STATE DEPARTMENT OF
LICENSING

Menu Log Off

Home

Back

View Support ID

Attention: Use the "Attachments" section on the left hand side of the screen to include documentation with your application.

A copy of your vehicle registration or title is required for all vehicles you are licensing under the International Registration Plan (IRP). The name listed on your registration or title must match the name on your IRP application.

A stamped Heavy Vehicle Use Tax Receipt (2290) is required to be submitted for all vehicles running combination 55,000 lbs gross vehicle weight (GVW) or more with a purchase date greater than 60 days.

A current Lease Agreement is required when you are using another carriers USDOT number as the carrier responsible for the safety of your vehicle(s).

2018 Supplement 2	Cancel	Fee Summary	I Want To...
Fleet 0022307-0101		Effective 02-Oct-2018	View Accounts
Created 02-Oct-2018		Apportioned Fees \$835.98	View Profile
Reported Jurisdictions 3		Base Fees \$30.50	
Registered Groups 1		Net Fees \$866.48	
Vehicles in Application 1			
Pending Validations 1	Attention Needed		

Application Status: Created

To complete your application, use the tabs below to enter and/or view your information. Fees are calculated once jurisdiction, vehicle and weight information is entered.

[Click Here to Learn More About the Tabs Below](#)

Application	Fees	Messages ¹	Letters ¹
Jurisdictions ³	Vehicles ¹	Validations ¹	

Vehicles and Weights					Add Weight Group	Hide History	Filter
Group	Group Type	Default Weight	Base Weight	Activity	Messages	Active	
TT-105500-002	Truck Tractor	105,500	105,500	1 Add		<input checked="" type="checkbox"/>	

dol.wa.gov | [Contact Us](#) | [About Us](#) | [Survey](#) | [More About TAP](#) | Copyright © 2015

Note: Under the Activity column you will see the number of vehicles being added.

Click the **Attention Needed** hyperlink to view a list of required documentation to attach.

Taxpayer Access Point Prorate and Fuel Tax Services
WASHINGTON STATE DEPARTMENT OF LICENSING

Menu Log Off

Home
Back
View Support ID

Navigation

My Accounts
IRP Fleet
» IRP

TAP Help

TAP How-To Videos
TAP Frequently Asked Questions

Attachments Add

Attention: Use the "Attachments" section on the left hand side of the screen to include documentation with your application.

A copy of your vehicle registration or title is required for all vehicles you are licensing under the International Registration Plan (IRP). The name listed on your registration or title must match the name on your IRP application.

A stamped Heavy Vehicle Use Tax Receipt (2290) is required to be submitted for all vehicles running combination 55,000 lbs gross vehicle weight (GVW) or more with a purchase date greater than 60 days.

A current Lease Agreement is required when you are using another carriers USDOT number as the carrier responsible for the safety of your vehicle(s).

2018 Supplement 2 [Cancel] **Fee Summary**

2018 Supplement 2		Effective	02-Oct-2018	I Want To...
Fleet	0022307-0101	Effective	02-Oct-2018	View Accounts
Created	02-Oct-2018	Apportioned Fees	\$835.98	View Profile
Reported Jurisdictions	3	Base Fees	\$30.50	
Registered Groups	1	Net Fees	\$866.48	
Vehicles in Application	1			
Pending Validations	1 Attention Needed			

Application Status: Created

To complete your application, use the tabs below to enter and/or view your information. Fees are calculated once jurisdiction, vehicle and weight information is entered.

[Click Here to Learn More About the Tabs Below](#)

Application **Fees** **Messages¹** **Letters¹**

Jurisdictions³ Vehicles¹ **Validations¹**

Validations Needing Attention [Filter]

Type	Message
2290 Attachment Required	A Heavy Vehicle Use Tax Receipt (2290) is required for all vehicles running combination 55,000 lbs gross vehicle weight (GVW) or more with a purchase date greater than 60 days.

dol.wa.gov | [Contact Us](#) | [About Us](#) | [Survey](#) | [More About TAP](#) | Copyright © 2015

Required documents that need to be attached will be listed under **Validations Needing Attention**. Other documents that may be required, Registration, Signed Cab Card, or Lease Agreement.

- Click **Add** to attach attachment.

Select a file to attach

Type: Heavy Vehicle Use Tax Receipt

Description: IRS 2290

Choose File No file chosen


Save Cancel

- Select “Heavy Vehicle Use Tax Receipt” from the **Type** drop down list menu to attach the current stamped 2290.
- Enter the **Description** of the document, for example “IRS 2290”.
- Click **Choose File**, locate the document on your computer to upload and open.
- Click **Save**.

Note: Each attachment must be added one at a time. Make sure to change the Type and Description as appropriate.

T
A
P

Prorate and Fuel Tax Services



Menu Log Off

Home

Back

View Support ID

Attention: Use the "Attachments" section on the left hand side of the screen to include documentation with your application.

A copy of your vehicle registration or title is required for all vehicles you are licensing under the International Registration Plan (IRP). The name listed on your registration or title must match the name on your IRP application.

A stamped Heavy Vehicle Use Tax Receipt (2290) is required to be submitted for all vehicles running combination 55,000 lbs gross vehicle weight (GVW) or more with a purchase date greater than 60 days.

A current Lease Agreement is required when you are using another carriers USDOT number as the carrier responsible for the safety of your vehicle(s).

2018 Supplement 4		Cancel	Fee Summary	I Want To...
Fleet	0022307-0101		Effective	03-Oct-2018 View Accounts
Created	03-Oct-2018		Apportioned Fees	\$835.98 View Profile
Reported Jurisdictions	3		Base Fees	\$30.50
Registered Groups	1		Net Fees	\$866.48
Vehicles in Application	1			
Pending Validations	1	Attention Needed		

Application Status: Created

To complete your application, use the tabs below to enter and/or view your information. Fees are calculated once jurisdiction, vehicle and weight information is entered.

[Click Here to Learn More About the Tabs Below](#)

Application Fees Messages¹ Letters¹

Jurisdictions³ Vehicles¹ Validations¹

Validations Needing Attention		Filter
Type	Message	
2290 Attachment Required	A Heavy Vehicle Use Tax Receipt (2290) is required for all vehicles running combination 55,000 lbs gross vehicle weight (GVW) or more with a purchase date greater than 60 days.	

IRS 2290.pdf

IRS 2290

X

*Note: Once the document is attached, it will be listed under **Attachments**. Click on the **X** to the right of the attached file, to remove a file if necessary.*

Select the **2290 Attachment Required** hyperlink to confirm attachment has been added

Detail
ⓘ ⌵ ✕

2290 Attachment Required

Filter

Unit	VIN	Vehicle Type	Make	Model Year	USDOT

OK


Cancel

A popup box will appear, click **OK**.

T
A
P

axpayer
Access
Point

Prorate and Fuel Tax Services



Menu Log Off

Home

Back

View Support ID

Attention: Use the "Attachments" section on the left hand side of the screen to include documentation with your application.

A copy of your vehicle registration or title is required for all vehicles you are licensing under the International Registration Plan (IRP). The name listed on your registration or title must match the name on your IRP application.

A stamped Heavy Vehicle Use Tax Receipt (2290) is required to be submitted for all vehicles running combination 55,000 lbs gross vehicle weight (GVW) or more with a purchase date greater than 60 days.

A current Lease Agreement is required when you are using another carriers USDOT number as the carrier responsible for the safety of your vehicle(s).

2018 Supplement 4		Submit	Cancel	Fee Summary		I Want To...
Fleet	0022307-0101			Effective	03-Oct-2018	View Accounts
Created	03-Oct-2018			Apportioned Fees	\$835.98	View Profile
Reported Jurisdictions	3			Base Fees	\$30.50	
Registered Groups	1			Net Fees	\$866.48	
Vehicles in Application	1					
Pending Validations	0					

Application Status: Created

To complete your application, use the tabs below to enter and/or view your information. Fees are calculated once jurisdiction, vehicle and weight information is entered.

[Click Here to Learn More About the Tabs Below](#)

Application
Fees
Messages¹
Letters¹

Jurisdictions³
Vehicles¹
Validations¹

Validations Needing Attention Filter

Type	Message
IRS 2290.pdf	
IRS 2290	

[dol.wa.gov](#) | [Contact Us](#) | [About Us](#) | [Survey](#) | [More About TAP](#) | Copyright © 2015

Note: Pending Validations should now show zero, the Attention Needed hyperlink should no longer be visible and the Submit tab should appear. If Submit is not visible, contact [MCS](#).

Click **Submit**.

? Are you sure you want to submit this application? Please make sure you have attached all required documents (example: vehicle registration, 2290, lease agreement document etc.) before continuing.


Yes

No

Click **Yes** to confirm submission and that you have attached all required documents.

T
A
P

Prorate and Fuel Tax Services



WASHINGTON STATE DEPARTMENT OF LICENSING

Menu Log Off

Home

Back

View Support ID

Navigation

My Accounts

IRP Fleet

» IRP

TAP Help

TAP How-To Videos

TAP Frequently Asked Questions

Attachments

[IRS 2290.pdf](#)

[IRS 2290](#)

2018 Supplement 4 [Cancel](#)

Fleet	0022307-0101	Effective	03-Oct-2018	View Accounts
Created	03-Oct-2018	Apportioned Fees	\$835.98	View Profile
Submitted	03-Oct-2018	Base Fees	\$30.50	
Reported Jurisdictions	3	Net Fees	\$866.48	
Registered Groups	1	Pending Payments	\$0.00	
Vehicles in Application	1	Pay Effective Balance	\$866.48	
Pending Validations	2			

Application Status: Submitted

Your application has been sent to the Washington State Department of Licensing for processing. No changes can be made.

[Click Here to Learn More About the Tabs Below](#)

Application
Fees
Messages¹
Letters¹

Jurisdictions³
Vehicles¹
Validations¹

Validations Needing Attention [Filter](#)

Type	Message
HVUT (Form 2290) Documents	HVUT documentation must be provided for one or more of your vehicles.
Registration Documents	Registration documentation must be provided for some of your vehicles.

2 Rows

[Us](#) | [Survey](#) | [More About TAP](#) | Copyright © 2015

Note: *Validations Needing Attention* on this screen are for the MCS staff to resolve when the request is reviewed.

This concludes our instructions. Thank you.

If you need further assistance, contact MCS 360-664-1858 or MotorCarrierServices@dol.wa.gov.

Reminder: Allow at least two business days for MCS staff to review and process your request. Credentials will not be mailed until your request is approved and your payment has posted.

Invoice will process overnight and will be available to view or print the following day.

Additional Instruction Links

- [How to view or print an invoice \(after overnight process\)](#)
- [How to Make a TAP payment for IFTA and IRP](#)

Instructions for Creating Weight Groups

Taxpayer Access Point Prorate and Fuel Tax Services
WASHINGTON STATE DEPARTMENT OF LICENSING

Menu Log Off

- Home
- Back
- View Support ID

Navigation

- My Accounts
- IRP Fleet
- » IRP

TAP Help

- TAP How-To Videos
- TAP Frequently Asked Questions

Attachments Add

Attention: Use the "Attachments" section on the left hand side of the screen to include documentation with your application.

A copy of your vehicle registration or title is required for all vehicles you are licensing under the International Registration Plan (IRP). The name listed on your registration or title must match the name on your IRP application.

A stamped Heavy Vehicle Use Tax Receipt (2290) is required to be submitted for all vehicles running combination 55,000 lbs gross vehicle weight (GVW) or more with a purchase date greater than 60 days.

A current Lease Agreement is required when you are using another carriers USDOT number as the carrier responsible for the safety of your vehicle(s).

2018 Supplement 1 [Submit](#) [Cancel](#) **Fee Summary**

2018 Supplement 1		Submit	Cancel	Fee Summary	I Want To...
Fleet	0022307-0101			Effective	19-Sep-2018
Created	19-Sep-2018			Apportioned Fees	\$0.00
Reported Jurisdictions	3			Base Fees	\$0.00
Registered Groups	1			Net Fees	\$0.00
Vehicles in Application	0				
Pending Validations	0				

Application Status: Created

To complete your application, use the tabs below to enter and/or view your information. Fees are calculated once jurisdiction, vehicle and weight information is entered.

[Click Here to Learn More About the Tabs Below](#)

Application **Fees** **Messages⁰** **Letters¹**

Jurisdictions³ **Vehicles¹** Validations⁰

Vehicles and Weights [Add Weight Group](#) [Hide History](#) [Filter](#)

Group	Group Type	Default Weight	Base Weight	Activity	Messages	Active
TT-105500-002	Truck Tractor	105,500	105,500			<input checked="" type="checkbox"/>

dol.wa.gov | [Contact Us](#) | [About Us](#) | [Survey](#) | [More About TAP](#) | Copyright © 2015

From the **Vehicles** tab, select the **Add Weight Group** tab.

For questions regarding IRP registration, weight requirements, jurisdiction weights, or other questions, visit International Registration Plan, Inc. ([IRP Inc](#)) website. If unable to find answers to your questions on the IRP website, please contact [MCS](#).

***Note:** Weight groups can only be added on original applications and supplements. Weight groups cannot be added to a renewal transaction.*

Weight Groups

Weights Vehicles Group Vehicles

Weight Group Information

Vehicle Type *Required* → Default Weight *Required* Group Number 002 *Required*

Commercial Combination

Set all weights to default weight Set all weights to maximum allowed (below default)

Edit weights

Weights Override Weight Variance Rule Filter

Jurisdiction	Weight
AB - Alberta	0
AL - Alabama	0
AR - Arkansas	0
AZ - Arizona	0
BC - British Columbia	0
CA - California	0
CO - Colorado	0
CT - Connecticut	0
DC - District of Columbia	0
DE - Delaware	0
FL - Florida	0
GA - Georgia	0
IA - Iowa	0
ID - Idaho	0
IL - Illinois	0
IN - Indiana	0
KS - Kansas	0
KY - Kentucky	0
LA - Louisiana	0
MA - Massachusetts	0

Note: Definitions for vehicle type, information regarding a jurisdiction's maximum operating weight, and commercial or combination use can be found at [IRP Inc.](#)

For **Vehicle Type**, from the drop down menu make the appropriate selection:

- Bus (BU)
- Dump Truck (DT)
- Log Truck (LG)
- Road Tractor (RT)
- Tractor (TR)
- Truck (TK)
- Truck Tractor (TT)

*Note: All vehicles added to this weight group must be of the **Vehicle Type** selected.*

IRP

Weight Groups

Weights Vehicles Group Vehicles

Weight Group Information

Vehicle Type
 Commercial **Required** Combination
 Default Weight Group Number
 Group Name

Set all weights to default weight Set all weights to maximum allowed (below default)
 Edit weights

Weights

Jurisdiction	Weight
AB - Alberta	80,000
AL - Alabama	80,000
AR - Arkansas	80,000
AZ - Arizona	80,000
BC - British Columbia	80,000
CA - California	80,000
CO - Colorado	80,000
CT - Connecticut	80,000
DC - District of Columbia	80,000
DE - Delaware	80,000
FL - Florida	80,000
GA - Georgia	80,000
IA - Iowa	80,000
ID - Idaho	80,000
IL - Illinois	80,000
IN - Indiana	80,000
KS - Kansas	80,000
KY - Kentucky	80,000
LA - Louisiana	80,000
MA - Massachusetts	80,000

For **Default Weight**, enter your WA Gross Vehicle Weight (GVW). This is the combined weight of the vehicle, passengers, and cargo.

Select **Commercial** or **Combination**, whichever is applicable.

- **Commercial** – Power units that *do not run* in combination with a trailing unit. (TK, BU, RT, LG)
- **Combination** – Power units that *do run* in combination with a trailing unit. (TR, TT, DT)

Pages 16-18 include examples for jurisdiction weight options. Please review and select the option that best suits your business needs.

IRP

Weight Groups

Weights Vehicles Group Vehicles

Weight Group Information

Vehicle Type: Tractor
Commercial Combination
Default Weight: 105,500
Group Number: 002
Group Name: TR-105500-002

Set all weights to default weight Set all weights to maximum allowed (below default)
 Edit weights

Weights Override Weight Variance Rule Filter

Jurisdiction	Weight
AB - Alberta	105,500
AL - Alabama	105,500
AR - Arkansas	105,500
AZ - Arizona	105,500
BC - British Columbia	105,500
CA - California	105,500
CO - Colorado	105,500
CT - Connecticut	105,500
DC - District of Columbia	105,500
DE - Delaware	105,500
FL - Florida	105,500
GA - Georgia	105,500
IA - Iowa	105,500
ID - Idaho	105,500
IL - Illinois	105,500
IN - Indiana	105,500
KS - Kansas	105,500
KY - Kentucky	105,500
LA - Louisiana	105,500
MA - Massachusetts	105,500

Greater than maximum weight allowance [80,000]

Save Cancel

Set all weights to default weight

All jurisdictions will be set at the weight entered as the WA default weight.

If this option meets your business needs, click on the **Vehicles** tab and **Add/Change Vehicle** hyperlink.

Click on hyperlink to complete process for [adding vehicle](#).

IRP

i
□
✕

Weight Groups

Weights
Vehicles
Group Vehicles

Weight Group Information

Vehicle Type Tractor ▼

Commercial Combination

Default Weight 105,500

Group Name TR-105500-002

Group Number 002

Set all weights to default weight

Set all weights to maximum allowed (below default)

Edit weights

Weights Override Weight Variance Rule Filter

1 of 3* Show Errors 1 - 20 of 59

Jurisdiction	Weight
AB - Alberta	105,500
AL - Alabama	80,000
AR - Arkansas	80,000
AZ - Arizona	80,000
BC - British Columbia	105,500
CA - California	80,000
CO - Colorado	80,000
CT - Connecticut	105,500
DC - District of Columbia	80,000
DE - Delaware	80,000
FL - Florida	80,000
GA - Georgia	80,000
IA - Iowa	105,500
ID - Idaho	105,500
IL - Illinois	80,000
IN - Indiana	80,000
KS - Kansas	85,500
KY - Kentucky	80,000
LA - Louisiana	88,000
MA - Massachusetts	105,500

1 of 3* Show Errors 1 - 20 of 59

Save
Cancel

Set all weights to maximum allowed (below default)

The default weight for each jurisdiction will autofill.

If this option meets your business needs, click on the **Vehicles** tab and **Add/Change Vehicle** hyperlink.

Click on hyperlink to complete process for [adding vehicle](#).

Weight Groups

Weights Vehicles Group Vehicles

Weight Group Information

Vehicle Type: Tractor
 Commercial Combination
 Default Weight: 105,500 Group Number: 002
 Group Name: TR-105500-002

Set all weights to default weight Set all weights to maximum allowed (below default)
 Edit weights

Weights Override Weight Variance Rule Filter

Jurisdiction	Weight
AB - Alberta	105,500
AL - Alabama	80,000
AR - Arkansas	80,000
AZ - Arizona	80,000
BC - British Columbia	105,500
CA - California	80,000
CO - Colorado	80,000
CT - Connecticut	105,500
DC - District of Columbia	80,000
DE - Delaware	80,000
FL - Florida	80,000
GA - Georgia	80,000
IA - Iowa	Greater than maximum weight allowance [129,000]
ID - Idaho	160,000
IL - Illinois	30,000 ✖
IN - Indiana	80,000
KS - Kansas	85,500
KY - Kentucky	80,000
LA - Louisiana	88,000
MA - Massachusetts	105,500

Save Cancel

Edit Weights allows you to adjust the displayed weight shown for each jurisdiction.

When editing weights you may see one of the two following errors:

(1) Greater than maximum weight allowance.

The weight table will display the jurisdiction’s maximum weight allowance or refer to [IRP Inc.](#) Enter an appropriate weight.

(2) Weight is more than 10% heavier than the WA weight.

Adjust weight or click on the **Override Weight Variance** tab. Enter an explanation in the variance comment box if appropriate weight, tab to exit comment box.

If this option meets your business needs, click the **Vehicles** tab and the **Add/Change Vehicle** hyperlink.

Click on hyperlink to complete process for [adding vehicle](#).