



**STATE OF WASHINGTON**  
**DEPARTMENT OF LICENSING**  
*PO Box 9020 • Olympia, Washington 98507-9020*

April 25, 2022

**Washington State Drivers Report for March 2022**

The monthly report provides a summary of Washington drivers' license (WDL) in-migration activity. There was a major driver licensing system change effective September 2018 and the following improvements were made to this report:

- Reporting covers the true calendar month from September 2018 forward. Previously, the month reported was the sum of the weeks through the last Saturday of the month.
- Data cleaning/reclassification may have some impact to the report counts. Caution is advised when comparing the new and old reports.

During the month of March, 15,409 out-of-state drivers obtained a Washington driver license. This is 1,360 more than 14,049 out-of-state drivers who obtained licenses in March of 2021. Licensing office operations have been somewhat limited since around mid-March 2020 in accordance with Governor Inslee's Stay Home Proclamation and licenses for drivers moving into Washington have been under-processed. For the 12 months ending March 2022, 184,618 out-of-state drivers obtained a Washington driver license, an increase over the same period a year ago by 60.3 percent.

The table below depicts WDL migration into Washington State featuring states that have historically been the top five in-migration states. Also depicted in the table below is a 12-month moving sum to provide an annual trend.

	Mar 2022			Year Ending Mar 2022		
	2022	2021	% Change	2022	2021	% Change
<b>Total Drivers In</b>	<b>15,409</b>	<b>14,049</b>	<b>9.7</b>	<b>184,618</b>	<b>115,176</b>	<b>60.3</b>
<b>Weekly Average</b>	<b>3,852</b>	<b>3,512</b>	<b>9.7</b>	<b>3,550</b>	<b>2,215</b>	<b>60.3</b>
<b>California</b>	3,334	3,133	6.4	41,220	26,701	54.4
<b>Oregon</b>	1,799	1,975	-8.9	20,949	14,096	48.6
<b>Texas</b>	906	734	23.4	10,751	6,455	66.6
<b>Arizona</b>	604	617	-2.1	7,660	4,567	67.7
<b>Idaho</b>	597	523	14.1	6,310	4,185	50.8

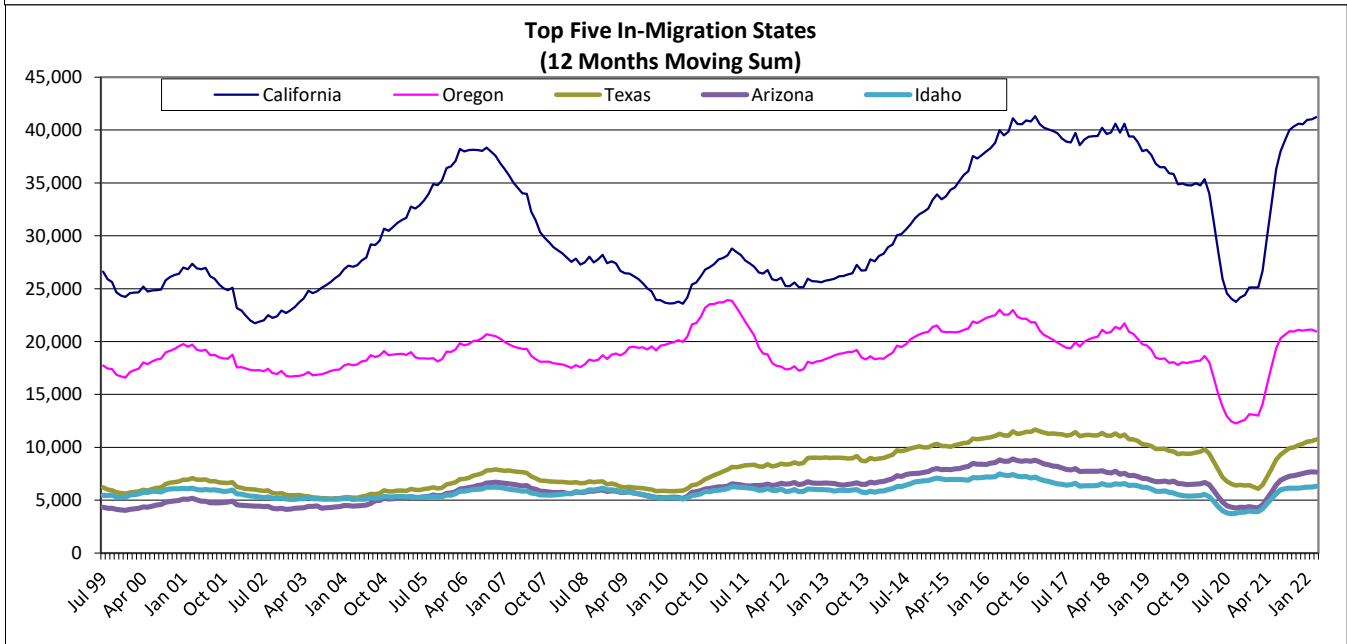
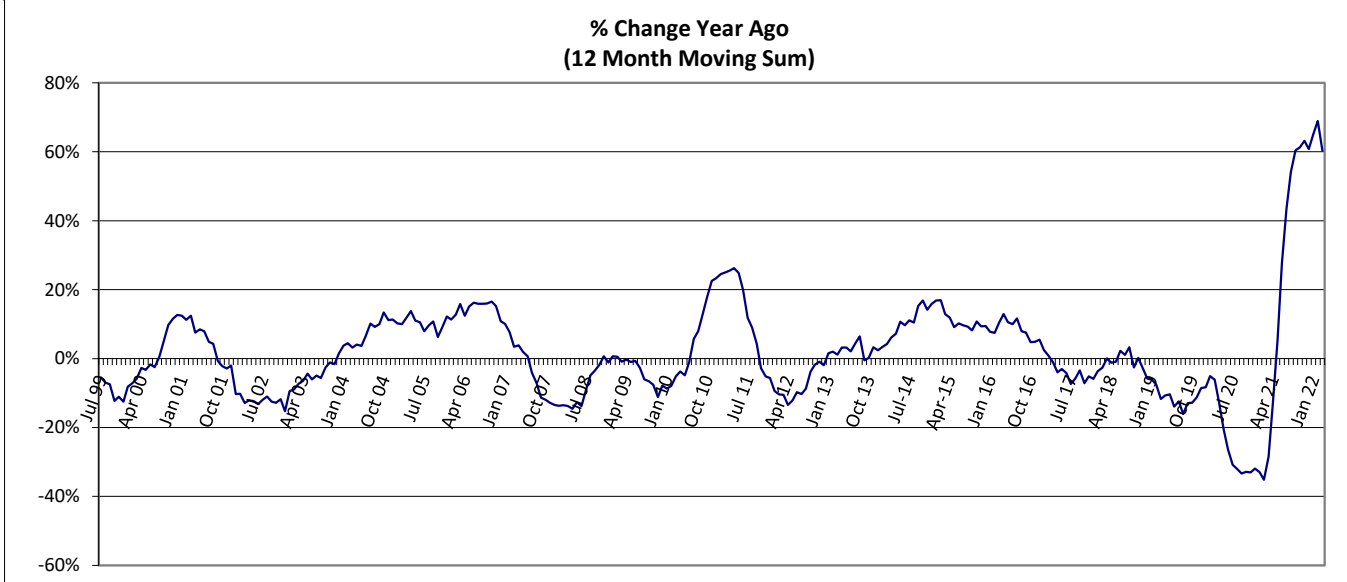
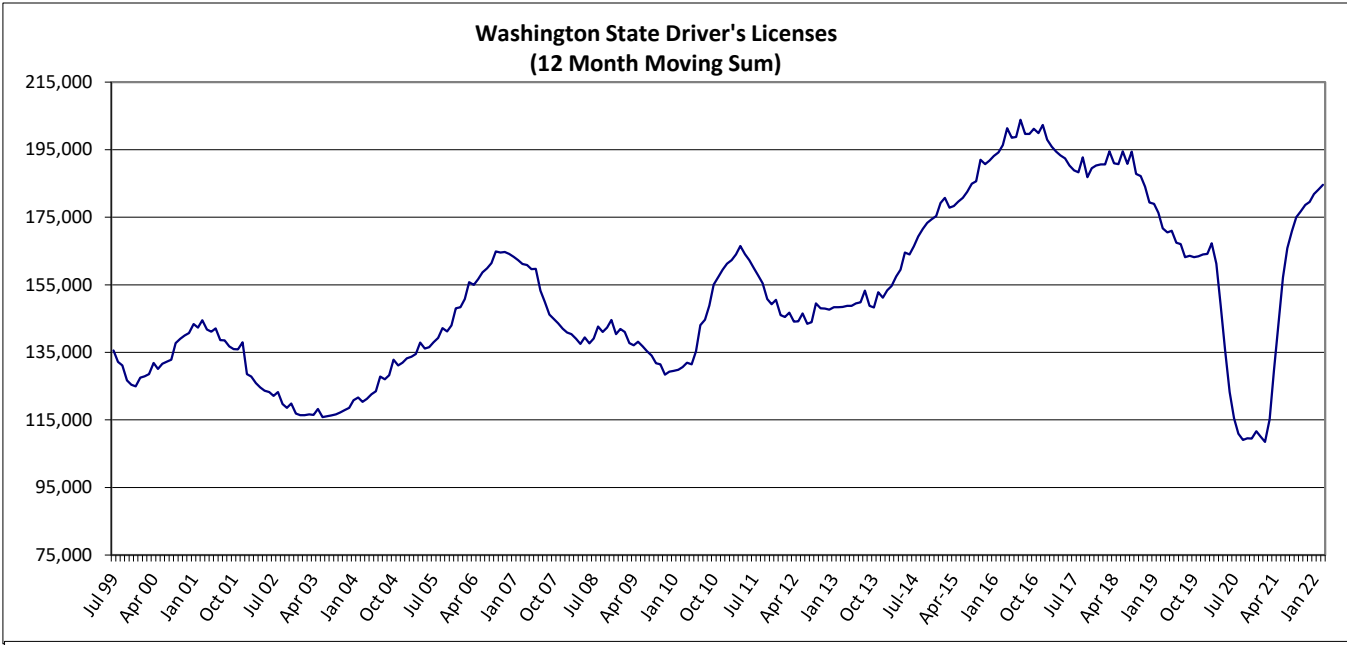
The graphs on page 2 show the 12-month moving sum of drivers moving into Washington, the percent change from a year ago, and the top five in-migration states.

The table on page 3 has the current month driver in-migration by state along with the same month a year ago showing the year-over-year (YOY) change as well as the percent change by state. The monthly detail report of driver migration totals by location moved from and by county moved to begins on page 4.

The WDL Reports are available online at <https://www.dol.wa.gov/about/driversreports.html>.

Alice Vogel, Tax Policy Specialist  
 Department of Licensing  
 Forecasting Office  
 Highways and Licensing Building  
 Olympia, WA 98507- 48018

We are committed to providing equal access to our services.  
 For more information, visit [dol.wa.gov/access](https://dol.wa.gov/access). (TDD/TTY call 711).



## Driver In-Migration By State

**Month: March**

Number of Weeks	4	4		
State	2022	2021	YOY Change	% Change
ALABAMA	94	69	25	36.2%
ALASKA	212	237	(25)	-10.5%
ARIZONA	604	617	(13)	-2.1%
ARKANSAS	58	55	3	5.5%
CALIFORNIA	3,334	3,133	201	6.4%
COLORADO	436	437	(1)	-0.2%
CONNECTICUT	75	46	29	63.0%
DELAWARE	13	16	(3)	-18.8%
FLORIDA	681	550	131	23.8%
GEORGIA	247	232	15	6.5%
HAWAII	269	247	22	8.9%
IDAHO	597	523	74	14.1%
ILLINOIS	301	305	(4)	-1.3%
INDIANA	141	116	25	21.6%
IOWA	78	86	(8)	-9.3%
KANSAS	116	101	15	14.9%
KENTUCKY	73	48	25	52.1%
LOUISIANA	91	73	18	24.7%
MAINE	36	33	3	9.1%
MARYLAND	157	129	28	21.7%
MASSACHUSETTS	202	206	(4)	-1.9%
MICHIGAN	208	167	41	24.6%
MINNESOTA	149	176	(27)	-15.3%
MISSISSIPPI	33	33	0	0.0%
MISSOURI	116	126	(10)	-7.9%
MONTANA	219	206	13	6.3%
NEBRASKA	56	48	8	16.7%
NEVADA	323	315	8	2.5%
NEW HAMPSHIRE	35	42	(7)	-16.7%
NEW JERSEY	163	160	3	1.9%
NEW MEXICO	104	95	9	9.5%
NEW YORK	311	301	10	3.3%
NORTH CAROLINA	199	212	(13)	-6.1%
NORTH DAKOTA	32	56	(24)	-42.9%
OHIO	243	153	90	58.8%
OKLAHOMA	104	86	18	20.9%
OREGON	1,799	1,975	(176)	-8.9%
PENNSYLVANIA	237	174	63	36.2%
RHODE ISLAND	8	13	(5)	-38.5%
SOUTH CAROLINA	98	84	14	16.7%
SOUTH DAKOTA	26	43	(17)	-39.5%
TENNESSEE	130	98	32	32.7%
TEXAS	906	734	172	23.4%
UTAH	280	242	38	15.7%
VERMONT	20	9	11	122.2%
VIRGINIA	246	219	27	12.3%
WASHINGTON	0	0	0	0.0%
WEST VIRGINIA	18	12	6	50.0%
WISCONSIN	140	146	(6)	-4.1%
WYOMING	60	44	16	36.4%
WASH. DC	28	35	(7)	-20.0%
OUTSIDE U.S.	1,303	786	517	65.8%
<b>TOTAL</b>	<b>15,409</b>	<b>14,049</b>	<b>1,360</b>	<b>9.7%</b>

### March 2022 Totals by Location Moved From, and By County Moved To

FROM / TO	TOTAL	GRAYS																			
		ADAMS	ASOTIN	BENTON	CHELAN	CLALLAM	CLARK	COLUMBIA	COWLITZ	DOUGLAS	FERRY	FRANKLIN	GARFIELD	GRANT	HARBOR	ISLAND	JEFFERSON	KING	KITSAP	KITTITAS	KLCKITAT
ALABAMA	94	0	0	1	1	0	3	0	0	0	0	1	0	1	0	0	32	3	0	0	
ALASKA	212	0	2	6	1	5	15	0	5	1	0	1	0	0	2	0	1	47	11	0	1
ARIZONA	604	1	2	7	7	8	45	0	8	4	0	3	0	4	5	8	6	179	17	5	1
ARKANSAS	58	0	0	2	1	0	3	0	0	0	0	1	0	1	0	0	21	2	0	0	
CALIFORNIA	3334	4	4	53	7	42	288	0	26	6	1	14	0	24	25	61	25	1390	176	8	6
COLORADO	436	0	0	16	4	4	28	0	4	1	0	2	0	4	3	8	2	137	21	2	0
CONNECTICUT	75	0	0	0	1	0	5	0	0	0	1	0	0	0	0	0	32	11	0	0	
DELAWARE	13	0	0	0	0	1	2	0	0	0	0	0	0	0	0	0	5	0	0	0	
FLORIDA	681	0	0	13	4	10	39	0	2	5	0	5	0	2	5	19	2	287	41	1	4
GEORGIA	247	0	0	4	0	2	6	0	4	0	0	3	0	1	1	5	0	110	10	1	1
HAWAII	269	0	0	1	1	0	18	0	1	2	1	0	0	0	4	9	1	93	18	0	3
IDAHO	597	2	45	22	2	11	33	0	9	2	1	7	3	5	10	7	7	59	12	0	0
ILLINOIS	301	0	0	6	2	1	12	0	1	0	0	0	0	1	2	4	3	171	10	1	3
INDIANA	141	1	0	3	2	2	6	0	0	0	0	1	0	1	0	5	0	54	1	1	1
IOWA	78	0	0	0	1	0	5	0	0	0	0	0	0	0	0	0	36	1	0	0	
KANSAS	116	0	0	2	0	1	4	0	2	1	0	2	0	3	1	4	1	39	4	0	0
KENTUCKY	73	0	0	1	0	3	2	0	1	0	0	0	0	0	0	1	0	23	3	0	1
LOUISIANA	91	0	0	2	0	0	3	0	1	0	0	2	0	0	2	3	0	28	4	0	0
MAINE	36	0	0	0	1	1	2	0	0	0	0	0	0	0	0	1	1	12	1	0	0
MARYLAND	157	0	0	1	1	0	8	0	0	0	0	0	0	0	1	4	2	84	6	3	2
MASSACHUSETTS	202	0	0	2	0	2	4	0	0	0	0	0	0	0	0	1	0	131	2	1	2
MICHIGAN	208	0	0	3	2	0	9	0	1	1	0	0	0	0	0	2	0	104	10	0	0
MINNESOTA	149	0	0	1	0	3	9	0	1	1	0	2	1	0	1	1	2	68	12	0	2
MISSISSIPPI	33	0	0	1	1	0	1	0	1	0	0	1	0	0	0	0	0	12	0	0	0
MISSOURI	116	0	0	2	0	1	6	0	1	1	0	1	0	0	2	1	0	42	6	0	0
MONTANA	219	0	0	7	3	2	11	0	3	0	0	1	1	2	2	1	1	36	7	3	2
NEBRASKA	56	0	0	1	0	0	6	0	0	0	0	0	0	1	0	0	0	13	1	0	0
NEVADA	323	1	3	11	3	5	24	0	3	0	2	1	0	2	10	4	2	105	11	1	1
NEW HAMPSHIRE	35	0	0	0	0	2	3	0	0	0	0	0	0	0	0	0	0	14	2	0	0
NEW JERSEY	163	0	0	1	0	0	4	0	0	0	0	0	0	0	0	2	0	99	7	1	0
NEW MEXICO	104	0	0	2	0	1	6	0	3	0	0	0	0	1	0	2	0	30	1	0	0
NEW YORK	311	0	0	5	2	1	12	0	1	0	0	0	0	2	0	4	0	185	11	1	0
NORTH CAROLINA	199	1	0	2	0	0	12	0	1	2	0	0	0	0	0	4	1	73	11	0	1
NORTH DAKOTA	32	0	0	1	0	1	3	0	1	1	2	0	0	0	0	0	0	9	0	0	0
OHIO	243	0	0	4	0	3	11	0	0	0	0	0	0	2	3	5	0	120	7	2	0
OKLAHOMA	104	1	0	3	1	1	7	0	1	0	1	2	0	0	0	3	0	28	2	1	2
OREGON	1799	1	5	70	11	9	658	1	92	2	1	11	1	9	18	17	15	242	37	20	29
PENNSYLVANIA	237	0	1	3	0	1	18	0	2	0	0	0	0	0	0	5	0	117	8	2	1
RHODE ISLAND	8	0	0	0	0	0	1	0	2	0	0	0	0	0	0	0	0	1	0	0	0
SOUTH CAROLINA	98	0	0	4	1	1	2	0	0	1	0	0	0	0	0	1	1	28	12	0	0
SOUTH DAKOTA	26	0	0	1	0	0	2	0	1	0	0	0	0	1	0	0	0	3	2	0	0
TENNESSEE	130	0	0	2	2	1	11	0	0	0	0	1	0	1	0	0	0	38	4	2	0
TEXAS	906	2	2	17	3	5	44	0	6	1	2	14	0	6	3	11	3	399	27	3	0
UTAH	280	0	1	9	0	1	17	0	1	1	0	1	0	1	3	5	3	92	16	2	0
VERMONT	20	0	1	0	0	0	1	0	0	0	0	0	0	0	0	0	1	8	1	0	0
VIRGINIA	246	0	0	5	1	1	7	0	0	0	0	0	0	3	1	9	0	105	22	0	0
WASHINGTON	0	0	0	0	0	0	0	0	0	0	0	0	0	0	0	0	0	0	0	0	0
WEST VIRGINIA	18	0	0	1	0	1	0	0	1	0	0	0	0	0	0	0	1	4	0	0	0
WISCONSIN	140	0	0	2	0	3	10	0	0	1	0	1	0	0	0	1	1	70	2	0	0
WYOMING	60	1	0	3	2	1	5	0	1	0	0	0	0	0	0	2	0	9	5	1	0
DISTRICT OF COLUMBIA	28	0	0	0	0	0	2	0	0	0	0	0	0	0	0	0	0	20	0	0	0
AFGHANISTAN	1	0	0	0	0	0	0	0	0	0	0	0	0	0	0	0	0	1	0	0	0
ÅLAND ISLANDS	0	0	0	0	0	0	0	0	0	0	0	0	0	0	0	0	0	0	0	0	0
ALBANIA	0	0	0	0	0	0	0	0	0	0	0	0	0	0	0	0	0	0	0	0	0
ALGERIA	0	0	0	0	0	0	0	0	0	0	0	0	0	0	0	0	0	0	0	0	0
AMERICAN SAMOA	35	0	0	0	0	0	0	0	0	0	0	0	0	0	0	0	0	12	1	0	0
ANDORRA	0	0	0	0	0	0	0	0	0	0	0	0	0	0	0	0	0	0	0	0	0

### March 2022 Totals by Location Moved From, and By County Moved To

FROM / TO	TOTAL	GRAYS																			
		ADAMS	ASOTIN	BENTON	CHELAN	CLALLAM	CLARK	COLUMBIA	COWLITZ	DOUGLAS	FERRY	FRANKLIN	GARFIELD	GRANT	HARBOR	ISLAND	JEFFERSON	KING	KITSAP	KITTITAS	KLCKITAT
ANGOLA	2	0	0	0	0	0	0	0	0	0	0	0	0	0	0	0	0	2	0	0	0
ANGUILLA	0	0	0	0	0	0	0	0	0	0	0	0	0	0	0	0	0	0	0	0	0
ANTARCTICA	0	0	0	0	0	0	0	0	0	0	0	0	0	0	0	0	0	0	0	0	0
ANTIGUA-BARBUDA	0	0	0	0	0	0	0	0	0	0	0	0	0	0	0	0	0	0	0	0	0
ARGENTINA	3	0	0	0	0	0	0	0	0	0	0	0	0	0	0	0	0	2	0	0	0
ARMENIA	0	0	0	0	0	0	0	0	0	0	0	0	0	0	0	0	0	0	0	0	0
ARUBA	0	0	0	0	0	0	0	0	0	0	0	0	0	0	0	0	0	0	0	0	0
AUSTRALIA	10	0	0	0	0	0	0	0	0	0	0	0	0	0	0	0	0	9	0	0	0
AUSTRIA	0	0	0	0	0	0	0	0	0	0	0	0	0	0	0	0	0	0	0	0	0
AZERBAIJAN	0	0	0	0	0	0	0	0	0	0	0	0	0	0	0	0	0	0	0	0	0
BAHAMAS	0	0	0	0	0	0	0	0	0	0	0	0	0	0	0	0	0	0	0	0	0
BAHRAIN	0	0	0	0	0	0	0	0	0	0	0	0	0	0	0	0	0	0	0	0	0
BANGLADESH	0	0	0	0	0	0	0	0	0	0	0	0	0	0	0	0	0	0	0	0	0
BARBADOS	0	0	0	0	0	0	0	0	0	0	0	0	0	0	0	0	0	0	0	0	0
BELARUS	3	0	0	0	0	0	1	0	0	0	0	0	0	0	0	0	0	0	0	0	0
BELGIUM	0	0	0	0	0	0	0	0	0	0	0	0	0	0	0	0	0	0	0	0	0
BELIZE	1	0	0	0	0	0	0	0	0	0	0	0	0	0	0	0	0	0	0	0	0
BENIN	0	0	0	0	0	0	0	0	0	0	0	0	0	0	0	0	0	0	0	0	0
BERMUDA	0	0	0	0	0	0	0	0	0	0	0	0	0	0	0	0	0	0	0	0	0
BHUTAN	0	0	0	0	0	0	0	0	0	0	0	0	0	0	0	0	0	0	0	0	0
BOLIVIA	0	0	0	0	0	0	0	0	0	0	0	0	0	0	0	0	0	0	0	0	0
BONAIRE, SINT EUSTATIUS	0	0	0	0	0	0	0	0	0	0	0	0	0	0	0	0	0	0	0	0	0
BOSNIA AND HERZEGOVIN.	0	0	0	0	0	0	0	0	0	0	0	0	0	0	0	0	0	0	0	0	0
BOTSWANA	0	0	0	0	0	0	0	0	0	0	0	0	0	0	0	0	0	0	0	0	0
BOUVET ISLAND	0	0	0	0	0	0	0	0	0	0	0	0	0	0	0	0	0	0	0	0	0
BRAZIL	52	0	0	0	0	0	2	0	0	0	0	0	0	0	0	0	0	34	0	0	0
BRITISH INDIAN OCEAN TEI	0	0	0	0	0	0	0	0	0	0	0	0	0	0	0	0	0	0	0	0	0
BRUNEI DARUSSALAM	0	0	0	0	0	0	0	0	0	0	0	0	0	0	0	0	0	0	0	0	0
BULGARIA	1	0	0	0	0	0	0	0	0	0	0	0	0	0	0	0	0	0	0	0	0
BURKINA FASO	0	0	0	0	0	0	0	0	0	0	0	0	0	0	0	0	0	0	0	0	0
BURUNDI	0	0	0	0	0	0	0	0	0	0	0	0	0	0	0	0	0	0	0	0	0
CAMBODIA	1	0	0	0	0	0	1	0	0	0	0	0	0	0	0	0	0	0	0	0	0
CAMEROON	0	0	0	0	0	0	0	0	0	0	0	0	0	0	0	0	0	0	0	0	0
CANADA	174	0	0	0	0	2	1	0	0	0	0	1	0	1	0	3	0	103	2	1	0
CAPE VERDE	0	0	0	0	0	0	0	0	0	0	0	0	0	0	0	0	0	0	0	0	0
CAYMAN ISLANDS	0	0	0	0	0	0	0	0	0	0	0	0	0	0	0	0	0	0	0	0	0
CENTRAL AFRICAN REPUB	0	0	0	0	0	0	0	0	0	0	0	0	0	0	0	0	0	0	0	0	0
CHAD	0	0	0	0	0	0	0	0	0	0	0	0	0	0	0	0	0	0	0	0	0
CHILE	5	0	0	0	0	0	0	0	0	0	0	0	0	1	0	0	0	3	0	0	0
CHINA	31	0	0	0	0	0	0	0	1	0	0	0	0	0	0	0	0	26	0	0	0
CHRISTMAS ISLAND	0	0	0	0	0	0	0	0	0	0	0	0	0	0	0	0	0	0	0	0	0
COCOS (KEELING) ISLAND	0	0	0	0	0	0	0	0	0	0	0	0	0	0	0	0	0	0	0	0	0
COLOMBIA	24	0	0	2	1	0	0	0	0	0	0	0	0	1	0	0	0	13	0	0	0
COMOROS	0	0	0	0	0	0	0	0	0	0	0	0	0	0	0	0	0	0	0	0	0
CONGO	0	0	0	0	0	0	0	0	0	0	0	0	0	0	0	0	0	0	0	0	0
CONGO,THE DEMOCRATIC	2	0	0	0	0	0	0	0	0	0	0	0	0	0	0	0	0	0	0	0	0
COOK ISLANDS	0	0	0	0	0	0	0	0	0	0	0	0	0	0	0	0	0	0	0	0	0
COSTA RICA	1	0	0	0	0	0	0	0	0	0	0	0	0	0	0	0	0	0	0	0	0
CÔTE D'IVOIRE	0	0	0	0	0	0	0	0	0	0	0	0	0	0	0	0	0	0	0	0	0
CROATIA	1	0	0	0	0	0	0	0	0	0	0	0	0	0	0	0	0	0	0	0	0
CUBA	4	0	0	1	0	0	0	0	0	0	0	0	0	0	0	0	0	2	0	0	0
CURAÇAO	0	0	0	0	0	0	0	0	0	0	0	0	0	0	0	0	0	0	0	0	0
CYPRUS	2	0	0	0	0	0	0	0	0	0	0	0	0	0	0	0	0	2	0	0	0
CZECH REPUBLIC	0	0	0	0	0	0	0	0	0	0	0	0	0	0	0	0	0	0	0	0	0
DENMARK	2	0	0	0	0	0	0	0	0	0	0	0	0	0	0	0	0	1	0	0	0
DJIBOUTI	0	0	0	0	0	0	0	0	0	0	0	0	0	0	0	0	0	0	0	0	0
DOMINICA	0	0	0	0	0	0	0	0	0	0	0	0	0	0	0	0	0	0	0	0	0
DOMINICAN REPUBLIC	0	0	0	0	0	0	0	0	0	0	0	0	0	0	0	0	0	0	0	0	0
ECUADOR	10	0	0	1	0	0	1	0	0	0	0	0	0	0	0	0	0	7	0	0	0
EGYPT	0	0	0	0	0	0	0	0	0	0	0	0	0	0	0	0	0	0	0	0	0
EL SALVADOR	16	0	0	0	0	0	2	0	0	0	0	1	0	0	2	0	0	4	1	0	0

March 2022 Totals by Location Moved From, and By County Moved To

FROM / TO	TOTAL	ADAMS	ASOTIN	BENTON	CHELAN	CLALLAM	CLARK	COLUMBIA	COWLITZ	DOUGLAS	FERRY	FRANKLIN	GARFIELD	GRANT	GRAYS HARBOR	ISLAND	JEFFERSON	KING	KITSAP	KITTITAS	KLCKITAT
ENGLAND	2	0	0	0	0	0	0	0	0	0	0	0	0	0	1	0	0	0	0	0	0
EQUATORIAL GUINEA	0	0	0	0	0	0	0	0	0	0	0	0	0	0	0	0	0	0	0	0	0
ERITREA	6	0	0	0	0	0	0	0	0	0	0	0	0	0	0	0	0	4	0	0	0
ESTONIA	0	0	0	0	0	0	0	0	0	0	0	0	0	0	0	0	0	0	0	0	0
ETHIOPIA	2	0	0	0	0	0	0	0	0	0	0	0	0	0	0	0	0	1	0	0	0
FALKLAND ISLANDS (MALV	0	0	0	0	0	0	0	0	0	0	0	0	0	0	0	0	0	0	0	0	0
FAROE ISLANDS	0	0	0	0	0	0	0	0	0	0	0	0	0	0	0	0	0	0	0	0	0
FEDERATED STATES OF MI	5	0	0	0	0	0	2	0	0	0	0	0	0	0	0	0	0	1	0	0	0
FIJI	1	0	0	0	0	0	0	0	1	0	0	0	0	0	0	0	0	0	0	0	0
FINLAND	1	0	0	0	0	0	0	0	0	0	0	0	0	0	0	0	0	1	0	0	0
FRANCE	2	0	0	0	0	0	0	0	0	0	0	0	0	0	0	0	0	2	0	0	0
FRENCH GUIANA	0	0	0	0	0	0	0	0	0	0	0	0	0	0	0	0	0	0	0	0	0
FRENCH POLYNESIA	0	0	0	0	0	0	0	0	0	0	0	0	0	0	0	0	0	0	0	0	0
FRENCH SOUTHERN TERRI	0	0	0	0	0	0	0	0	0	0	0	0	0	0	0	0	0	0	0	0	0
GABON	0	0	0	0	0	0	0	0	0	0	0	0	0	0	0	0	0	0	0	0	0
GAMBIA	0	0	0	0	0	0	0	0	0	0	0	0	0	0	0	0	0	0	0	0	0
GEORGIA (Country)	0	0	0	0	0	0	0	0	0	0	0	0	0	0	0	0	0	0	0	0	0
GERMANY	32	0	0	0	0	0	0	0	0	0	0	1	0	0	0	0	0	19	0	0	0
GHANA	2	0	0	0	0	0	0	0	0	0	0	0	0	0	0	0	0	2	0	0	0
GIBRALTAR	0	0	0	0	0	0	0	0	0	0	0	0	0	0	0	0	0	0	0	0	0
GREECE	0	0	0	0	0	0	0	0	0	0	0	0	0	0	0	0	0	0	0	0	0
GREENLAND	0	0	0	0	0	0	0	0	0	0	0	0	0	0	0	0	0	0	0	0	0
GRENADA	0	0	0	0	0	0	0	0	0	0	0	0	0	0	0	0	0	0	0	0	0
GUADELOUPE	0	0	0	0	0	0	0	0	0	0	0	0	0	0	0	0	0	0	0	0	0
GUAM	45	0	0	0	0	0	6	0	1	0	0	0	0	0	0	3	0	15	3	0	0
GUATEMALA	14	0	0	1	0	0	0	0	0	0	0	0	0	0	0	0	0	4	1	2	0
GUERNSEY	0	0	0	0	0	0	0	0	0	0	0	0	0	0	0	0	0	0	0	0	0
GUINEA	0	0	0	0	0	0	0	0	0	0	0	0	0	0	0	0	0	0	0	0	0
GUINEA-BISSAU	0	0	0	0	0	0	0	0	0	0	0	0	0	0	0	0	0	0	0	0	0
GUYANA	0	0	0	0	0	0	0	0	0	0	0	0	0	0	0	0	0	0	0	0	0
HAITI	0	0	0	0	0	0	0	0	0	0	0	0	0	0	0	0	0	0	0	0	0
HEARD ISLAND-MCDONALD	0	0	0	0	0	0	0	0	0	0	0	0	0	0	0	0	0	0	0	0	0
HOLY SEE (VATICAN CITY	0	0	0	0	0	0	0	0	0	0	0	0	0	0	0	0	0	0	0	0	0
HONDURAS	17	0	0	1	0	0	2	0	0	1	0	1	0	0	0	0	0	7	0	0	0
HONG KONG	0	0	0	0	0	0	0	0	0	0	0	0	0	0	0	0	0	0	0	0	0
HUNGARY	1	0	0	0	0	0	0	0	0	0	0	0	0	0	0	0	0	0	0	0	0
ICELAND	0	0	0	0	0	0	0	0	0	0	0	0	0	0	0	0	0	0	0	0	0
INDIA	64	0	0	0	0	0	0	0	0	0	0	0	0	0	0	0	0	47	0	0	0
INDONESIA	4	0	0	0	0	0	0	0	0	0	0	0	0	0	0	0	0	1	0	0	0
IRAN	1	0	0	0	0	0	0	0	0	0	0	0	0	0	0	0	0	1	0	0	0
IRAQ	0	0	0	0	0	0	0	0	0	0	0	0	0	0	0	0	0	0	0	0	0
IRELAND	3	0	0	0	0	0	0	0	0	0	0	0	0	0	0	0	0	2	0	0	0
ISLE OF MAN	0	0	0	0	0	0	0	0	0	0	0	0	0	0	0	0	0	0	0	0	0
ISRAEL	5	0	0	0	0	0	0	0	0	0	0	0	0	0	0	0	0	4	0	0	0
ITALY	8	0	0	0	0	0	0	0	0	0	0	0	0	0	0	0	0	7	0	0	0
JAMAICA	11	0	0	0	0	0	0	0	0	0	0	0	0	0	0	0	0	8	0	0	0
JAPAN	59	0	0	0	0	0	1	0	1	0	0	0	0	0	0	1	0	39	2	2	0
JERSEY	0	0	0	0	0	0	0	0	0	0	0	0	0	0	0	0	0	0	0	0	0
JORDAN	2	0	0	0	0	0	0	0	0	0	0	0	0	0	0	0	0	1	0	0	0
KAZAKHSTAN	4	0	0	0	0	0	0	0	0	0	0	0	0	0	0	0	0	2	0	0	0
KENYA	15	0	1	0	0	0	0	0	0	0	0	0	0	0	0	0	0	3	1	0	0
KIRIBATI	0	0	0	0	0	0	0	0	0	0	0	0	0	0	0	0	0	0	0	0	0
KUWAIT	0	0	0	0	0	0	0	0	0	0	0	0	0	0	0	0	0	0	0	0	0
KYRGYZSTAN	5	0	0	0	0	0	0	0	0	0	0	0	0	0	0	0	0	4	0	0	0
LAOS	0	0	0	0	0	0	0	0	0	0	0	0	0	0	0	0	0	0	0	0	0
LATVIA	0	0	0	0	0	0	0	0	0	0	0	0	0	0	0	0	0	0	0	0	0
LEBANON	0	0	0	0	0	0	0	0	0	0	0	0	0	0	0	0	0	0	0	0	0
LESOTHO	0	0	0	0	0	0	0	0	0	0	0	0	0	0	0	0	0	0	0	0	0
LIBERIA	0	0	0	0	0	0	0	0	0	0	0	0	0	0	0	0	0	0	0	0	0
LIBYA	0	0	0	0	0	0	0	0	0	0	0	0	0	0	0	0	0	0	0	0	0
LIECHTENSTEIN	0	0	0	0	0	0	0	0	0	0	0	0	0	0	0	0	0	0	0	0	0
LITHUANIA	2	0	0	0	0	0	0	0	0	0	0	0	0	0	0	0	0	2	0	0	0
LUXEMBOURG	0	0	0	0	0	0	0	0	0	0	0	0	0	0	0	0	0	0	0	0	0
MACAU	0	0	0	0	0	0	0	0	0	0	0	0	0	0	0	0	0	0	0	0	0
MACEDONIA	1	0	0	0	0	0	0	0	0	0	0	0	0	0	0	0	0	0	0	0	0
MADAGASCAR	0	0	0	0	0	0	0	0	0	0	0	0	0	0	0	0	0	0	0	0	0
MALAWI	3	0	0	0	0	0	0	0	0	0	0	0	0	0	0	0	0	1	0	0	0

### March 2022 Totals by Location Moved From, and By County Moved To

FROM / TO	TOTAL	GRAYS																		
		ADAMS	ASOTIN	BENTON	CHELAN	CLALLAM	CLARK	COLUMBIA	COWLITZ	DOUGLAS	FERRY	FRANKLIN	GARFIELD	GRANT	HARBOR	ISLAND	JEFFERSON	KING	KITSAP	KITTITAS
MALAYSIA	0	0	0	0	0	0	0	0	0	0	0	0	0	0	0	0	0	0	0	0
MALDIVES	0	0	0	0	0	0	0	0	0	0	0	0	0	0	0	0	0	0	0	0
MALI	0	0	0	0	0	0	0	0	0	0	0	0	0	0	0	0	0	0	0	0
MALTA	0	0	0	0	0	0	0	0	0	0	0	0	0	0	0	0	0	0	0	0
MARSHALL ISLANDS	6	0	0	0	0	0	0	0	0	0	0	0	0	0	0	0	0	2	0	0
MARTINIQUE	0	0	0	0	0	0	0	0	0	0	0	0	0	0	0	0	0	0	0	0
MAURITANIA	0	0	0	0	0	0	0	0	0	0	0	0	0	0	0	0	0	0	0	0
MAURITIUS	0	0	0	0	0	0	0	0	0	0	0	0	0	0	0	0	0	0	0	0
MAYOTTE ISLAND	0	0	0	0	0	0	0	0	0	0	0	0	0	0	0	0	0	0	0	0
MEXICO	178	2	5	6	6	14	1	0	0	13	8	1	1	0	45	0	0	0	1	0
MONACO	0	0	0	0	0	0	0	0	0	0	0	0	0	0	0	0	0	0	0	0
MONGOLIA	1	0	0	0	0	0	0	0	0	0	0	0	0	0	0	0	0	1	0	0
MONTENEGRO	9	0	0	0	0	0	0	0	0	0	0	0	0	0	0	0	0	7	0	0
MONTSERRAT	0	0	0	0	0	0	0	0	0	0	0	0	0	0	0	0	0	0	0	0
MOROCCO	0	0	0	0	0	0	0	0	0	0	0	0	0	0	0	0	0	0	0	0
MOZAMBIQUE	0	0	0	0	0	0	0	0	0	0	0	0	0	0	0	0	0	0	0	0
MYANMAR	0	0	0	0	0	0	0	0	0	0	0	0	0	0	0	0	0	0	0	0
NAMIBIA	0	0	0	0	0	0	0	0	0	0	0	0	0	0	0	0	0	0	0	0
NAURU	0	0	0	0	0	0	0	0	0	0	0	0	0	0	0	0	0	0	0	0
NEPAL	1	0	0	0	0	0	0	0	0	0	0	0	0	0	0	0	0	0	0	0
NETHERLANDS	1	0	0	0	0	0	0	0	0	0	0	0	0	0	0	0	0	1	0	0
NEW CALEDONIA	0	0	0	0	0	0	0	0	0	0	0	0	0	0	0	0	0	0	0	0
NEW ZEALAND	3	0	0	0	0	0	0	0	0	0	0	0	0	0	0	0	0	2	0	0
NICARAGUA	18	0	0	0	0	0	0	0	0	0	1	0	0	0	0	0	10	0	0	0
NIGER	0	0	0	0	0	0	0	0	0	0	0	0	0	0	0	0	0	0	0	0
NIGERIA	2	0	0	0	0	0	0	0	0	0	0	0	0	0	0	0	0	0	0	0
NIUE	0	0	0	0	0	0	0	0	0	0	0	0	0	0	0	0	0	0	0	0
NORFOLK ISLAND	0	0	0	0	0	0	0	0	0	0	0	0	0	0	0	0	0	0	0	0
NORTH KOREA	0	0	0	0	0	0	0	0	0	0	0	0	0	0	0	0	0	0	0	0
NORTHERN IRELAND	0	0	0	0	0	0	0	0	0	0	0	0	0	0	0	0	0	0	0	0
NORTHERN MARIANA ISLAI	11	0	0	0	0	0	0	0	0	0	0	0	0	0	0	0	0	1	2	0
NORWAY	1	0	0	0	0	0	0	0	0	0	0	0	0	0	0	0	0	1	0	0
OCCUPIED PALESTINIAN TI	1	0	0	0	0	0	0	0	0	0	0	0	0	0	0	0	0	1	0	0
OMAN	0	0	0	0	0	0	0	0	0	0	0	0	0	0	0	0	0	0	0	0
PAKISTAN	2	0	0	0	0	0	0	0	0	0	0	0	0	0	0	0	0	1	0	0
PALAU	1	0	0	0	0	0	0	0	0	0	0	0	0	0	0	0	0	0	0	0
PANAMA	1	0	0	0	0	0	0	0	0	0	0	0	0	0	1	0	0	0	0	0
PAPUA NEW GUINEA	1	0	0	0	0	0	0	0	0	0	0	0	0	0	0	0	0	0	0	0
PARAGUAY	0	0	0	0	0	0	0	0	0	0	0	0	0	0	0	0	0	0	0	0
PERU	2	0	0	0	0	0	0	0	0	0	0	0	0	0	0	0	0	0	0	0
PHILIPPINES	4	0	0	0	0	0	0	0	0	0	0	0	1	0	0	0	0	1	0	0
PITCAIRN	0	0	0	0	0	0	0	0	0	0	0	0	0	0	0	0	0	0	0	0
POLAND	1	0	0	0	0	0	0	0	0	0	0	0	0	0	0	0	0	1	0	0
PORTUGAL	1	0	0	0	0	0	0	0	0	0	0	0	0	0	0	0	0	1	0	0
PUERTO RICO	18	0	0	0	0	0	0	0	0	0	0	0	0	0	0	0	0	7	2	0
QATAR	0	0	0	0	0	0	0	0	0	0	0	0	0	0	0	0	0	0	0	0
REPUBLIC OF KOSOVO	0	0	0	0	0	0	0	0	0	0	0	0	0	0	0	0	0	0	0	0
REPUBLIC OF MOLDOVA	7	0	0	1	0	0	0	0	0	0	0	0	0	0	0	0	0	4	0	0
REUNION ISLAND	0	0	0	0	0	0	0	0	0	0	0	0	0	0	0	0	0	0	0	0
ROMANIA	34	0	0	0	0	5	0	0	0	0	0	0	0	1	0	0	13	0	0	0
RUSSIA	33	0	0	0	0	6	0	0	0	0	2	0	0	0	0	0	19	0	0	0
RWANDA	0	0	0	0	0	0	0	0	0	0	0	0	0	0	0	0	0	0	0	0
SAMOA	0	0	0	0	0	0	0	0	0	0	0	0	0	0	0	0	0	0	0	0
SAN MARINO	0	0	0	0	0	0	0	0	0	0	0	0	0	0	0	0	0	0	0	0
SAO TOME AND PRINCIPE	0	0	0	0	0	0	0	0	0	0	0	0	0	0	0	0	0	0	0	0
SAUDI ARABIA	1	0	0	0	0	0	0	0	0	0	0	0	0	0	0	0	0	1	0	0
SCOTLAND	0	0	0	0	0	0	0	0	0	0	0	0	0	0	0	0	0	0	0	0
SENEGAL	0	0	0	0	0	0	0	0	0	0	0	0	0	0	0	0	0	0	0	0
SERBIA	8	0	0	0	0	0	0	0	0	0	0	0	0	0	0	0	0	3	0	0
SEYCHELLES	0	0	0	0	0	0	0	0	0	0	0	0	0	0	0	0	0	0	0	0
SIERRA LEONE	0	0	0	0	0	0	0	0	0	0	0	0	0	0	0	0	0	0	0	0
SINGAPORE	3	0	0	0	0	0	0	0	0	0	0	0	0	0	0	0	0	3	0	0
SINT MAARTEN	0	0	0	0	0	0	0	0	0	0	0	0	0	0	0	0	0	0	0	0
SLOVAKIA	0	0	0	0	0	0	0	0	0	0	0	0	0	0	0	0	0	0	0	0
SLOVENIA	0	0	0	0	0	0	0	0	0	0	0	0	0	0	0	0	0	0	0	0
SOLOMON ISLANDS	0	0	0	0	0	0	0	0	0	0	0	0	0	0	0	0	0	0	0	0
SOMALIA	1	0	0	0	0	0	0	0	0	0	0	0	0	0	0	0	0	1	0	0

March 2022 Totals by Location Moved From, and By County Moved To

FROM / TO	TOTAL	ADAMS	ASOTIN	BENTON	CHELAN	CLALLAM	CLARK	COLUMBIA	COWLITZ	DOUGLAS	FERRY	FRANKLIN	GARFIELD	GRANT	GRAYS HARBOR	ISLAND	JEFFERSON	KING	KITSAP	KITTITAS	KLCKITAT
SOUTH AFRICA	5	0	0	0	0	0	0	0	0	0	0	0	0	0	0	0	0	4	1	0	0
SOUTH GEORGIA-SANDWIC	0	0	0	0	0	0	0	0	0	0	0	0	0	0	0	0	0	0	0	0	0
SOUTH KOREA	82	0	0	0	0	0	1	0	0	0	0	0	0	0	0	0	0	60	0	0	0
SOUTH SUDAN	1	0	0	0	0	0	0	0	0	0	0	0	0	0	0	0	0	1	0	0	0
SPAIN	2	0	0	0	0	0	0	0	0	0	0	0	0	0	0	0	0	1	0	0	0
SRI LANKA	2	0	0	0	0	0	0	0	0	0	0	0	0	0	0	0	0	0	0	0	0
ST. BARTHÉLEMY	0	0	0	0	0	0	0	0	0	0	0	0	0	0	0	0	0	0	0	0	0
ST. HELENA	0	0	0	0	0	0	0	0	0	0	0	0	0	0	0	0	0	0	0	0	0
ST. KITTS NEVIS	0	0	0	0	0	0	0	0	0	0	0	0	0	0	0	0	0	0	0	0	0
ST. LUCIA	0	0	0	0	0	0	0	0	0	0	0	0	0	0	0	0	0	0	0	0	0
ST. PIERRE AND MIQUELON	0	0	0	0	0	0	0	0	0	0	0	0	0	0	0	0	0	0	0	0	0
ST. VINCENT AND THE GRE	0	0	0	0	0	0	0	0	0	0	0	0	0	0	0	0	0	0	0	0	0
SUDAN	0	0	0	0	0	0	0	0	0	0	0	0	0	0	0	0	0	0	0	0	0
SURINAME	0	0	0	0	0	0	0	0	0	0	0	0	0	0	0	0	0	0	0	0	0
SVALBARD AND JAN MAYE	0	0	0	0	0	0	0	0	0	0	0	0	0	0	0	0	0	0	0	0	0
SWAZILAND	0	0	0	0	0	0	0	0	0	0	0	0	0	0	0	0	0	0	0	0	0
SWEDEN	0	0	0	0	0	0	0	0	0	0	0	0	0	0	0	0	0	0	0	0	0
SWITZERLAND	0	0	0	0	0	0	0	0	0	0	0	0	0	0	0	0	0	0	0	0	0
SYRIAN ARAB REPUBLIC	0	0	0	0	0	0	0	0	0	0	0	0	0	0	0	0	0	0	0	0	0
TAIWAN	41	0	0	0	0	0	5	0	0	0	0	0	0	0	0	0	0	31	0	0	0
TAJIKISTAN	0	0	0	0	0	0	0	0	0	0	0	0	0	0	0	0	0	0	0	0	0
TANZANIA	2	0	0	0	0	0	0	0	0	0	0	0	0	0	0	0	0	0	0	0	0
THAILAND	1	0	0	0	0	0	0	0	0	0	0	0	0	0	0	0	0	0	0	0	0
TIMOR-LESTE	0	0	0	0	0	0	0	0	0	0	0	0	0	0	0	0	0	0	0	0	0
TOGO	0	0	0	0	0	0	0	0	0	0	0	0	0	0	0	0	0	0	0	0	0
TOKELAU	0	0	0	0	0	0	0	0	0	0	0	0	0	0	0	0	0	0	0	0	0
TONGA	0	0	0	0	0	0	0	0	0	0	0	0	0	0	0	0	0	0	0	0	0
TRINIDAD AND TOBAGO	0	0	0	0	0	0	0	0	0	0	0	0	0	0	0	0	0	0	0	0	0
TUNISIA	0	0	0	0	0	0	0	0	0	0	0	0	0	0	0	0	0	0	0	0	0
TURKEY	2	0	0	0	0	0	0	0	0	0	0	0	0	0	0	0	0	2	0	0	0
TURKMENISTAN	3	0	0	0	0	0	0	0	0	0	0	0	0	0	0	0	0	3	0	0	0
TURKS AND CAICOS ISLAN	0	0	0	0	0	0	0	0	0	0	0	0	0	0	0	0	0	0	0	0	0
TUVALU	0	0	0	0	0	0	0	0	0	0	0	0	0	0	0	0	0	0	0	0	0
UGANDA	0	0	0	0	0	0	0	0	0	0	0	0	0	0	0	0	0	0	0	0	0
UKRAINE	62	0	0	1	0	0	8	0	0	0	0	0	0	0	0	0	0	27	0	0	0
UNITED ARAB EMIRATES	2	0	0	0	0	0	1	0	0	0	0	0	0	0	0	0	0	1	0	0	0
UNITED KINGDOM	10	0	0	0	0	0	0	0	0	0	0	0	0	0	0	0	0	6	0	0	0
URUGUAY	0	0	0	0	0	0	0	0	0	0	0	0	0	0	0	0	0	0	0	0	0
US MINOR OUTLYING ISLAI	0	0	0	0	0	0	0	0	0	0	0	0	0	0	0	0	0	0	0	0	0
UZBEKISTAN	1	0	0	0	0	0	0	0	0	0	0	0	0	0	0	0	0	1	0	0	0
VANUATU	0	0	0	0	0	0	0	0	0	0	0	0	0	0	0	0	0	0	0	0	0
VENEZUELA	35	0	0	5	0	1	0	0	0	0	0	2	0	0	0	0	0	11	1	0	0
VIET NAM	1	0	0	0	0	0	1	0	0	0	0	0	0	0	0	0	0	0	0	0	0
VIRGIN ISLANDS	3	0	0	0	0	0	0	0	0	0	0	0	0	0	0	0	0	1	0	0	0
VIRGIN ISLANDS, BRITISH	0	0	0	0	0	0	0	0	0	0	0	0	0	0	0	0	0	0	0	0	0
VIRGIN ISLANDS, U.S.	0	0	0	0	0	0	0	0	0	0	0	0	0	0	0	0	0	0	0	0	0
WALES	0	0	0	0	0	0	0	0	0	0	0	0	0	0	0	0	0	0	0	0	0
WALLIS-FUTUNA	0	0	0	0	0	0	0	0	0	0	0	0	0	0	0	0	0	0	0	0	0
WESTERN SAHARA	0	0	0	0	0	0	0	0	0	0	0	0	0	0	0	0	0	0	0	0	0
YEMEN	0	0	0	0	0	0	0	0	0	0	0	0	0	0	0	0	0	0	0	0	0
ZAMBIA	0	0	0	0	0	0	0	0	0	0	0	0	0	0	0	0	0	0	0	0	0
ZIMBABWE	0	0	0	0	0	0	0	0	0	0	0	0	0	0	0	0	0	0	0	0	0
** TOTAL **	15409	17	67	321	75	139	1494	1	192	35	12	100	6	90	109	229	82	5718	595	67	64



### March 2022 Totals by Location Moved From, and By County Moved To

FROM / TO	LEWIS		LINCOLN		MASON		OKANAGON		PACIFIC		PEND		SAN		SPOKANE		STEVENS		THURSTON		WALLA		WALLA		WHATCOM		WHITMAN		YAKIMA		UNKNOWN	
	OREILLE	PIERCE	JUAN	SKAGIT	SKAMANIA	SNOHOMISH	SPOKANE	STEVENS	THURSTON	WAKIAKUM	WALLA	WHATCOM	WHITMAN	YAKIMA	UNKNOWN																	
ALABAMA	0	0	1	0	0	0	17	0	1	0	10	6	1	8	0	1	3	1	1	2												
ALASKA	10	0	1	2	0	1	24	0	2	0	15	23	3	12	0	1	8	2	2	8												
ARIZONA	0	0	2	3	0	3	77	5	1	0	76	48	4	29	0	7	18	3	7	11												
ARKANSAS	0	0	1	0	0	0	6	0	1	0	3	6	0	4	0	0	2	1	1	2												
CALIFORNIA	22	3	14	12	9	0	281	17	32	4	245	147	17	151	1	18	100	14	27	60												
COLORADO	6	0	2	0	2	0	49	3	6	2	37	21	5	23	0	1	23	2	4	14												
CONNECTICUT	0	0	0	0	0	0	2	1	0	1	11	3	0	2	0	0	1	0	1	3												
DELAWARE	0	0	0	0	0	0	2	0	0	0	0	1	0	1	0	0	1	0	0	0												
FLORIDA	6	0	3	0	4	1	66	0	3	1	54	35	0	29	0	4	13	6	4	13												
GEORGIA	0	0	2	0	0	0	34	0	1	0	19	6	2	18	0	1	6	0	1	9												
HAWAII	1	0	0	0	0	0	47	0	2	0	26	12	2	14	0	0	7	1	0	5												
IDAHO	10	2	4	1	2	8	26	0	4	1	31	179	16	11	0	10	10	30	4	11												
ILLINOIS	0	0	1	0	0	0	27	1	2	0	17	9	1	5	0	2	5	1	4	9												
INDIANA	1	0	1	0	0	0	19	0	3	0	17	2	1	6	0	0	8	1	1	3												
IOWA	1	0	1	0	0	0	9	0	1	1	7	9	0	0	0	1	0	1	3													
KANSAS	3	2	0	0	0	0	11	0	2	0	12	7	0	5	0	2	3	1	0	4												
KENTUCKY	0	0	1	0	0	0	18	0	0	0	3	6	0	2	0	3	4	0	0	1												
LOUISIANA	0	0	1	0	1	0	11	0	0	0	14	3	0	3	0	1	6	1	2	3												
MAINE	0	0	0	0	0	0	4	0	1	0	3	2	0	3	0	1	2	0	1	0												
MARYLAND	0	0	0	0	1	0	13	0	1	0	11	6	0	3	0	1	4	0	2	3												
MASSACHUSETTS	0	0	0	0	0	0	12	0	0	1	23	6	0	3	0	1	7	0	0	4												
MICHIGAN	6	0	0	0	1	0	24	1	3	0	14	6	3	6	0	1	7	1	1	2												
MINNESOTA	1	0	1	0	0	0	17	0	2	0	4	3	0	6	0	0	6	1	0	4												
MISSISSIPPI	0	0	0	0	0	0	5	0	1	0	1	4	1	1	0	0	0	1	0	2												
MISSOURI	1	0	0	0	0	0	19	0	1	0	11	5	0	11	0	0	2	0	2	1												
MONTANA	2	1	1	2	3	1	22	2	3	0	19	39	2	12	0	4	12	3	5	4												
NEBRASKA	3	0	0	0	0	0	7	1	0	0	4	5	1	3	0	0	1	3	0	6												
NEVADA	3	0	1	0	2	1	27	1	4	0	30	22	5	15	1	1	14	1	2	4												
NEW HAMPSHIRE	0	0	0	0	0	0	4	1	0	0	2	2	0	4	0	0	0	0	1	0												
NEW JERSEY	0	0	0	0	0	0	19	0	3	0	9	4	0	4	0	2	5	1	0	2												
NEW MEXICO	0	0	0	1	0	0	12	2	2	0	9	7	3	12	0	0	7	0	0	3												
NEW YORK	1	0	2	0	1	0	34	0	1	0	16	10	0	7	0	1	6	0	3	5												
NORTH CAROLINA	0	0	2	0	0	1	32	1	0	0	15	5	1	14	0	0	8	1	1	10												
NORTH DAKOTA	0	0	0	0	0	0	0	0	4	0	5	5	0	0	0	0	0	0	0	0												
OHIO	3	0	3	0	0	1	19	1	2	0	16	8	1	14	0	0	4	2	3	9												
OKLAHOMA	2	0	0	0	0	0	14	0	1	0	9	16	0	3	0	0	4	0	0	2												
OREGON	24	2	9	4	26	0	99	5	22	17	68	66	8	49	2	52	27	8	13	49												
PENNSYLVANIA	1	0	3	0	0	0	22	0	2	0	19	2	1	9	0	3	11	0	0	6												
RHODE ISLAND	0	0	1	0	0	0	1	0	0	0	1	0	0	0	0	0	0	0	0	1												
SOUTH CAROLINA	1	0	0	0	1	0	21	0	2	0	5	5	0	5	0	0	3	0	1	3												
SOUTH DAKOTA	0	1	1	0	1	0	4	0	0	0	1	3	0	3	0	0	1	1	0	0												
TENNESSEE	1	0	3	0	1	0	18	0	5	0	10	9	1	9	0	1	4	2	0	4												
TEXAS	4	0	10	0	2	0	110	2	9	0	66	36	7	41	3	6	21	4	15	22												
UTAH	3	1	1	1	1	1	23	4	1	0	22	25	0	11	0	1	15	1	6	10												
VERMONT	0	0	0	0	0	0	3	1	0	0	0	1	0	0	0	0	2	1	0	0												
VIRGINIA	1	0	1	0	3	1	35	0	6	0	16	4	0	9	1	4	3	1	1	6												
WASHINGTON	0	0	0	0	0	0	0	0	0	0	0	0	0	0	0	0	0	0	0	0												
WEST VIRGINIA	0	0	0	0	0	0	4	0	0	0	1	1	0	3	0	0	0	0	0	1												
WISCONSIN	0	0	1	0	0	0	14	0	0	0	9	5	1	4	0	0	6	1	1	7												
WYOMING	0	0	3	0	0	0	3	0	1	0	6	5	1	4	0	2	2	1	2	0												
DISTRICT OF COLUMBIA	0	0	0	0	0	0	1	0	0	0	1	0	0	1	0	0	0	1	1	1												
AFGHANISTAN	0	0	0	0	0	0	0	0	0	0	0	0	0	0	0	0	0	0	0	0												
ÅLAND ISLANDS	0	0	0	0	0	0	0	0	0	0	0	0	0	0	0	0	0	0	0	0												
ALBANIA	0	0	0	0	0	0	0	0	0	0	0	0	0	0	0	0	0	0	0	0												
ALGERIA	0	0	0	0	0	0	0	0	0	0	0	0	0	0	0	0	0	0	0	0												
AMERICAN SAMOA	0	0	0	0	0	0	20	0	0	0	0	0	0	2	0	0	0	0	0	0												
ANDORRA	0	0	0	0	0	0	0	0	0	0	0	0	0	0	0	0	0	0	0	0												



March 2022 Totals by Location Moved From, and By County Moved To

FROM / TO	LEWIS	LINCOLN	MASON	OKANAGON	PACIFIC	PEND	PIERCE	SAN JUAN	SKAGIT	SKAMANIA	SNOHOMISH	SPOKANE	STEVENS	THURSTON	WAHIAKUM	WALLA	WALLA	WHATCOM	WHITMAN	YAKIMA	UNKNOWN
ENGLAND	0	0	0	0	0	0	1	0	0	0	0	0	0	0	0	0	0	0	0	0	0
EQUATORIAL GUINEA	0	0	0	0	0	0	0	0	0	0	0	0	0	0	0	0	0	0	0	0	0
ERITREA	0	0	0	0	0	0	0	0	0	0	1	0	0	0	0	0	0	0	0	0	1
ESTONIA	0	0	0	0	0	0	0	0	0	0	0	0	0	0	0	0	0	0	0	0	0
ETHIOPIA	0	0	0	0	0	0	0	0	0	0	1	0	0	0	0	0	0	0	0	0	0
FALKLAND ISLANDS (MALV	0	0	0	0	0	0	0	0	0	0	0	0	0	0	0	0	0	0	0	0	0
FAROE ISLANDS	0	0	0	0	0	0	0	0	0	0	0	0	0	0	0	0	0	0	0	0	0
FEDERATED STATES OF MI	0	0	0	0	0	0	1	0	0	0	0	0	0	0	0	0	0	0	0	0	1
FIJI	0	0	0	0	0	0	0	0	0	0	0	0	0	0	0	0	0	0	0	0	0
FINLAND	0	0	0	0	0	0	0	0	0	0	0	0	0	0	0	0	0	0	0	0	0
FRANCE	0	0	0	0	0	0	0	0	0	0	0	0	0	0	0	0	0	0	0	0	0
FRENCH GUIANA	0	0	0	0	0	0	0	0	0	0	0	0	0	0	0	0	0	0	0	0	0
FRENCH POLYNESIA	0	0	0	0	0	0	0	0	0	0	0	0	0	0	0	0	0	0	0	0	0
FRENCH SOUTHERN TERRI	0	0	0	0	0	0	0	0	0	0	0	0	0	0	0	0	0	0	0	0	0
GABON	0	0	0	0	0	0	0	0	0	0	0	0	0	0	0	0	0	0	0	0	0
GAMBIA	0	0	0	0	0	0	0	0	0	0	0	0	0	0	0	0	0	0	0	0	0
GEORGIA (Country)	0	0	0	0	0	0	0	0	0	0	0	0	0	0	0	0	0	0	0	0	0
GERMANY	0	0	0	0	0	0	2	0	0	0	5	0	0	0	0	0	0	1	0	1	3
GHANA	0	0	0	0	0	0	0	0	0	0	0	0	0	0	0	0	0	0	0	0	0
GIBRALTAR	0	0	0	0	0	0	0	0	0	0	0	0	0	0	0	0	0	0	0	0	0
GREECE	0	0	0	0	0	0	0	0	0	0	0	0	0	0	0	0	0	0	0	0	0
GREENLAND	0	0	0	0	0	0	0	0	0	0	0	0	0	0	0	0	0	0	0	0	0
GRENADA	0	0	0	0	0	0	0	0	0	0	0	0	0	0	0	0	0	0	0	0	0
GUADELOUPE	0	0	0	0	0	0	0	0	0	0	0	0	0	0	0	0	0	0	0	0	0
GUAM	0	0	0	0	0	0	7	0	0	0	3	0	0	4	0	0	0	1	0	0	2
GUATEMALA	0	0	2	0	0	0	0	0	1	0	0	2	0	1	0	0	0	0	0	0	0
GUERNSEY	0	0	0	0	0	0	0	0	0	0	0	0	0	0	0	0	0	0	0	0	0
GUINEA	0	0	0	0	0	0	0	0	0	0	0	0	0	0	0	0	0	0	0	0	0
GUINEA-BISSAU	0	0	0	0	0	0	0	0	0	0	0	0	0	0	0	0	0	0	0	0	0
GUYANA	0	0	0	0	0	0	0	0	0	0	0	0	0	0	0	0	0	0	0	0	0
HAITI	0	0	0	0	0	0	0	0	0	0	0	0	0	0	0	0	0	0	0	0	0
HEARD ISLAND-MCDONALD	0	0	0	0	0	0	0	0	0	0	0	0	0	0	0	0	0	0	0	0	0
HOLY SEE (VATICAN CITY	0	0	0	0	0	0	0	0	0	0	0	0	0	0	0	0	0	2	0	0	0
HONDURAS	0	0	0	0	0	0	2	0	0	0	1	0	0	0	0	0	0	0	0	0	0
HONG KONG	0	0	0	0	0	0	0	0	0	0	0	0	0	0	0	0	0	0	0	0	0
HUNGARY	0	0	0	0	0	0	1	0	0	0	0	0	0	0	0	0	0	0	0	0	0
ICELAND	0	0	0	0	0	0	0	0	0	0	0	0	0	0	0	0	0	0	0	0	0
INDIA	0	0	0	0	0	0	5	0	0	0	8	1	0	1	0	0	0	0	0	0	2
INDONESIA	0	0	0	0	0	0	0	0	0	0	2	0	0	0	0	0	0	1	0	0	0
IRAN	0	0	0	0	0	0	0	0	0	0	0	0	0	0	0	0	0	0	0	0	0
IRAQ	0	0	0	0	0	0	0	0	0	0	0	0	0	0	0	0	0	0	0	0	0
IRELAND	0	0	0	0	0	0	1	0	0	0	0	0	0	0	0	0	0	0	0	0	0
ISLE OF MAN	0	0	0	0	0	0	0	0	0	0	0	0	0	0	0	0	0	0	0	0	0
ISRAEL	1	0	0	0	0	0	0	0	0	0	0	0	0	0	0	0	0	0	0	0	0
ITALY	0	0	0	0	0	0	0	0	0	0	1	0	0	0	0	0	0	0	0	0	0
JAMAICA	0	0	0	0	0	0	1	0	0	0	2	0	0	0	0	0	0	0	0	0	0
JAPAN	0	0	0	0	0	0	2	0	0	0	3	0	0	0	0	0	0	3	0	0	5
JERSEY	0	0	0	0	0	0	0	0	0	0	0	0	0	0	0	0	0	0	0	0	0
JORDAN	0	0	0	0	0	0	0	0	0	0	1	0	0	0	0	0	0	0	0	0	0
KAZAKHSTAN	0	0	0	0	0	0	0	0	0	0	0	1	0	0	0	0	0	0	1	0	0
KENYA	0	0	0	0	0	0	4	0	0	0	3	1	0	1	0	0	0	0	0	0	1
KIRIBATI	0	0	0	0	0	0	0	0	0	0	0	0	0	0	0	0	0	0	0	0	0
KUWAIT	0	0	0	0	0	0	0	0	0	0	0	0	0	0	0	0	0	0	0	0	0
KYRGYZSTAN	0	0	0	0	0	0	0	0	0	0	0	1	0	0	0	0	0	0	0	0	0
LAOS	0	0	0	0	0	0	0	0	0	0	0	0	0	0	0	0	0	0	0	0	0
LATVIA	0	0	0	0	0	0	0	0	0	0	0	0	0	0	0	0	0	0	0	0	0
LEBANON	0	0	0	0	0	0	0	0	0	0	0	0	0	0	0	0	0	0	0	0	0
LESOTHO	0	0	0	0	0	0	0	0	0	0	0	0	0	0	0	0	0	0	0	0	0
LIBERIA	0	0	0	0	0	0	0	0	0	0	0	0	0	0	0	0	0	0	0	0	0
LIBYA	0	0	0	0	0	0	0	0	0	0	0	0	0	0	0	0	0	0	0	0	0
LIECHTENSTEIN	0	0	0	0	0	0	0	0	0	0	0	0	0	0	0	0	0	0	0	0	0
LITHUANIA	0	0	0	0	0	0	0	0	0	0	0	0	0	0	0	0	0	0	0	0	0
LUXEMBOURG	0	0	0	0	0	0	0	0	0	0	0	0	0	0	0	0	0	0	0	0	0
MACAU	0	0	0	0	0	0	0	0	0	0	0	0	0	0	0	0	0	0	0	0	0
MACEDONIA	0	0	0	0	0	0	0	0	0	0	0	0	0	0	0	0	0	0	0	0	1
MADAGASCAR	0	0	0	0	0	0	0	0	0	0	0	0	0	0	0	0	0	0	0	0	0
MALAWI	0	0	0	0	0	0	0	0	0	0	2	0	0	0	0	0	0	0	0	0	0



