



STATE OF WASHINGTON  
DEPARTMENT OF LICENSING

PO Box 9020 Olympia, Washington 98507-9020

March 10, 2015

**Washington State Drivers Report for February 2015**

The monthly report provides a summary of Washington drivers' license (WDL) in-migration activity. During the month of February (four weeks from January 31, 2015 to February 28, 2015), a total of 13,427 out-of-state drivers obtained a Washington driver license. This is 1,533 more than the 11,894 who obtained licenses in February of 2014 (four weeks from January 25, 2014 to February 22, 2014). For the 12 months ending February 2015, 180,737 out-of-state drivers obtained a Washington driver license, an increase over the same period a year ago by nearly 17 percent.

The table below depicts WDL migration into Washington State featuring states that have historically been the top five in-migration states. Also depicted in the table below is a 12-month moving sum to provide an annual trend. The graphs on page 2 show the 12-month moving sum of drivers moving into Washington, the percent change from a year ago, and the top five in-migration states.

	Feb 2015			Year Ending Feb 2015		
	2014	2015	% Change	2014	2015	% Change
<b>Total Drivers In</b>	<b>11,894</b>	<b>13,427</b>	<b>12.9</b>	<b>154,608</b>	<b>180,737</b>	16.9
<b>California</b>	2,080	2,588	24.4	28,313	33,922	19.8
<b>Oregon</b>	1,503	1,625	8.1	18,383	21,518	17.1
<b>Texas</b>	674	798	18.4	8,989	10,337	15.0
<b>Arizona</b>	512	588	14.8	6,779	7,982	17.7
<b>Idaho</b>	493	576	16.8	5,893	7,083	20.2

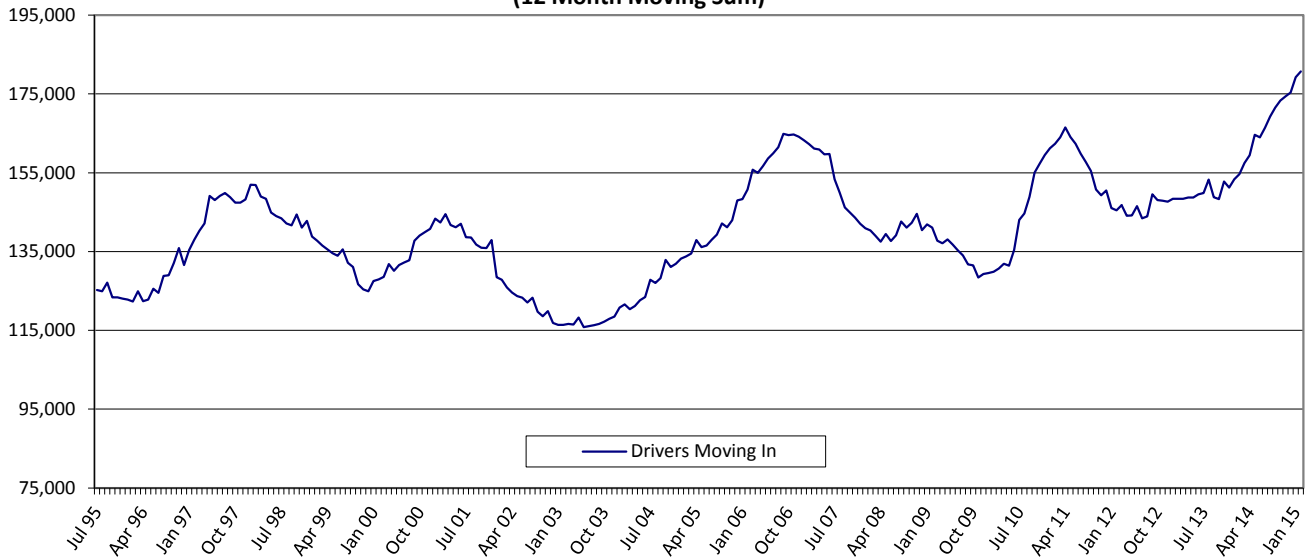
The table on page 3 has the current month driver in-migration by state along with the same month a year ago showing the year-over-year (YOY) change as well as the percent change by state. The monthly detail report of driver migration totals by location moved from and by county moved to begins on pages 4.

The WDL Reports are available online at <http://www.dol.wa.gov/about/driversreports.html>.

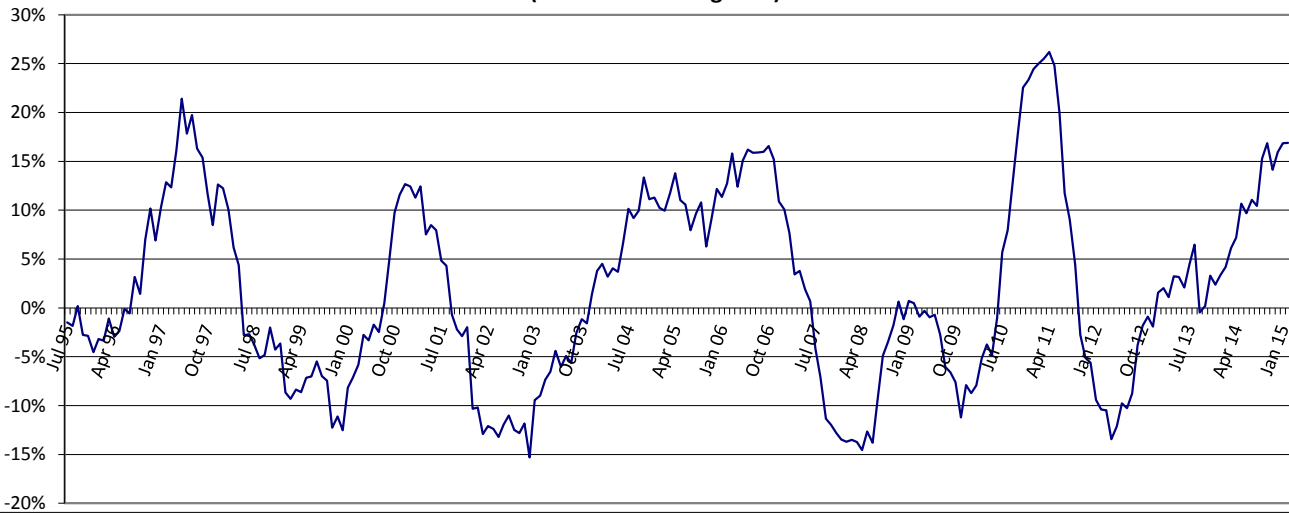
Alice Vogel, Tax Policy Specialist  
Department of Licensing  
Forecasting Office  
Highways and Licensing Building  
Olympia, WA 98507-48018

**Skip a trip – go online [www.dol.wa.gov](http://www.dol.wa.gov)**

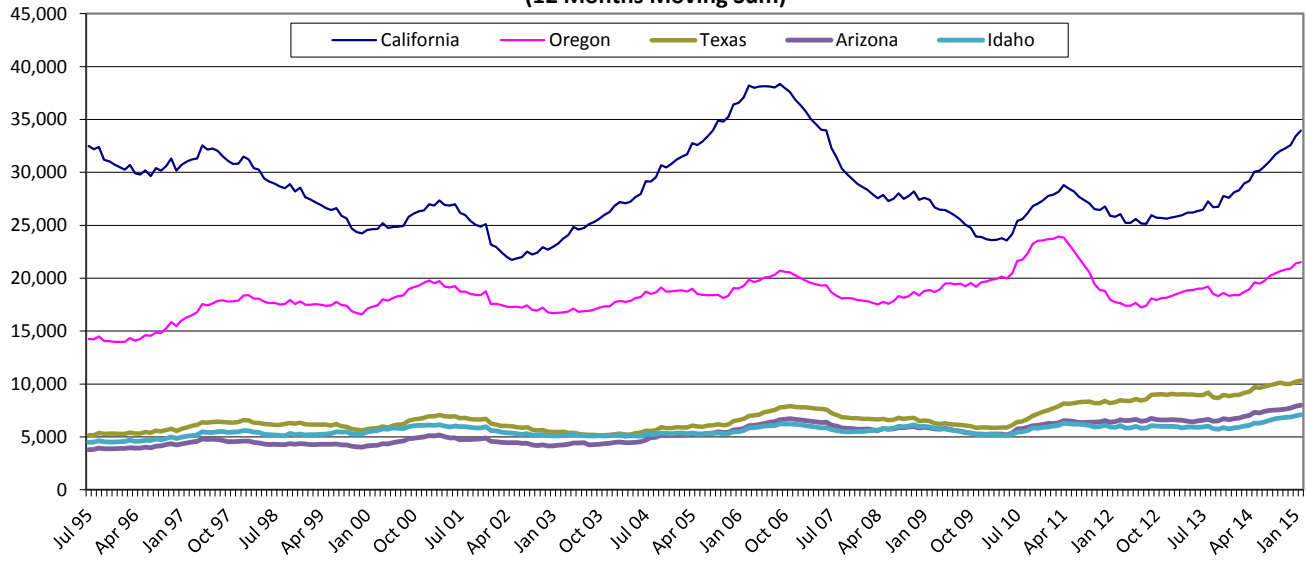
**Washington State Driver's Licenses  
(12 Month Moving Sum)**



**% Change Year Ago  
(12 Month Moving Sum)**



**Top Five In-Migration States  
(12 Months Moving Sum)**



## Driver In-Migration By State

Month: **February**

State	2015	2014	YOY Change	% Change
ALABAMA	78	60	18	30.0%
ALASKA	275	263	12	4.6%
ARIZONA	588	512	76	14.8%
ARKANSAS	68	77	-9	-11.7%
CALIFORNIA	2,588	2,080	508	24.4%
COLORADO	392	336	56	16.7%
CONNECTICUT	57	46	11	23.9%
DELAWARE	10	21	-11	-52.4%
FLORIDA	497	436	61	14.0%
GEORGIA	229	228	1	0.4%
HAWAII	245	217	28	12.9%
IDAHO	576	493	83	16.8%
ILLINOIS	314	282	32	11.3%
INDIANA	118	101	17	16.8%
IOWA	84	73	11	15.1%
KANSAS	89	128	-39	-30.5%
KENTUCKY	70	79	-9	-11.4%
LOUISIANA	78	69	9	13.0%
MAINE	25	34	-9	-26.5%
MARYLAND	125	121	4	3.3%
MASSACHUSETTS	152	110	42	38.2%
MICHIGAN	186	184	2	1.1%
MINNESOTA	154	157	-3	-1.9%
MISSISSIPPI	53	46	7	15.2%
MISSOURI	183	152	31	20.4%
MONTANA	259	238	21	8.8%
NEBRASKA	78	55	23	41.8%
NEVADA	346	317	29	9.1%
NEW HAMPSHIRE	21	33	-12	-36.4%
NEW JERSEY	121	119	2	1.7%
NEW MEXICO	130	123	7	5.7%
NEW YORK	287	246	41	16.7%
NORTH CAROLINA	204	176	28	15.9%
NORTH DAKOTA	56	42	14	33.3%
OHIO	163	137	26	19.0%
OKLAHOMA	80	99	-19	-19.2%
OREGON	1,625	1,503	122	8.1%
PENNSYLVANIA	212	179	33	18.4%
RHODE ISLAND	18	9	9	100.0%
SOUTH CAROLINA	95	63	32	50.8%
SOUTH DAKOTA	42	31	11	35.5%
TENNESSEE	128	142	-14	-9.9%
TEXAS	798	674	124	18.4%
UTAH	245	304	-59	-19.4%
VERMONT	22	27	-5	-18.5%
VIRGINIA	224	193	31	16.1%
WASHINGTON	1	9	-8	0.0%
WEST VIRGINIA	16	21	-5	-23.8%
WISCONSIN	156	147	9	6.1%
WYOMING	62	33	29	87.9%
WASH. DC	22	26	-4	-15.4%
OUTSIDE U.S.	782	643	139	21.6%
<b>TOTAL</b>	<b>13,427</b>	<b>11,894</b>	<b>1,533</b>	<b>12.9%</b>

## February 2015 Totals by Location Moved From, and By County Moved To

FROM / TO	TOTAL	GRAYS																			
		ADAMS	ASOTIN	BENTON	CHELAN	CLALLAM	CLARK	COLUMBIA	COWLITZ	DOUGLAS	FERRY	FRANKLIN	GARFIELD	GRANT	HARBOR	ISLAND	JEFFERSON	KING	KITSAP	KITTITAS	KLCKITAT
ALABAMA	78	0	1	1	0	0	5	0	0	0	0	0	0	0	1	2	0	15	1	1	0
ALASKA	275	0	0	1	4	7	18	0	4	0	4	0	0	0	2	4	5	78	11	1	0
ARIZONA	588	5	1	15	4	15	35	0	12	2	1	9	1	12	4	9	3	173	26	0	1
ARKANSAS	68	0	0	2	0	2	4	0	2	0	0	0	0	0	0	1	0	27	4	0	0
CALIFORNIA	2588	1	5	43	25	36	186	1	28	11	1	19	1	20	26	41	29	982	128	10	3
COLORADO	392	0	0	10	2	7	10	0	3	0	0	0	0	6	1	7	4	142	16	1	1
CONNECTICUT	57	0	0	2	0	0	1	0	0	0	0	0	0	0	0	0	0	28	7	0	0
DELAWARE	10	0	0	0	0	0	1	0	0	0	0	0	0	0	0	0	0	3	0	0	0
FLORIDA	497	0	2	7	2	6	21	0	3	0	1	2	0	3	2	16	0	192	27	0	0
GEORGIA	229	0	0	4	1	0	8	0	2	2	0	0	1	0	1	4	0	94	14	1	0
HAWAII	245	0	0	1	0	2	26	0	2	0	0	1	0	1	0	4	0	88	11	2	1
IDAHO	576	6	47	26	1	15	17	0	9	5	1	6	3	16	5	5	0	87	16	3	1
ILLINOIS	314	1	0	4	1	3	12	0	3	0	0	0	0	1	2	2	1	151	16	1	0
INDIANA	118	0	0	5	0	0	4	0	1	0	2	0	0	1	1	0	1	50	6	0	3
IOWA	84	0	0	1	0	1	7	0	1	0	0	0	0	0	0	0	0	36	6	0	0
KANSAS	89	2	0	1	1	3	6	0	2	0	0	0	0	0	0	2	0	28	5	0	0
KENTUCKY	70	0	0	3	2	1	1	0	0	0	0	1	0	0	0	2	0	15	4	2	0
LOUISIANA	78	0	0	0	1	0	4	0	1	0	0	0	0	0	0	1	0	30	4	0	0
MAINE	25	0	0	1	0	3	3	0	0	0	0	0	0	0	0	0	0	3	4	0	0
MARYLAND	125	0	0	2	0	1	2	0	0	0	0	0	0	1	0	0	0	58	7	0	0
MASSACHUSETTS	152	0	0	0	0	1	7	0	0	0	0	1	0	1	0	2	0	103	4	0	0
MICHIGAN	186	0	0	4	0	1	8	0	0	0	0	1	0	2	1	2	0	81	10	0	0
MINNESOTA	154	0	0	1	1	0	8	0	3	0	0	0	0	1	0	3	2	79	2	5	0
MISSISSIPPI	53	0	0	0	0	0	2	0	1	0	0	0	0	0	0	2	0	20	1	0	0
MISSOURI	183	0	0	2	2	6	20	0	2	0	0	0	0	0	1	2	0	57	6	1	1
MONTANA	259	0	3	8	3	3	11	1	2	0	2	3	0	5	3	0	4	56	15	5	0
NEBRASKA	78	0	0	4	2	1	4	0	0	0	0	1	0	0	2	5	0	19	1	0	0
NEVADA	346	0	3	1	3	4	24	0	8	4	1	6	0	10	2	6	1	98	17	3	0
NEW HAMPSHIRE	21	0	0	1	1	0	4	0	0	0	0	0	0	0	0	0	1	6	1	0	1
NEW JERSEY	121	0	0	2	0	0	4	0	0	0	0	0	0	0	0	1	1	65	5	0	1
NEW MEXICO	130	0	0	11	0	3	9	0	2	0	1	2	0	4	1	3	2	28	7	0	0
NEW YORK	287	0	1	4	1	3	7	0	1	1	0	0	0	2	1	4	3	149	12	0	0
NORTH CAROLINA	204	0	0	4	1	1	12	0	0	1	0	1	0	3	0	3	0	75	6	2	0
NORTH DAKOTA	56	0	1	4	0	0	4	0	0	1	0	0	0	0	1	0	0	9	2	1	0
OHIO	163	0	0	2	1	1	8	0	1	1	0	0	0	0	1	1	3	80	13	0	0
OKLAHOMA	80	0	0	2	1	1	5	0	2	0	0	1	0	0	0	0	0	17	6	0	1
OREGON	1625	3	5	47	6	9	622	0	69	3	2	21	1	15	11	5	12	246	33	3	32
PENNSYLVANIA	212	0	0	1	0	1	8	0	1	0	0	0	1	1	2	5	0	110	7	0	0
RHODE ISLAND	18	0	0	1	0	0	0	0	0	0	0	0	0	0	0	0	0	7	4	0	0
SOUTH CAROLINA	95	0	0	5	2	1	8	0	2	0	0	0	1	0	0	3	0	20	9	0	0
SOUTH DAKOTA	42	0	1	0	0	0	5	0	0	0	0	0	0	0	2	2	0	10	3	0	0
TENNESSEE	128	0	0	1	1	2	5	0	2	0	0	2	0	0	1	2	0	45	9	2	0
TEXAS	798	1	1	9	6	8	49	0	2	1	0	4	0	8	5	13	6	271	42	1	1
UTAH	245	1	0	7	1	6	15	0	1	2	0	4	0	2	2	2	0	78	13	1	1
VERMONT	22	0	0	0	0	0	0	0	0	0	0	0	0	0	0	0	0	13	0	0	0
VIRGINIA	224	0	0	5	5	3	6	0	1	1	0	0	0	1	3	4	0	93	16	3	0
WASHINGTON	1	0	0	0	0	0	0	0	0	0	0	0	0	0	0	0	0	1	0	0	0
WEST VIRGINIA	16	0	0	1	0	0	1	0	0	0	0	0	0	0	0	2	0	6	1	0	0
WISCONSIN	156	1	0	0	0	5	13	0	0	0	0	0	0	1	0	1	0	64	7	0	1
WYOMING	62	0	0	4	0	1	5	0	1	1	0	0	0	0	2	0	0	4	4	0	0
WASHINGTON D.C.	22	0	0	0	0	0	1	0	0	0	0	0	0	0	0	0	0	18	0	0	0
ARGENTINA	1	0	0	0	0	0	0	0	0	0	0	0	0	0	0	0	0	1	0	0	0
BELIZE (BRIT HONDU)	0	0	0	0	0	0	0	0	0	0	0	0	0	0	0	0	0	0	0	0	0
BOLIVIA	0	0	0	0	0	0	0	0	0	0	0	0	0	0	0	0	0	0	0	0	0
BRAZIL	12	0	0	0	0	0	1	0	0	0	0	0	0	0	0	0	0	9	0	0	0
CHILE	2	0	0	0	0	0	0	0	0	0	0	0	0	0	0	0	0	1	0	0	0

**February 2015 Totals by Location Moved From, and By County Moved To**

FROM / TO	TOTAL	GRAYS																			
		ADAMS	ASOTIN	BENTON	CHELAN	CLALLAM	CLARK	COLUMBIA	COWLITZ	DOUGLAS	FERRY	FRANKLIN	GARFIELD	GRANT	HARBOR	ISLAND	JEFFERSON	KING	KITSAP	KITTITAS	KLCKITAT
CANAL ZONE	0	0	0	0	0	0	0	0	0	0	0	0	0	0	0	0	0	0	0	0	0
COLUMBIA	9	0	0	0	0	0	0	0	0	0	0	0	0	0	0	0	0	5	0	0	0
COSTA RICA	0	0	0	0	0	0	0	0	0	0	0	0	0	0	0	0	0	0	0	0	0
EL SALVADOR	9	0	0	0	0	0	0	0	0	0	0	0	0	0	2	0	0	2	0	0	0
EQUADOR	3	0	0	0	0	0	0	0	0	0	0	0	0	0	0	0	2	0	0	0	0
GUYANA	0	0	0	0	0	0	0	0	0	0	0	0	0	0	0	0	0	0	0	0	0
NICARAGUA	1	0	0	0	0	0	0	0	0	0	0	0	0	0	0	0	1	0	0	0	0
PANAMA	0	0	0	0	0	0	0	0	0	0	0	0	0	0	0	0	0	0	0	0	0
PERU	0	0	0	0	0	0	0	0	0	0	0	0	0	0	0	0	0	0	0	0	0
PARAGUAY	0	0	0	0	0	0	0	0	0	0	0	0	0	0	0	0	0	0	0	0	0
SURINAM	0	0	0	0	0	0	0	0	0	0	0	0	0	0	0	0	0	0	0	0	0
TRINIDAD	0	0	0	0	0	0	0	0	0	0	0	0	0	0	0	0	0	0	0	0	0
UPPER VOLTA	0	0	0	0	0	0	0	0	0	0	0	0	0	0	0	0	0	0	0	0	0
URUGUAY	0	0	0	0	0	0	0	0	0	0	0	0	0	0	0	0	0	0	0	0	0
VENEZUELA	5	0	0	0	0	0	0	0	0	0	0	0	0	0	0	0	3	0	0	0	0
ALGERIA	0	0	0	0	0	0	0	0	0	0	0	0	0	0	0	0	0	0	0	0	0
ANGOLA	0	0	0	0	0	0	0	0	0	0	0	0	0	0	0	0	0	0	0	0	0
CAMERON	0	0	0	0	0	0	0	0	0	0	0	0	0	0	0	0	0	0	0	0	0
CHAD	0	0	0	0	0	0	0	0	0	0	0	0	0	0	0	0	0	0	0	0	0
CONGO	0	0	0	0	0	0	0	0	0	0	0	0	0	0	0	0	0	0	0	0	0
C. AFRICAN REP.	0	0	0	0	0	0	0	0	0	0	0	0	0	0	0	0	0	0	0	0	0
BOTSWANA	0	0	0	0	0	0	0	0	0	0	0	0	0	0	0	0	0	0	0	0	0
BURUNDI	0	0	0	0	0	0	0	0	0	0	0	0	0	0	0	0	0	0	0	0	0
DAHOMEY	0	0	0	0	0	0	0	0	0	0	0	0	0	0	0	0	0	0	0	0	0
EQ. GUINEA	0	0	0	0	0	0	0	0	0	0	0	0	0	0	0	0	0	0	0	0	0
EGYPT	0	0	0	0	0	0	0	0	0	0	0	0	0	0	0	0	0	0	0	0	0
ETHIOPIA	0	0	0	0	0	0	0	0	0	0	0	0	0	0	0	0	0	0	0	0	0
GABON	0	0	0	0	0	0	0	0	0	0	0	0	0	0	0	0	0	0	0	0	0
GAMBIA	1	0	0	0	0	0	0	0	0	0	0	0	0	0	0	0	0	0	0	0	0
GHANA	0	0	0	0	0	0	0	0	0	0	0	0	0	0	0	0	0	0	0	0	0
GUINEA	0	0	0	0	0	0	0	0	0	0	0	0	0	0	0	0	0	0	0	0	0
IVORY COAST	0	0	0	0	0	0	0	0	0	0	0	0	0	0	0	0	0	0	0	0	0
KENYA	0	0	0	0	0	0	0	0	0	0	0	0	0	0	0	0	0	0	0	0	0
LIBYA	0	0	0	0	0	0	0	0	0	0	0	0	0	0	0	0	0	0	0	0	0
LIBERIA	0	0	0	0	0	0	0	0	0	0	0	0	0	0	0	0	0	0	0	0	0
MALAWI	0	0	0	0	0	0	0	0	0	0	0	0	0	0	0	0	0	0	0	0	0
MALAGASY	2	0	0	0	0	0	0	0	0	0	0	0	0	0	0	0	0	0	0	0	0
MORROCCO	3	0	0	0	0	0	0	0	0	0	0	0	0	0	0	0	3	0	0	0	0
MAURITANIA	0	0	0	0	0	0	0	0	0	0	0	0	0	0	0	0	0	0	0	0	0
MALI	0	0	0	0	0	0	0	0	0	0	0	0	0	0	0	0	0	0	0	0	0
NIGER	0	0	0	0	0	0	0	0	0	0	0	0	0	0	0	0	0	0	0	0	0
NIGERIA	1	0	0	0	0	0	0	0	0	0	0	0	0	0	0	0	1	0	0	0	0
RHODESIA	0	0	0	0	0	0	0	0	0	0	0	0	0	0	0	0	0	0	0	0	0
RWANDA	0	0	0	0	0	0	0	0	0	0	0	0	0	0	0	0	0	0	0	0	0
SOUTH AFRICA	2	0	0	0	0	0	0	0	0	0	0	0	0	0	0	0	1	0	0	0	0
SOUTH WEST AFRICA	0	0	0	0	0	0	0	0	0	0	0	0	0	0	0	0	0	0	0	0	0
SIERRA LEONE	0	0	0	0	0	0	0	0	0	0	0	0	0	0	0	0	0	0	0	0	0
SWAZILAND	0	0	0	0	0	0	0	0	0	0	0	0	0	0	0	0	0	0	0	0	0
SENEGAL	0	0	0	0	0	0	0	0	0	0	0	0	0	0	0	0	0	0	0	0	0
SOMALI REPUBLIC	0	0	0	0	0	0	0	0	0	0	0	0	0	0	0	0	0	0	0	0	0
SUDAN	0	0	0	0	0	0	0	0	0	0	0	0	0	0	0	0	0	0	0	0	0
TOGO	0	0	0	0	0	0	0	0	0	0	0	0	0	0	0	0	0	0	0	0	0
TUNISIA	0	0	0	0	0	0	0	0	0	0	0	0	0	0	0	0	0	0	0	0	0
TANZANIA	0	0	0	0	0	0	0	0	0	0	0	0	0	0	0	0	0	0	0	0	0
UGANDA	0	0	0	0	0	0	0	0	0	0	0	0	0	0	0	0	0	0	0	0	0
ZAIRE	0	0	0	0	0	0	0	0	0	0	0	0	0	0	0	0	0	0	0	0	0
AFGHANISTAN	0	0	0	0	0	0	0	0	0	0	0	0	0	0	0	0	0	0	0	0	0
BANGLADESH	0	0	0	0	0	0	0	0	0	0	0	0	0	0	0	0	0	0	0	0	0

**February 2015 Totals by Location Moved From, and By County Moved To**

FROM / TO	TOTAL	GRAYS																			
		ADAMS	ASOTIN	BENTON	CHELAN	CLALLAM	CLARK	COLUMBIA	COWLITZ	DOUGLAS	FERRY	FRANKLIN	GARFIELD	GRANT	HARBOR	ISLAND	JEFFERSON	KING	KITSAP	KITTITAS	KLCKITAT
BHUTAN	0	0	0	0	0	0	0	0	0	0	0	0	0	0	0	0	0	0	0	0	0
BURMA	0	0	0	0	0	0	0	0	0	0	0	0	0	0	0	0	0	0	0	0	0
BAHRAIN	0	0	0	0	0	0	0	0	0	0	0	0	0	0	0	0	0	0	0	0	0
CEYLON (SRI LANKA)	0	0	0	0	0	0	0	0	0	0	0	0	0	0	0	0	0	0	0	0	0
CHINA	58	0	0	0	0	0	0	0	0	0	0	0	0	0	0	0	0	52	0	0	0
CAMBODIA	0	0	0	0	0	0	0	0	0	0	0	0	0	0	0	0	0	0	0	0	0
CYPRUS	0	0	0	0	0	0	0	0	0	0	0	0	0	0	0	0	0	0	0	0	0
JORDAN	0	0	0	0	0	0	0	0	0	0	0	0	0	0	0	0	0	0	0	0	0
JAPAN	15	0	0	0	0	0	0	0	0	0	0	0	0	0	0	0	0	13	0	0	0
KUWAIT	1	0	0	0	0	0	0	0	0	0	0	0	0	0	0	0	0	0	0	0	0
IRAN	0	0	0	0	0	0	0	0	0	0	0	0	0	0	0	0	0	0	0	0	0
ISRAEL	0	0	0	0	0	0	0	0	0	0	0	0	0	0	0	0	0	0	0	0	0
INDIA	113	0	0	0	0	0	0	0	0	0	0	0	0	0	0	0	0	111	0	0	0
IRAQ	1	0	0	0	0	0	0	0	0	0	0	0	0	0	0	0	0	1	0	0	0
INDONESIA	5	0	0	0	0	0	0	0	0	0	0	0	0	0	0	0	0	3	0	0	0
KOREA	70	0	0	0	0	0	1	0	0	0	0	0	0	0	0	0	2	40	0	0	0
LAOS	0	0	0	0	0	0	0	0	0	0	0	0	0	0	0	0	0	0	0	0	0
LEBANON	0	0	0	0	0	0	0	0	0	0	0	0	0	0	0	0	0	0	0	0	0
MALAYSIA	0	0	0	0	0	0	0	0	0	0	0	0	0	0	0	0	0	0	0	0	0
MONGOLIA	0	0	0	0	0	0	0	0	0	0	0	0	0	0	0	0	0	0	0	0	0
NEPAL	1	0	0	0	0	0	0	0	0	0	0	0	0	0	0	0	0	1	0	0	0
OMAN	0	0	0	0	0	0	0	0	0	0	0	0	0	0	0	0	0	0	0	0	0
PAKISTAN	0	0	0	0	0	0	0	0	0	0	0	0	0	0	0	0	0	0	0	0	0
QATAR	0	0	0	0	0	0	0	0	0	0	0	0	0	0	0	0	0	0	0	0	0
SIKKIM	0	0	0	0	0	0	0	0	0	0	0	0	0	0	0	0	0	0	0	0	0
SYRIA	0	0	0	0	0	0	0	0	0	0	0	0	0	0	0	0	0	0	0	0	0
SAUDI ARABIA	8	0	0	0	0	0	0	0	0	0	0	0	0	0	0	0	0	6	0	0	0
SINGAPORE	1	0	0	0	0	0	0	0	0	0	0	0	0	0	0	0	0	1	0	0	0
TAIWAN	33	0	0	0	0	0	1	0	0	0	0	0	0	0	0	0	0	27	0	0	0
THAILAND	3	0	0	0	0	0	0	0	0	0	0	0	0	0	0	0	0	3	0	0	0
TURKEY	4	0	0	0	0	0	0	0	0	0	0	0	0	0	0	0	0	4	0	0	0
USSR	10	0	0	0	0	0	0	0	0	0	0	0	0	0	0	0	0	10	0	0	0
UNITED ARAB EMIRATE	0	0	0	0	0	0	0	0	0	0	0	0	0	0	0	0	0	0	0	0	0
VIETNAM	2	0	0	0	0	0	0	0	0	0	0	0	0	0	0	0	0	2	0	0	0
YEMEN	0	0	0	0	0	0	0	0	0	0	0	0	0	0	0	0	0	0	0	0	0
AUSTRIA	0	0	0	0	0	0	0	0	0	0	0	0	0	0	0	0	0	0	0	0	0
BULGARIA	0	0	0	0	0	0	0	0	0	0	0	0	0	0	0	0	0	0	0	0	0
BELGIUM	0	0	0	0	0	0	0	0	0	0	0	0	0	0	0	0	0	0	0	0	0
DENMARK	0	0	0	0	0	0	0	0	0	0	0	0	0	0	0	0	0	0	0	0	0
ENGLAND	15	0	0	0	0	0	0	0	0	0	0	0	0	0	0	0	0	15	0	0	0
FRANCE	5	0	0	0	0	0	0	0	0	0	0	0	0	0	0	0	0	4	0	0	0
FINLAND	4	0	0	0	0	0	0	0	0	0	0	0	0	0	0	0	0	4	0	0	0
CZECHOSLAVAKIA	4	0	0	0	0	0	2	0	0	0	0	0	0	0	0	0	0	2	0	0	0
GREECE	0	0	0	0	0	0	0	0	0	0	0	0	0	0	0	0	0	0	0	0	0
GERMANY	28	0	0	1	0	0	1	0	0	0	0	0	0	0	0	0	0	18	1	0	0
IRELAND	0	0	0	0	0	0	0	0	0	0	0	0	0	0	0	0	0	0	0	0	0
ITALY	2	0	0	0	0	0	0	0	0	0	0	0	0	0	0	0	0	2	0	0	0
HUNGARY	0	0	0	0	0	0	0	0	0	0	0	0	0	0	0	0	0	0	0	0	0
LUXEMBOURG	0	0	0	0	0	0	0	0	0	0	0	0	0	0	0	0	0	0	0	0	0
NETHERLANDS	2	0	0	0	0	0	0	0	0	0	0	0	0	0	0	0	0	2	0	0	0
NORWAY	1	0	0	0	0	0	0	0	0	0	0	0	0	0	0	0	0	1	0	0	0
POLAND	1	0	0	0	0	0	0	0	0	0	0	0	0	0	0	0	0	1	0	0	0
SPAIN	5	0	0	0	0	0	0	0	0	0	0	0	0	0	0	0	0	5	0	0	0
SWITZERLAND	0	0	0	0	0	0	0	0	0	0	0	0	0	0	0	0	0	0	0	0	0
SWEDEN	0	0	0	0	0	0	0	0	0	0	0	0	0	0	0	0	0	0	0	0	0
ROMANIA	7	0	0	0	0	0	2	0	0	0	0	0	0	0	0	0	0	3	0	0	0
YUGOSLAVIA	0	0	0	0	0	0	0	0	0	0	0	0	0	0	0	0	0	0	0	0	0
ALBANIA	0	0	0	0	0	0	0	0	0	0	0	0	0	0	0	0	0	0	0	0	0

**February 2015 Totals by Location Moved From, and By County Moved To**

FROM / TO	TOTAL	GRAYS																			
		ADAMS	ASOTIN	BENTON	CHELAN	CLALLAM	CLARK	COLUMBIA	COWLITZ	DOUGLAS	FERRY	FRANKLIN	GARFIELD	GRANT	HARBOR	ISLAND	JEFFERSON	KING	KITSAP	KITTITAS	KLCKITAT
ANDORRA	0	0	0	0	0	0	0	0	0	0	0	0	0	0	0	0	0	0	0	0	0
AMERICAN SAMOA	24	0	0	0	0	0	1	0	0	0	0	0	0	0	0	0	0	13	1	0	0
BORNEO	0	0	0	0	0	0	0	0	0	0	0	0	0	0	0	0	0	0	0	0	0
CUBA	0	0	0	0	0	0	0	0	0	0	0	0	0	0	0	0	0	0	0	0	0
BERMUDA	0	0	0	0	0	0	0	0	0	0	0	0	0	0	0	0	0	0	0	0	0
DOMINICAN REPUBLIC	0	0	0	0	0	0	0	0	0	0	0	0	0	0	0	0	0	0	0	0	0
FIJI	0	0	0	0	0	0	0	0	0	0	0	0	0	0	0	0	0	0	0	0	0
GUAM	43	0	0	1	0	0	4	0	0	0	0	0	0	0	0	0	0	3	5	0	0
HAITI	0	0	0	0	0	0	0	0	0	0	0	0	0	0	0	0	0	0	0	0	0
JAMAICA	1	0	0	0	0	0	0	0	0	0	0	0	0	0	0	0	0	0	0	0	0
NEW ZEALAND	0	0	0	0	0	0	0	0	0	0	0	0	0	0	0	0	0	0	0	0	0
PORTUGAL	0	0	0	0	0	0	0	0	0	0	0	0	0	0	0	0	0	0	0	0	0
PHILIPPINES	5	0	0	0	0	0	1	0	0	0	0	0	0	0	0	0	0	0	0	0	0
PUERTO RICO	28	0	0	0	0	0	0	0	0	0	0	0	0	0	0	0	0	3	5	0	0
TAHITI	0	0	0	0	0	0	0	0	0	0	0	0	0	0	0	0	0	0	0	0	0
TONGA	0	0	0	0	0	0	0	0	0	0	0	0	0	0	0	0	0	0	0	0	0
VIRGIN ISLANDS	1	0	0	0	0	0	0	0	0	0	0	0	0	0	0	0	0	1	0	0	0
WEST SAMOA	0	0	0	0	0	0	0	0	0	0	0	0	0	0	0	0	0	0	0	0	0
AUSTRALIA	18	0	0	0	0	0	0	0	0	0	0	0	0	0	1	0	0	14	0	0	0
ANTARTICA	0	0	0	0	0	0	0	0	0	0	0	0	0	0	0	0	0	0	0	0	0
ICELAND	0	0	0	0	0	0	0	0	0	0	0	0	0	0	0	0	0	0	0	0	0
GREENLAND	0	0	0	0	0	0	0	0	0	0	0	0	0	0	0	0	0	0	0	0	0
MEXICO	26	1	0	1	0	0	1	0	0	0	0	6	0	1	0	0	0	5	0	0	0
ALBERTA	9	0	0	0	0	0	0	0	0	0	0	0	0	0	0	0	0	6	1	0	0
BRITISH COLUMBIA	74	0	0	0	0	0	0	0	0	0	0	0	0	0	0	0	0	46	0	0	0
MANITOBA	0	0	0	0	0	0	0	0	0	0	0	0	0	0	0	0	0	0	0	0	0
NEW BRUNSWICK	0	0	0	0	0	0	0	0	0	0	0	0	0	0	0	0	0	0	0	0	0
NEWFOUNDLAND	0	0	0	0	0	0	0	0	0	0	0	0	0	0	0	0	0	0	0	0	0
NOVA SCOTIA	1	0	0	0	0	0	0	0	0	0	0	0	0	0	0	0	0	0	0	0	0
ONTARIO	22	0	0	0	0	0	0	0	0	0	0	0	0	0	0	0	0	19	0	0	0
PRINCE EDWARD IS.	0	0	0	0	0	0	0	0	0	0	0	0	0	0	0	0	0	0	0	0	0
QUEBEC	3	0	0	0	0	0	0	0	0	0	0	0	0	0	0	0	0	2	0	0	0
SASKATCHEWAN	2	0	0	0	0	0	0	0	0	0	0	0	1	0	0	0	0	1	0	0	0
NORTHWEST TERRITORY	0	0	0	0	0	0	0	0	0	0	0	0	0	0	0	0	0	0	0	0	0
YUKON TERRITORY	0	0	0	0	0	0	0	0	0	0	0	0	0	0	0	0	0	0	0	0	0
UNKNOWN	75	0	0	0	0	0	4	0	0	1	0	1	0	1	0	1	0	40	2	0	0
<b>** TOTAL **</b>	<b>13427</b>	<b>22</b>	<b>71</b>	<b>263</b>	<b>81</b>	<b>163</b>	<b>1265</b>	<b>2</b>	<b>174</b>	<b>37</b>	<b>16</b>	<b>92</b>	<b>9</b>	<b>120</b>	<b>89</b>	<b>174</b>	<b>80</b>	<b>4721</b>	<b>584</b>	<b>49</b>	<b>49</b>

**February 2015 Totals by Location Moved From, and By County Moved To**

FROM / TO	PEND										SAN					WALLA					UNKNOWN
	LEWIS	LINCOLN	MASON	OKANAGON	PACIFIC	OREILLE	PIERCE	JUAN	SKAGIT	SKAMANIA	SNOHOMISH	SPOKANE	STEVENS	THURSTON	WAHIAKUM	WALLA	WHATCOM	WHITMAN	YAKIMA		
ALABAMA	0	0	0	1	0	1	13	0	3	0	11	6	0	10	0	0	3	0	3	0	
ALASKA	4	0	0	4	2	2	36	2	3	1	17	25	8	12	0	5	9	1	5	0	
ARIZONA	5	1	2	2	5	2	63	1	10	0	47	47	1	32	0	3	23	4	11	1	
ARKANSAS	1	0	0	0	2	0	7	0	1	0	0	8	0	4	0	0	3	0	0	0	
CALIFORNIA	15	0	21	11	7	2	300	8	32	5	192	120	4	117	0	16	73	16	50	3	
COLORADO	6	2	1	1	1	1	53	0	8	0	41	18	1	24	0	3	13	2	4	3	
CONNECTICUT	0	0	0	0	0	0	5	0	0	0	4	4	0	4	0	0	1	0	0	1	
DELAWARE	0	0	0	0	0	0	2	0	0	0	2	0	0	1	0	0	1	0	0	0	
FLORIDA	3	1	1	0	1	2	67	0	5	0	47	33	1	24	0	4	13	5	5	1	
GEORGIA	2	0	1	0	0	0	51	0	2	0	24	7	0	4	0	1	4	0	1	0	
HAWAII	3	0	0	1	1	1	34	1	1	1	19	20	2	14	0	0	3	1	4	0	
IDAHO	3	5	1	4	0	6	27	0	9	0	27	148	6	16	0	8	12	21	14	0	
ILLINOIS	0	0	1	1	1	0	44	0	5	0	23	11	0	15	0	0	11	1	2	1	
INDIANA	1	0	0	2	0	0	14	0	1	0	7	4	1	5	0	1	5	2	1	0	
IOWA	1	0	1	0	0	0	8	0	4	0	6	5	2	0	0	1	1	1	2	0	
KANSAS	1	0	0	0	0	0	16	0	0	0	12	0	0	6	0	0	2	0	2	0	
KENTUCKY	0	0	0	0	0	0	21	0	0	0	8	4	0	4	0	0	0	0	2	0	
LOUISIANA	1	0	1	1	0	0	13	0	0	0	1	10	4	4	0	0	1	0	1	0	
MAINE	0	0	0	0	0	0	3	0	0	0	5	1	0	1	0	0	0	1	0	0	
MARYLAND	1	0	1	0	1	0	17	0	1	0	14	6	0	5	0	4	3	0	0	1	
MASSACHUSETTS	1	0	0	0	0	0	9	0	0	0	8	4	1	6	0	0	3	0	1	0	
MICHIGAN	2	0	3	0	0	0	23	0	4	0	15	9	0	9	0	1	7	0	2	1	
MINNESOTA	2	0	0	0	0	0	8	0	3	0	13	10	0	2	0	3	6	1	1	0	
MISSISSIPPI	0	0	1	0	0	0	10	0	0	1	6	6	1	0	1	0	0	0	1	0	
MISSOURI	3	1	1	0	1	1	33	1	3	0	17	5	1	5	0	2	5	1	3	0	
MONTANA	3	0	2	0	1	1	18	0	1	0	18	48	5	6	0	10	9	2	11	0	
NEBRASKA	1	0	0	0	0	0	11	0	1	1	7	3	0	5	0	0	2	1	7	0	
NEVADA	4	2	0	0	2	0	47	1	4	2	31	26	1	18	0	1	9	0	5	2	
NEW HAMPSHIRE	0	0	0	1	0	0	5	0	0	0	0	0	0	0	0	0	0	0	0	0	
NEW JERSEY	1	0	0	0	0	0	18	0	0	0	13	1	0	4	0	0	2	1	2	0	
NEW MEXICO	2	1	1	0	0	0	5	0	2	0	8	16	2	14	0	0	4	0	2	0	
NEW YORK	1	0	2	0	0	0	36	0	1	0	24	5	0	18	0	1	8	0	2	0	
NORTH CAROLINA	0	2	1	0	0	0	43	0	1	0	7	10	4	11	0	0	9	0	7	0	
NORTH DAKOTA	2	3	2	0	0	2	8	0	1	0	3	6	1	0	0	1	3	0	1	0	
OHIO	2	0	0	1	0	0	13	2	0	2	9	7	0	9	0	1	3	1	1	0	
OKLAHOMA	1	0	1	1	0	0	15	1	0	0	14	2	0	4	1	1	1	0	2	0	
OREGON	28	1	10	3	20	0	89	8	14	7	72	63	10	46	0	36	30	6	35	2	
PENNSYLVANIA	0	0	0	0	0	0	20	0	1	1	21	11	0	12	0	2	4	2	0	1	
RHODE ISLAND	0	0	0	0	0	0	2	0	0	0	0	3	0	1	0	0	0	0	0	0	
SOUTH CAROLINA	1	0	0	0	0	0	18	0	1	0	8	8	1	5	0	0	2	0	0	0	
SOUTH DAKOTA	0	0	1	0	0	0	2	1	0	0	4	7	0	1	0	0	0	1	2	0	
TENNESSEE	0	0	0	0	0	1	19	0	2	0	9	8	1	8	0	1	5	0	1	1	
TEXAS	7	1	2	2	2	2	141	0	13	0	66	34	6	49	0	3	27	3	12	0	
UTAH	2	0	1	1	2	0	31	1	4	1	16	23	2	10	0	2	6	1	5	1	
VERMONT	1	0	0	0	1	0	1	0	0	0	1	1	0	2	0	0	1	0	1	0	
VIRGINIA	6	0	1	0	0	1	29	0	2	0	10	9	0	17	0	1	2	2	3	0	
WASHINGTON	0	0	0	0	0	0	0	0	0	0	0	0	0	0	0	0	0	0	0	0	
WEST VIRGINIA	1	0	0	0	0	0	0	0	0	0	2	1	0	0	0	0	1	0	0	0	
WISCONSIN	0	0	2	0	0	0	11	1	3	0	20	9	0	8	0	1	6	0	2	0	
WYOMING	0	1	3	0	0	0	7	0	0	0	4	10	2	3	0	1	4	1	4	0	
WASHINGTON D.C.	0	0	0	0	0	0	2	0	0	0	1	0	0	0	0	0	0	0	0	0	
ARGENTINA	0	0	0	0	0	0	0	0	0	0	0	0	0	0	0	0	0	0	0	0	
BELIZE (BRIT HONDU)	0	0	0	0	0	0	0	0	0	0	0	0	0	0	0	0	0	0	0	0	
BOLIVIA	0	0	0	0	0	0	0	0	0	0	0	0	0	0	0	0	0	0	0	0	
BRAZIL	0	0	0	0	0	0	0	0	0	0	1	0	0	0	0	0	0	1	0	0	
CHILE	0	0	0	0	0	0	0	0	0	0	1	0	0	0	0	0	0	0	0	0	



**February 2015 Totals by Location Moved From, and By County Moved To**

FROM / TO	PEND					SAN					WALLA									
	LEWIS	LINCOLN	MASON	OKANAGON	PACIFIC	OREILLE	PIERCE	JUAN	SKAGIT	SKAMANIA	SNOHOMISH	SPOKANE	STEVENS	THURSTON	WAHIAKUM	WALLA	WHATCOM	WHITMAN	YAKIMA	UNKNOWN
CANAL ZONE	0	0	0	0	0	0	0	0	0	0	0	0	0	0	0	0	0	0	0	0
COLUMBIA	0	0	0	0	0	0	0	0	0	0	2	0	0	0	0	0	0	2	0	0
COSTA RICA	0	0	0	0	0	0	0	0	0	0	0	0	0	0	0	0	0	0	0	0
EL SALVADOR	0	0	1	0	0	0	1	0	1	0	1	0	0	1	0	0	0	0	0	0
EQUADOR	0	0	0	0	0	0	1	0	0	0	0	0	0	0	0	0	0	0	0	0
GUYANA	0	0	0	0	0	0	0	0	0	0	0	0	0	0	0	0	0	0	0	0
NICARAGUA	0	0	0	0	0	0	0	0	0	0	0	0	0	0	0	0	0	0	0	0
PANAMA	0	0	0	0	0	0	0	0	0	0	0	0	0	0	0	0	0	0	0	0
PERU	0	0	0	0	0	0	0	0	0	0	0	0	0	0	0	0	0	0	0	0
PARAGUAY	0	0	0	0	0	0	0	0	0	0	0	0	0	0	0	0	0	0	0	0
SURINAM	0	0	0	0	0	0	0	0	0	0	0	0	0	0	0	0	0	0	0	0
TRINIDAD	0	0	0	0	0	0	0	0	0	0	0	0	0	0	0	0	0	0	0	0
UPPER VOLTA	0	0	0	0	0	0	0	0	0	0	0	0	0	0	0	0	0	0	0	0
URUGUAY	0	0	0	0	0	0	0	0	0	0	0	0	0	0	0	0	0	0	0	0
VENEZUELA	0	0	0	0	0	0	0	0	0	0	2	0	0	0	0	0	0	0	0	0
ALGERIA	0	0	0	0	0	0	0	0	0	0	0	0	0	0	0	0	0	0	0	0
ANGOLA	0	0	0	0	0	0	0	0	0	0	0	0	0	0	0	0	0	0	0	0
CAMERON	0	0	0	0	0	0	0	0	0	0	0	0	0	0	0	0	0	0	0	0
CHAD	0	0	0	0	0	0	0	0	0	0	0	0	0	0	0	0	0	0	0	0
CONGO	0	0	0	0	0	0	0	0	0	0	0	0	0	0	0	0	0	0	0	0
C. AFRICAN REP.	0	0	0	0	0	0	0	0	0	0	0	0	0	0	0	0	0	0	0	0
BOTSWANA	0	0	0	0	0	0	0	0	0	0	0	0	0	0	0	0	0	0	0	0
BURUNDI	0	0	0	0	0	0	0	0	0	0	0	0	0	0	0	0	0	0	0	0
DAHOMEY	0	0	0	0	0	0	0	0	0	0	0	0	0	0	0	0	0	0	0	0
EQ. GUINEA	0	0	0	0	0	0	0	0	0	0	0	0	0	0	0	0	0	0	0	0
EGYPT	0	0	0	0	0	0	0	0	0	0	0	0	0	0	0	0	0	0	0	0
ETHIOPIA	0	0	0	0	0	0	0	0	0	0	0	0	0	0	0	0	0	0	0	0
GABON	0	0	0	0	0	0	0	0	0	0	0	0	0	0	0	0	0	0	0	0
GAMBIA	0	0	0	0	0	0	0	0	0	0	1	0	0	0	0	0	0	0	0	0
GHANA	0	0	0	0	0	0	0	0	0	0	0	0	0	0	0	0	0	0	0	0
GUINEA	0	0	0	0	0	0	0	0	0	0	0	0	0	0	0	0	0	0	0	0
IVORY COAST	0	0	0	0	0	0	0	0	0	0	0	0	0	0	0	0	0	0	0	0
KENYA	0	0	0	0	0	0	0	0	0	0	0	0	0	0	0	0	0	0	0	0
LIBYA	0	0	0	0	0	0	0	0	0	0	0	0	0	0	0	0	0	0	0	0
LIBERIA	0	0	0	0	0	0	0	0	0	0	0	0	0	0	0	0	0	0	0	0
MALAWI	0	0	0	0	0	0	0	0	0	0	0	0	0	0	0	0	0	0	0	0
MALAGASY	0	0	0	0	0	0	0	0	0	0	2	0	0	0	0	0	0	0	0	0
MORROCCO	0	0	0	0	0	0	0	0	0	0	0	0	0	0	0	0	0	0	0	0
MAURITANIA	0	0	0	0	0	0	0	0	0	0	0	0	0	0	0	0	0	0	0	0
MALI	0	0	0	0	0	0	0	0	0	0	0	0	0	0	0	0	0	0	0	0
NIGER	0	0	0	0	0	0	0	0	0	0	0	0	0	0	0	0	0	0	0	0
NIGERIA	0	0	0	0	0	0	0	0	0	0	0	0	0	0	0	0	0	0	0	0
RHODESIA	0	0	0	0	0	0	0	0	0	0	0	0	0	0	0	0	0	0	0	0
RWANDA	0	0	0	0	0	0	0	0	0	0	0	0	0	0	0	0	0	0	0	0
SOUTH AFRICA	0	0	0	0	0	0	1	0	0	0	0	0	0	0	0	0	0	0	0	0
SOUTH WEST AFRICA	0	0	0	0	0	0	0	0	0	0	0	0	0	0	0	0	0	0	0	0
SIERRA LEONE	0	0	0	0	0	0	0	0	0	0	0	0	0	0	0	0	0	0	0	0
SWAZILAND	0	0	0	0	0	0	0	0	0	0	0	0	0	0	0	0	0	0	0	0
SENEGAL	0	0	0	0	0	0	0	0	0	0	0	0	0	0	0	0	0	0	0	0
SOMALI REPUBLIC	0	0	0	0	0	0	0	0	0	0	0	0	0	0	0	0	0	0	0	0
SUDAN	0	0	0	0	0	0	0	0	0	0	0	0	0	0	0	0	0	0	0	0
TOGO	0	0	0	0	0	0	0	0	0	0	0	0	0	0	0	0	0	0	0	0
TUNISIA	0	0	0	0	0	0	0	0	0	0	0	0	0	0	0	0	0	0	0	0
TANZANIA	0	0	0	0	0	0	0	0	0	0	0	0	0	0	0	0	0	0	0	0
UGANDA	0	0	0	0	0	0	0	0	0	0	0	0	0	0	0	0	0	0	0	0
ZAIRE	0	0	0	0	0	0	0	0	0	0	0	0	0	0	0	0	0	0	0	0
AFGHANISTAN	0	0	0	0	0	0	0	0	0	0	0	0	0	0	0	0	0	0	0	0
BANGLADESH	0	0	0	0	0	0	0	0	0	0	0	0	0	0	0	0	0	0	0	0

**February 2015 Totals by Location Moved From, and By County Moved To**

FROM / TO	PEND					SAN					WALLA									
	LEWIS	LINCOLN	MASON	OKANAGON	PACIFIC	OREILLE	PIERCE	JUAN	SKAGIT	SKAMANIA	SNOHOMISH	SPOKANE	STEVENS	THURSTON	WAHIAKUM	WALLA	WHATCOM	WHITMAN	YAKIMA	UNKNOWN
BHUTAN	0	0	0	0	0	0	0	0	0	0	0	0	0	0	0	0	0	0	0	0
BURMA	0	0	0	0	0	0	0	0	0	0	0	0	0	0	0	0	0	0	0	0
BAHRAIN	0	0	0	0	0	0	0	0	0	0	0	0	0	0	0	0	0	0	0	0
CEYLON (SRI LANKA)	0	0	0	0	0	0	0	0	0	0	0	0	0	0	0	0	0	0	0	0
CHINA	0	0	0	0	0	0	0	0	0	1	0	0	0	0	0	0	0	5	0	0
CAMBODIA	0	0	0	0	0	0	0	0	0	0	0	0	0	0	0	0	0	0	0	0
CYPRUS	0	0	0	0	0	0	0	0	0	0	0	0	0	0	0	0	0	0	0	0
JORDAN	0	0	0	0	0	0	0	0	0	0	0	0	0	0	0	0	0	0	0	0
JAPAN	0	0	0	0	0	0	0	0	0	2	0	0	0	0	0	0	0	0	0	0
KUWAIT	0	0	0	0	0	0	0	0	0	0	0	0	0	0	0	0	1	0	0	0
IRAN	0	0	0	0	0	0	0	0	0	0	0	0	0	0	0	0	0	0	0	0
ISRAEL	0	0	0	0	0	0	0	0	0	0	0	0	0	0	0	0	0	0	0	0
INDIA	0	0	0	0	0	0	1	0	0	1	0	0	0	0	0	0	0	0	0	0
IRAQ	0	0	0	0	0	0	0	0	0	0	0	0	0	0	0	0	0	0	0	0
INDONESIA	0	0	0	0	0	0	0	0	0	2	0	0	0	0	0	0	0	0	0	0
KOREA	0	0	0	0	0	0	11	0	0	8	0	1	1	0	0	0	6	0	0	0
LAOS	0	0	0	0	0	0	0	0	0	0	0	0	0	0	0	0	0	0	0	0
LEBANON	0	0	0	0	0	0	0	0	0	0	0	0	0	0	0	0	0	0	0	0
MALAYSIA	0	0	0	0	0	0	0	0	0	0	0	0	0	0	0	0	0	0	0	0
MONGOLIA	0	0	0	0	0	0	0	0	0	0	0	0	0	0	0	0	0	0	0	0
NEPAL	0	0	0	0	0	0	0	0	0	0	0	0	0	0	0	0	0	0	0	0
OMAN	0	0	0	0	0	0	0	0	0	0	0	0	0	0	0	0	0	0	0	0
PAKISTAN	0	0	0	0	0	0	0	0	0	0	0	0	0	0	0	0	0	0	0	0
QATAR	0	0	0	0	0	0	0	0	0	0	0	0	0	0	0	0	0	0	0	0
SIKKIM	0	0	0	0	0	0	0	0	0	0	0	0	0	0	0	0	0	0	0	0
SYRIA	0	0	0	0	0	0	0	0	0	0	0	0	0	0	0	0	0	0	0	0
SAUDI ARABIA	0	0	0	0	0	0	0	0	0	2	0	0	0	0	0	0	0	0	0	0
SINGAPORE	0	0	0	0	0	0	0	0	0	0	0	0	0	0	0	0	0	0	0	0
TAIWAN	0	0	0	0	0	0	3	0	0	1	0	0	0	0	0	0	1	0	0	0
THAILAND	0	0	0	0	0	0	0	0	0	0	0	0	0	0	0	0	0	0	0	0
TURKEY	0	0	0	0	0	0	0	0	0	0	0	0	0	0	0	0	0	0	0	0
USSR	0	0	0	0	0	0	0	0	0	0	0	0	0	0	0	0	0	0	0	0
UNITED ARAB EMIRATE	0	0	0	0	0	0	0	0	0	0	0	0	0	0	0	0	0	0	0	0
VIETNAM	0	0	0	0	0	0	0	0	0	0	0	0	0	0	0	0	0	0	0	0
YEMEN	0	0	0	0	0	0	0	0	0	0	0	0	0	0	0	0	0	0	0	0
AUSTRIA	0	0	0	0	0	0	0	0	0	0	0	0	0	0	0	0	0	0	0	0
BULGARIA	0	0	0	0	0	0	0	0	0	0	0	0	0	0	0	0	0	0	0	0
BELGIUM	0	0	0	0	0	0	0	0	0	0	0	0	0	0	0	0	0	0	0	0
DENMARK	0	0	0	0	0	0	0	0	0	0	0	0	0	0	0	0	0	0	0	0
ENGLAND	0	0	0	0	0	0	0	0	0	0	0	0	0	0	0	0	0	0	0	0
FRANCE	0	0	0	0	0	0	0	0	0	1	0	0	0	0	0	0	0	0	0	0
FINLAND	0	0	0	0	0	0	0	0	0	0	0	0	0	0	0	0	0	0	0	0
CZECHOSLAVAKIA	0	0	0	0	0	0	0	0	0	0	0	0	0	0	0	0	0	0	0	0
GREECE	0	0	0	0	0	0	0	0	0	0	0	0	0	0	0	0	0	0	0	0
GERMANY	0	0	1	0	0	0	3	0	0	2	0	0	1	0	0	0	0	0	0	0
IRELAND	0	0	0	0	0	0	0	0	0	0	0	0	0	0	0	0	0	0	0	0
ITALY	0	0	0	0	0	0	0	0	0	0	0	0	0	0	0	0	0	0	0	0
HUNGARY	0	0	0	0	0	0	0	0	0	0	0	0	0	0	0	0	0	0	0	0
LUXEMBOURG	0	0	0	0	0	0	0	0	0	0	0	0	0	0	0	0	0	0	0	0
NETHERLANDS	0	0	0	0	0	0	0	0	0	0	0	0	0	0	0	0	0	0	0	0
NORWAY	0	0	0	0	0	0	0	0	0	0	0	0	0	0	0	0	0	0	0	0
POLAND	0	0	0	0	0	0	0	0	0	0	0	0	0	0	0	0	0	0	0	0
SPAIN	0	0	0	0	0	0	0	0	0	0	0	0	0	0	0	0	0	0	0	0
SWITZERLAND	0	0	0	0	0	0	0	0	0	0	0	0	0	0	0	0	0	0	0	0
SWEDEN	0	0	0	0	0	0	0	0	0	0	0	0	0	0	0	0	0	0	0	0
ROMANIA	0	0	0	0	0	1	1	0	0	0	0	0	0	0	0	0	0	0	0	0
YUGOSLAVIA	0	0	0	0	0	0	0	0	0	0	0	0	0	0	0	0	0	0	0	0
ALBANIA	0	0	0	0	0	0	0	0	0	0	0	0	0	0	0	0	0	0	0	0

**February 2015 Totals by Location Moved From, and By County Moved To**

FROM / TO	PEND					SAN					WALLA									
	LEWIS	LINCOLN	MASON	OKANAGON	PACIFIC	OREILLE	PIERCE	JUAN	SKAGIT	SKAMANIA	SNOHOMISH	SPOKANE	STEVENS	THURSTON	WAHIAKUM	WALLA	WHATCOM	WHITMAN	YAKIMA	UNKNOWN
ANDORRA	0	0	0	0	0	0	0	0	0	0	0	0	0	0	0	0	0	0	0	0
AMERICAN SAMOA	0	0	0	0	0	0	8	0	0	0	0	0	0	1	0	0	0	0	0	0
BORNEO	0	0	0	0	0	0	0	0	0	0	0	0	0	0	0	0	0	0	0	0
CUBA	0	0	0	0	0	0	0	0	0	0	0	0	0	0	0	0	0	0	0	0
BERMUDA	0	0	0	0	0	0	0	0	0	0	0	0	0	0	0	0	0	0	0	0
DOMINICAN REPUBLIC	0	0	0	0	0	0	0	0	0	0	0	0	0	0	0	0	0	0	0	0
FIJI	0	0	0	0	0	0	0	0	0	0	0	0	0	0	0	0	0	0	0	0
GUAM	0	0	0	0	0	0	23	0	0	0	2	1	0	4	0	0	0	0	0	0
HAITI	0	0	0	0	0	0	0	0	0	0	0	0	0	0	0	0	0	0	0	0
JAMAICA	0	0	0	0	0	0	0	0	0	0	1	0	0	0	0	0	0	0	0	0
NEW ZEALAND	0	0	0	0	0	0	0	0	0	0	0	0	0	0	0	0	0	0	0	0
PORTUGAL	0	0	0	0	0	0	0	0	0	0	0	0	0	0	0	0	0	0	0	0
PHILIPPINES	0	0	0	0	0	0	1	0	0	0	2	0	0	0	0	0	0	0	1	0
PUERTO RICO	1	0	0	0	0	0	11	0	0	0	4	0	0	4	0	0	0	0	0	0
TAHITI	0	0	0	0	0	0	0	0	0	0	0	0	0	0	0	0	0	0	0	0
TONGA	0	0	0	0	0	0	0	0	0	0	0	0	0	0	0	0	0	0	0	0
VIRGIN ISLANDS	0	0	0	0	0	0	0	0	0	0	0	0	0	0	0	0	0	0	0	0
WEST SAMOA	0	0	0	0	0	0	0	0	0	0	0	0	0	0	0	0	0	0	0	0
AUSTRALIA	0	0	0	0	0	0	0	0	1	0	1	0	0	1	0	0	0	0	0	0
ANTARTICA	0	0	0	0	0	0	0	0	0	0	0	0	0	0	0	0	0	0	0	0
ICELAND	0	0	0	0	0	0	0	0	0	0	0	0	0	0	0	0	0	0	0	0
GREENLAND	0	0	0	0	0	0	0	0	0	0	0	0	0	0	0	0	0	0	0	0
MEXICO	0	0	0	1	0	0	1	0	1	0	4	0	0	0	0	0	0	0	4	0
ALBERTA	0	0	0	0	0	0	0	0	0	0	1	1	0	0	0	0	0	0	0	0
BRITISH COLUMBIA	0	0	0	0	0	0	4	0	0	0	10	1	0	2	0	1	8	0	0	2
MANITOBA	0	0	0	0	0	0	0	0	0	0	0	0	0	0	0	0	0	0	0	0
NEW BRUNSWICK	0	0	0	0	0	0	0	0	0	0	0	0	0	0	0	0	0	0	0	0
NEWFOUNDLAND	0	0	0	0	0	0	0	0	0	0	0	0	0	0	0	0	0	0	0	0
NOVA SCOTIA	0	0	0	0	0	0	0	0	0	0	0	0	0	1	0	0	0	0	0	0
ONTARIO	0	0	0	0	0	0	0	0	0	0	0	0	1	0	0	0	1	1	0	0
PRINCE EDWARD IS.	0	0	0	0	0	0	0	0	0	0	0	0	0	0	0	0	0	0	0	0
QUEBEC	0	0	0	0	0	0	0	0	0	0	1	0	0	0	0	0	0	0	0	0
SASKATCHEWAN	0	0	0	0	0	0	0	0	0	0	0	0	0	0	0	0	0	0	0	0
NORTHWEST TERRITORY	0	0	0	0	0	0	0	0	0	0	0	0	0	0	0	0	0	0	0	0
YUKON TERRITORY	0	0	0	0	0	0	0	0	0	0	0	0	0	0	0	0	0	0	0	0
UNKNOWN	2	1	0	0	0	0	5	1	1	0	11	3	0	0	0	0	1	0	0	0
<b>** TOTAL **</b>	<b>121</b>	<b>22</b>	<b>67</b>	<b>38</b>	<b>50</b>	<b>26</b>	<b>1543</b>	<b>29</b>	<b>150</b>	<b>22</b>	<b>999</b>	<b>830</b>	<b>70</b>	<b>591</b>	<b>2</b>	<b>115</b>	<b>350</b>	<b>94</b>	<b>226</b>	<b>21</b>