



STATE OF WASHINGTON
DEPARTMENT OF LICENSING

PO Box 9020 Olympia, Washington 98507-9020

April 3, 2015

Washington State Drivers Report for March 2015

The monthly report provides a summary of Washington drivers' license (WDL) in-migration activity. During the month of March (four weeks from February 28, 2015 to March 28, 2015), a total of 13,512 out-of-state drivers obtained a Washington driver license. This is 2,927 fewer than the 16,439 who obtained licenses in March of 2014 (five weeks from February 22, 2014 to March 29, 2014). However, the weekly average for the month of March 2015 compared with the same month a year ago increased by 2.7 percent. For the 12 months ending March 2015, 177,810 out-of-state drivers obtained a Washington driver license, an increase over the same period a year ago by nearly 13 percent.

The table below depicts WDL migration into Washington State featuring states that have historically been the top five in-migration states. Also depicted in the table below is a 12-month moving sum to provide an annual trend. The graphs on page 2 show the 12-month moving sum of drivers moving into Washington, the percent change from a year ago, and the top five in-migration states.

	Mar 2015			Year Ending Mar 2015		
	2014	2015	% Change	2014	2015	% Change
Total Drivers In	16,439	13,512	-17.8	157,479	177,810	12.9
Weekly Average	3,288	3,378	2.7	3,028	3,419	12.9
California	3,068	2,593	-15.5	28,934	33,447	15.6
Oregon	2,227	1,651	-25.9	18,696	20,942	12.0
Texas	1,016	801	-21.2	9,160	10,122	10.5
Arizona	720	629	-12.6	6,918	7,891	14.1
Idaho	640	563	-12.0	6,015	7,006	16.5

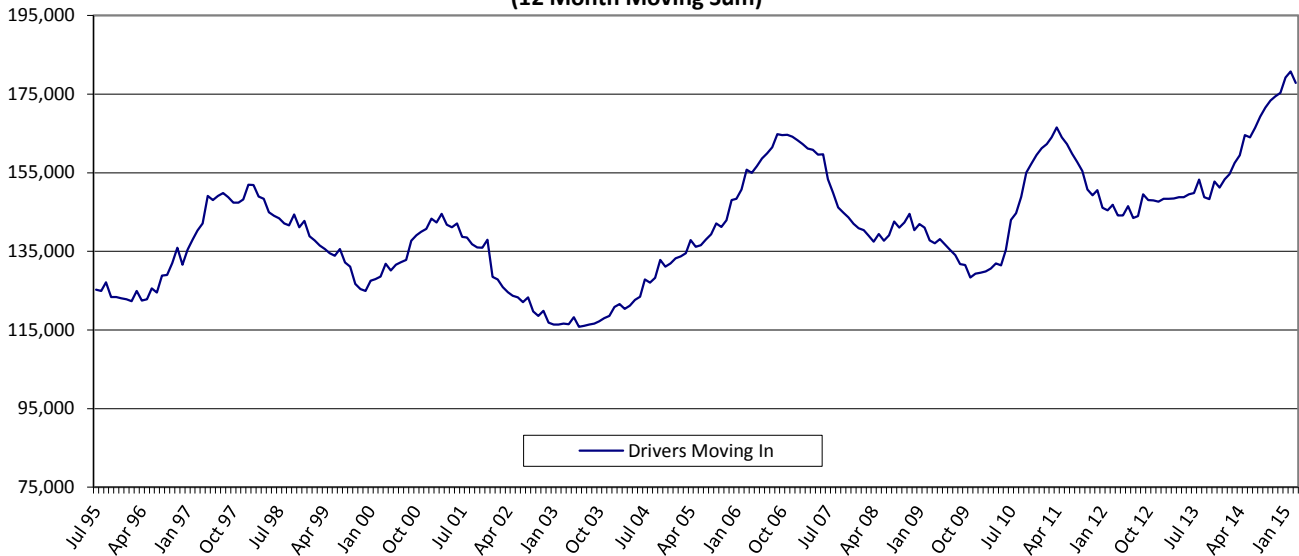
The table on page 3 has the current month driver in-migration by state along with the same month a year ago showing the year-over-year (YOY) change as well as the percent change by state. The monthly detail report of driver migration totals by location moved from and by county moved to begins on pages 4.

The WDL Reports are available online at <http://www.dol.wa.gov/about/driversreports.html>.

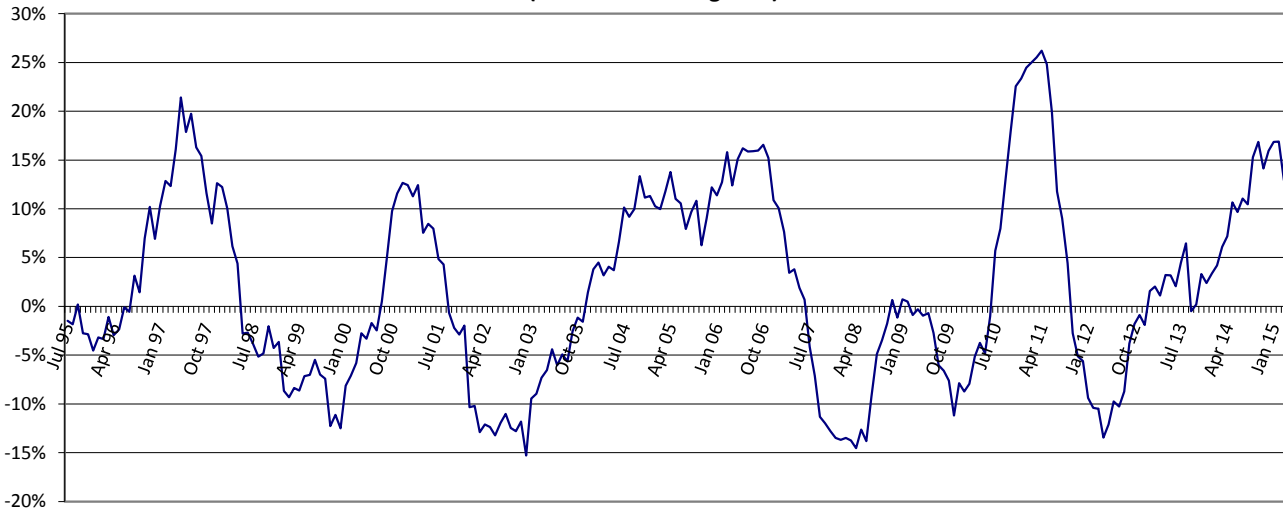
Alice Vogel, Tax Policy Specialist
Department of Licensing
Forecasting Office
Highways and Licensing Building
Olympia, WA 98507-48018

Skip a trip – go online www.dol.wa.gov

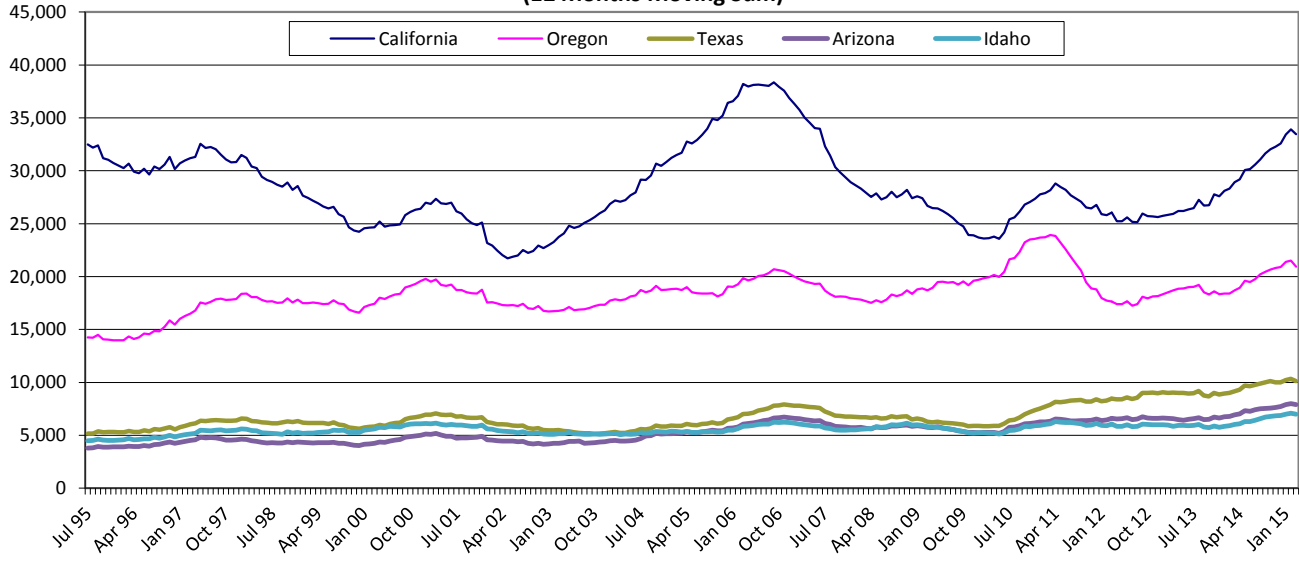
**Washington State Driver's Licenses
(12 Month Moving Sum)**



**% Change Year Ago
(12 Month Moving Sum)**



**Top Five In-Migration States
(12 Months Moving Sum)**



Driver In-Migration By State

Month: **March**

State	2015	2014	YOY Change	% Change
ALABAMA	90	91	-1	-1.1%
ALASKA	271	334	-63	-18.9%
ARIZONA	629	720	-91	-12.6%
ARKANSAS	83	102	-19	-18.6%
CALIFORNIA	2,593	3,068	-475	-15.5%
COLORADO	367	488	-121	-24.8%
CONNECTICUT	51	67	-16	-23.9%
DELAWARE	23	25	-2	-8.0%
FLORIDA	516	605	-89	-14.7%
GEORGIA	222	313	-91	-29.1%
HAWAII	220	299	-79	-26.4%
IDAHO	563	640	-77	-12.0%
ILLINOIS	268	325	-57	-17.5%
INDIANA	98	117	-19	-16.2%
IOWA	90	74	16	21.6%
KANSAS	91	152	-61	-40.1%
KENTUCKY	94	81	13	16.0%
LOUISIANA	100	101	-1	-1.0%
MAINE	31	40	-9	-22.5%
MARYLAND	115	141	-26	-18.4%
MASSACHUSETTS	129	126	3	2.4%
MICHIGAN	194	212	-18	-8.5%
MINNESOTA	190	208	-18	-8.7%
MISSISSIPPI	46	51	-5	-9.8%
MISSOURI	181	188	-7	-3.7%
MONTANA	266	275	-9	-3.3%
NEBRASKA	65	90	-25	-27.8%
NEVADA	339	408	-69	-16.9%
NEW HAMPSHIRE	32	27	5	18.5%
NEW JERSEY	131	158	-27	-17.1%
NEW MEXICO	117	164	-47	-28.7%
NEW YORK	290	337	-47	-13.9%
NORTH CAROLINA	203	230	-27	-11.7%
NORTH DAKOTA	67	69	-2	-2.9%
OHIO	171	240	-69	-28.8%
OKLAHOMA	96	142	-46	-32.4%
OREGON	1,651	2,227	-576	-25.9%
PENNSYLVANIA	176	253	-77	-30.4%
RHODE ISLAND	19	16	3	18.8%
SOUTH CAROLINA	115	103	12	11.7%
SOUTH DAKOTA	32	59	-27	-45.8%
TENNESSEE	146	142	4	2.8%
TEXAS	801	1,016	-215	-21.2%
UTAH	271	400	-129	-32.3%
VERMONT	22	22	0	0.0%
VIRGINIA	204	269	-65	-24.2%
WASHINGTON	0	0	0	0.0%
WEST VIRGINIA	13	25	-12	-48.0%
WISCONSIN	142	191	-49	-25.7%
WYOMING	66	64	2	3.1%
WASH. DC	21	20	1	5.0%
OUTSIDE U.S.	801	924	-123	-13.3%
TOTAL	13,512	16,439	(2,927)	-17.8%

March 2015 Totals by Location Moved From, and By County Moved To

FROM / TO	TOTAL	GRAYS																			
		ADAMS	ASOTIN	BENTON	CHELAN	CLALLAM	CLARK	COLUMBIA	COWLITZ	DOUGLAS	FERRY	FRANKLIN	GARFIELD	GRANT	HARBOR	ISLAND	JEFFERSON	KING	KITSAP	KITTITAS	KLCKITAT
ALABAMA	90	0	0	6	0	0	5	0	1	0	0	2	0	0	0	1	0	24	2	1	1
ALASKA	271	0	0	6	4	6	26	0	5	0	0	0	1	3	2	3	3	53	10	3	3
ARIZONA	629	1	3	14	5	11	56	2	9	3	0	5	0	8	5	6	0	208	23	3	0
ARKANSAS	83	0	0	2	1	1	8	0	2	0	0	1	0	1	0	3	0	22	2	0	0
CALIFORNIA	2593	0	3	50	18	43	185	0	31	9	2	19	0	14	18	58	19	982	138	13	9
COLORADO	367	0	1	7	8	2	21	0	3	1	0	3	0	2	3	3	4	135	18	2	2
CONNECTICUT	51	0	0	1	1	0	0	0	0	0	0	0	0	0	0	2	0	27	7	0	0
DELAWARE	23	0	0	2	0	0	2	0	1	0	0	0	0	0	0	1	0	10	2	0	0
FLORIDA	516	0	0	7	3	5	25	0	2	0	0	2	0	7	1	14	1	214	26	2	1
GEORGIA	222	2	0	5	3	2	13	0	1	1	0	2	0	1	1	4	0	85	14	1	1
HAWAII	220	0	0	4	2	1	15	0	1	0	0	0	0	2	0	3	2	74	9	0	1
IDAHO	563	0	38	26	5	9	37	1	6	1	0	8	0	6	3	4	1	73	14	7	3
ILLINOIS	268	0	0	2	1	2	11	0	0	0	0	1	0	1	1	2	1	137	22	2	0
INDIANA	98	0	0	2	1	0	7	0	0	0	0	0	0	0	1	3	0	35	7	0	0
IOWA	90	1	0	3	0	0	10	0	1	1	0	0	0	3	0	1	1	31	6	0	0
KANSAS	91	0	1	1	0	0	6	0	1	0	1	1	0	0	0	1	0	29	4	0	0
KENTUCKY	94	0	1	1	1	0	3	0	0	0	0	0	0	2	0	0	1	29	5	0	0
LOUISIANA	100	0	0	2	1	1	3	0	1	0	0	0	0	3	0	4	0	32	6	1	0
MAINE	31	1	0	0	0	3	0	0	0	1	0	0	0	0	2	0	1	6	1	0	0
MARYLAND	115	0	0	2	0	0	3	0	0	0	1	0	0	0	0	5	0	56	8	0	1
MASSACHUSETTS	129	0	0	2	0	0	2	0	0	0	0	0	0	0	0	0	0	81	5	0	0
MICHIGAN	194	0	0	1	0	1	16	0	0	0	0	3	0	0	2	1	2	84	9	0	0
MINNESOTA	190	0	1	3	0	3	7	0	4	0	0	0	0	3	0	1	1	84	10	0	1
MISSISSIPPI	46	0	0	1	0	0	4	0	0	0	0	0	0	0	0	1	1	9	6	1	0
MISSOURI	181	0	0	2	1	3	19	0	3	0	0	0	0	1	2	5	0	67	4	0	0
MONTANA	266	3	1	8	4	6	14	1	4	1	1	2	0	3	2	2	0	47	10	0	5
NEBRASKA	65	0	0	3	1	0	1	0	1	0	0	0	0	1	1	1	0	29	3	0	0
NEVADA	339	1	0	22	3	9	36	0	3	1	0	1	0	4	5	11	1	85	21	0	2
NEW HAMPSHIRE	32	0	0	2	0	0	1	0	0	0	0	0	0	0	0	2	1	13	2	1	0
NEW JERSEY	131	0	0	2	1	0	5	0	0	0	0	1	0	0	3	3	0	65	9	0	0
NEW MEXICO	117	0	0	3	1	3	10	0	1	0	0	0	0	1	0	2	3	44	1	1	0
NEW YORK	290	0	0	4	0	0	11	0	0	0	0	0	0	1	2	7	1	171	6	1	0
NORTH CAROLINA	203	0	0	4	0	0	10	1	0	2	0	1	0	0	1	5	1	90	8	1	0
NORTH DAKOTA	67	0	0	3	0	1	6	0	2	2	1	0	0	1	0	0	1	12	4	0	0
OHIO	171	0	0	0	0	1	8	0	0	0	0	2	0	0	2	2	1	79	9	0	0
OKLAHOMA	96	0	1	1	0	0	4	0	2	1	0	0	0	0	1	0	0	36	2	0	2
OREGON	1651	0	2	47	8	10	704	0	66	4	4	20	0	14	11	12	9	235	29	5	33
PENNSYLVANIA	176	0	0	5	1	0	9	0	0	0	0	1	0	1	2	3	2	83	9	1	1
RHODE ISLAND	19	0	0	2	0	0	1	0	0	0	0	0	0	0	0	0	0	9	2	0	0
SOUTH CAROLINA	115	0	1	5	2	4	4	0	1	0	0	0	0	1	0	4	0	44	11	0	0
SOUTH DAKOTA	32	0	0	0	1	4	5	0	1	0	0	0	0	1	1	0	1	6	0	0	0
TENNESSEE	146	0	0	2	0	0	4	0	0	1	0	0	0	0	0	2	0	54	12	0	0
TEXAS	801	3	0	17	3	5	42	0	7	1	0	8	0	11	6	9	4	301	40	2	2
UTAH	271	1	1	10	1	7	25	0	0	1	0	2	0	3	3	2	0	77	14	1	0
VERMONT	22	0	0	0	0	0	1	0	0	0	0	0	0	0	0	1	0	12	1	0	0
VIRGINIA	204	0	1	2	1	3	8	0	2	0	0	0	0	0	1	7	0	88	16	0	0
WASHINGTON	0	0	0	0	0	0	0	0	0	0	0	0	0	0	0	0	0	0	0	0	0
WEST VIRGINIA	13	0	0	1	0	0	1	0	0	0	0	0	0	0	0	1	0	1	1	0	0
WISCONSIN	142	0	0	1	0	0	7	0	0	0	0	2	0	2	0	10	0	53	12	0	0
WYOMING	66	0	0	2	1	3	7	0	1	0	1	0	0	2	1	1	0	16	2	0	0
WASHINGTON D.C.	21	0	0	0	0	0	1	0	0	0	0	0	0	0	0	0	0	17	0	1	0
ARGENTINA	4	0	0	0	0	0	0	0	0	0	0	0	0	0	0	0	0	3	0	0	0
BELIZE (BRIT HONDU)	0	0	0	0	0	0	0	0	0	0	0	0	0	0	0	0	0	0	0	0	0
BOLIVIA	0	0	0	0	0	0	0	0	0	0	0	0	0	0	0	0	0	0	0	0	0
BRAZIL	10	0	0	0	0	0	1	0	0	0	0	0	0	0	0	0	0	6	1	0	0
CHILE	1	0	0	0	0	0	0	0	0	0	0	0	0	0	0	0	0	1	0	0	0

March 2015 Totals by Location Moved From, and By County Moved To

FROM / TO	TOTAL	GRAYS																			
		ADAMS	ASOTIN	BENTON	CHELAN	CLALLAM	CLARK	COLUMBIA	COWLITZ	DOUGLAS	FERRY	FRANKLIN	GARFIELD	GRANT	HARBOR	ISLAND	JEFFERSON	KING	KITSAP	KITTITAS	KLCKITAT
CANAL ZONE	0	0	0	0	0	0	0	0	0	0	0	0	0	0	0	0	0	0	0	0	0
COLUMBIA	6	0	0	1	0	0	0	0	0	0	0	1	0	0	0	0	0	3	0	0	0
COSTA RICA	0	0	0	0	0	0	0	0	0	0	0	0	0	0	0	0	0	0	0	0	0
EL SALVADOR	9	0	0	1	0	0	0	0	0	0	0	0	0	0	1	0	0	5	0	0	0
EQUADOR	1	0	0	0	0	0	0	0	0	0	0	0	0	0	0	0	0	1	0	0	0
GUYANA	0	0	0	0	0	0	0	0	0	0	0	0	0	0	0	0	0	0	0	0	0
NICARAGUA	0	0	0	0	0	0	0	0	0	0	0	0	0	0	0	0	0	0	0	0	0
PANAMA	1	0	0	0	0	0	1	0	0	0	0	0	0	0	0	0	0	0	0	0	0
PERU	2	0	0	0	0	0	0	0	0	0	0	0	0	0	0	0	0	2	0	0	0
PARAGUAY	0	0	0	0	0	0	0	0	0	0	0	0	0	0	0	0	0	0	0	0	0
SURINAM	0	0	0	0	0	0	0	0	0	0	0	0	0	0	0	0	0	0	0	0	0
TRINIDAD	0	0	0	0	0	0	0	0	0	0	0	0	0	0	0	0	0	0	0	0	0
UPPER VOLTA	0	0	0	0	0	0	0	0	0	0	0	0	0	0	0	0	0	0	0	0	0
URUGUAY	1	0	0	0	0	0	0	0	0	0	0	0	0	0	0	0	0	1	0	0	0
VENEZUELA	0	0	0	0	0	0	0	0	0	0	0	0	0	0	0	0	0	0	0	0	0
ALGERIA	0	0	0	0	0	0	0	0	0	0	0	0	0	0	0	0	0	0	0	0	0
ANGOLA	0	0	0	0	0	0	0	0	0	0	0	0	0	0	0	0	0	0	0	0	0
CAMERON	0	0	0	0	0	0	0	0	0	0	0	0	0	0	0	0	0	0	0	0	0
CHAD	0	0	0	0	0	0	0	0	0	0	0	0	0	0	0	0	0	0	0	0	0
CONGO	1	0	0	0	0	0	0	0	0	0	0	0	0	0	0	0	0	0	0	0	0
C. AFRICAN REP.	0	0	0	0	0	0	0	0	0	0	0	0	0	0	0	0	0	0	0	0	0
BOTSWANA	0	0	0	0	0	0	0	0	0	0	0	0	0	0	0	0	0	0	0	0	0
BURUNDI	0	0	0	0	0	0	0	0	0	0	0	0	0	0	0	0	0	0	0	0	0
DAHOMAY	0	0	0	0	0	0	0	0	0	0	0	0	0	0	0	0	0	0	0	0	0
EQ. GUINEA	0	0	0	0	0	0	0	0	0	0	0	0	0	0	0	0	0	0	0	0	0
EGYPT	0	0	0	0	0	0	0	0	0	0	0	0	0	0	0	0	0	0	0	0	0
ETHIOPIA	0	0	0	0	0	0	0	0	0	0	0	0	0	0	0	0	0	0	0	0	0
GABON	0	0	0	0	0	0	0	0	0	0	0	0	0	0	0	0	0	0	0	0	0
GAMBIA	1	0	0	0	0	0	0	0	0	0	0	0	0	0	0	0	0	0	0	0	0
GHANA	0	0	0	0	0	0	0	0	0	0	0	0	0	0	0	0	0	0	0	0	0
GUINEA	0	0	0	0	0	0	0	0	0	0	0	0	0	0	0	0	0	0	0	0	0
IVORY COAST	0	0	0	0	0	0	0	0	0	0	0	0	0	0	0	0	0	0	0	0	0
KENYA	1	0	0	0	0	0	0	0	0	0	0	0	0	0	0	0	0	1	0	0	0
LIBYA	0	0	0	0	0	0	0	0	0	0	0	0	0	0	0	0	0	0	0	0	0
LIBERIA	0	0	0	0	0	0	0	0	0	0	0	0	0	0	0	0	0	0	0	0	0
MALAWI	0	0	0	0	0	0	0	0	0	0	0	0	0	0	0	0	0	0	0	0	0
MALAGASY	1	0	0	0	0	0	0	0	0	0	0	0	0	0	0	0	0	1	0	0	0
MORROCCO	0	0	0	0	0	0	0	0	0	0	0	0	0	0	0	0	0	0	0	0	0
MAURITANIA	0	0	0	0	0	0	0	0	0	0	0	0	0	0	0	0	0	0	0	0	0
MALI	0	0	0	0	0	0	0	0	0	0	0	0	0	0	0	0	0	0	0	0	0
NIGER	0	0	0	0	0	0	0	0	0	0	0	0	0	0	0	0	0	0	0	0	0
NIGERIA	1	0	0	0	0	0	0	0	0	0	0	0	0	0	0	0	0	0	0	0	0
RHODESIA	0	0	0	0	0	0	0	0	0	0	0	0	0	0	0	0	0	0	0	0	0
RWANDA	0	0	0	0	0	0	0	0	0	0	0	0	0	0	0	0	0	0	0	0	0
SOUTH AFRICA	3	0	0	0	0	0	0	0	0	0	0	0	0	0	0	0	0	3	0	0	0
SOUTH WEST AFRICA	0	0	0	0	0	0	0	0	0	0	0	0	0	0	0	0	0	0	0	0	0
SIERRA LEONE	0	0	0	0	0	0	0	0	0	0	0	0	0	0	0	0	0	0	0	0	0
SWAZILAND	1	0	0	0	0	0	0	0	0	0	0	0	0	0	0	0	0	0	0	0	0
SENEGAL	0	0	0	0	0	0	0	0	0	0	0	0	0	0	0	0	0	0	0	0	0
SOMALI REPUBLIC	0	0	0	0	0	0	0	0	0	0	0	0	0	0	0	0	0	0	0	0	0
SUDAN	0	0	0	0	0	0	0	0	0	0	0	0	0	0	0	0	0	0	0	0	0
TOGO	0	0	0	0	0	0	0	0	0	0	0	0	0	0	0	0	0	0	0	0	0
TUNISIA	0	0	0	0	0	0	0	0	0	0	0	0	0	0	0	0	0	0	0	0	0
TANZANIA	0	0	0	0	0	0	0	0	0	0	0	0	0	0	0	0	0	0	0	0	0
UGANDA	0	0	0	0	0	0	0	0	0	0	0	0	0	0	0	0	0	0	0	0	0
ZAIRE	0	0	0	0	0	0	0	0	0	0	0	0	0	0	0	0	0	0	0	0	0
AFGHANISTAN	0	0	0	0	0	0	0	0	0	0	0	0	0	0	0	0	0	0	0	0	0
BANGLADESH	0	0	0	0	0	0	0	0	0	0	0	0	0	0	0	0	0	0	0	0	0

March 2015 Totals by Location Moved From, and By County Moved To

FROM / TO	TOTAL	GRAYS																			
		ADAMS	ASOTIN	BENTON	CHELAN	CLALLAM	CLARK	COLUMBIA	COWLITZ	DOUGLAS	FERRY	FRANKLIN	GARFIELD	GRANT	HARBOR	ISLAND	JEFFERSON	KING	KITSAP	KITTITAS	KLCKITAT
BHUTAN	0	0	0	0	0	0	0	0	0	0	0	0	0	0	0	0	0	0	0	0	0
BURMA	0	0	0	0	0	0	0	0	0	0	0	0	0	0	0	0	0	0	0	0	0
BAHRAIN	0	0	0	0	0	0	0	0	0	0	0	0	0	0	0	0	0	0	0	0	0
CEYLON (SRI LANKA)	0	0	0	0	0	0	0	0	0	0	0	0	0	0	0	0	0	0	0	0	0
CHINA	35	0	0	0	0	0	0	0	0	0	0	0	0	0	0	0	0	32	0	0	0
CAMBODIA	1	0	0	0	0	0	0	0	0	0	0	0	0	0	0	0	0	0	0	0	0
CYPRUS	0	0	0	0	0	0	0	0	0	0	0	0	0	0	0	0	0	0	0	0	0
JORDAN	1	0	0	0	0	0	0	0	0	0	0	0	0	0	0	0	0	0	0	0	0
JAPAN	12	0	0	0	0	0	2	0	0	0	0	0	0	0	0	0	0	9	0	0	0
KUWAIT	0	0	0	0	0	0	0	0	0	0	0	0	0	0	0	0	0	0	0	0	0
IRAN	1	0	0	0	0	0	0	0	0	0	0	0	0	0	0	0	0	1	0	0	0
ISRAEL	0	0	0	0	0	0	0	0	0	0	0	0	0	0	0	0	0	0	0	0	0
INDIA	121	0	0	0	0	0	0	0	0	0	0	0	0	0	0	0	0	108	1	0	0
IRAQ	0	0	0	0	0	0	0	0	0	0	0	0	0	0	0	0	0	0	0	0	0
INDONESIA	4	0	0	0	0	0	0	0	0	0	0	0	0	0	0	0	0	4	0	0	0
KOREA	93	0	0	0	0	0	1	0	0	0	0	0	0	0	3	0	0	62	0	2	0
LAOS	0	0	0	0	0	0	0	0	0	0	0	0	0	0	0	0	0	0	0	0	0
LEBANON	0	0	0	0	0	0	0	0	0	0	0	0	0	0	0	0	0	0	0	0	0
MALAYSIA	3	0	0	0	0	0	0	0	0	0	0	0	0	0	0	0	0	2	0	0	0
MONGOLIA	3	0	0	0	0	0	0	0	0	0	0	0	0	0	0	0	0	0	0	0	1
NEPAL	0	0	0	0	0	0	0	0	0	0	0	0	0	0	0	0	0	0	0	0	0
OMAN	1	0	0	0	0	0	0	0	0	0	0	0	0	0	0	0	0	0	0	0	0
PAKISTAN	1	0	0	0	0	0	0	0	0	0	0	0	0	0	0	0	0	1	0	0	0
QATAR	0	0	0	0	0	0	0	0	0	0	0	0	0	0	0	0	0	0	0	0	0
SIKKIM	0	0	0	0	0	0	0	0	0	0	0	0	0	0	0	0	0	0	0	0	0
SYRIA	0	0	0	0	0	0	0	0	0	0	0	0	0	0	0	0	0	0	0	0	0
SAUDI ARABIA	11	0	0	0	0	0	0	0	0	0	0	0	0	0	0	0	0	7	0	0	0
SINGAPORE	1	0	0	0	0	0	0	0	0	0	0	0	0	0	0	0	0	1	0	0	0
TAIWAN	39	0	0	0	0	0	3	0	0	0	0	0	0	0	0	0	0	30	0	0	0
THAILAND	4	0	0	0	0	0	0	0	0	0	0	0	0	0	0	0	0	4	0	0	0
TURKEY	0	0	0	0	0	0	0	0	0	0	0	0	0	0	0	0	0	0	0	0	0
USSR	11	0	0	0	0	0	1	0	0	0	0	0	0	0	0	0	0	9	0	0	0
UNITED ARAB EMIRATE	2	0	0	0	0	0	0	0	0	0	0	0	0	0	0	0	0	1	0	0	0
VIETNAM	0	0	0	0	0	0	0	0	0	0	0	0	0	0	0	0	0	0	0	0	0
YEMEN	0	0	0	0	0	0	0	0	0	0	0	0	0	0	0	0	0	0	0	0	0
AUSTRIA	2	0	0	0	0	0	0	0	0	0	0	0	0	0	0	0	0	2	0	0	0
BULGARIA	2	0	0	0	0	0	0	0	0	0	0	0	0	0	0	0	0	2	0	0	0
BELGIUM	1	0	0	0	0	0	0	0	0	0	0	0	0	0	0	0	0	1	0	0	0
DENMARK	1	0	0	0	0	0	0	0	0	0	0	0	0	0	0	0	0	1	0	0	0
ENGLAND	13	0	0	2	0	0	0	0	0	0	0	0	0	0	0	0	0	9	0	0	0
FRANCE	7	0	0	0	0	0	0	0	0	0	0	0	1	0	0	0	0	6	0	0	0
FINLAND	4	0	0	0	0	0	0	0	0	0	0	0	0	0	0	0	0	4	0	0	0
CZECHOSLAVAKIA	0	0	0	0	0	0	0	0	0	0	0	0	0	0	0	0	0	0	0	0	0
GREECE	0	0	0	0	0	0	0	0	0	0	0	0	0	0	0	0	0	0	0	0	0
GERMANY	29	0	0	0	0	0	0	0	0	0	0	0	0	0	1	0	0	20	1	0	0
IRELAND	3	0	0	0	0	0	0	0	0	0	0	0	0	0	0	0	0	2	0	0	0
ITALY	4	0	0	0	0	0	0	0	0	0	0	0	0	0	0	0	0	4	0	0	0
HUNGARY	1	0	0	0	0	0	0	0	0	0	0	0	0	0	0	0	0	1	0	0	0
LUXEMBOURG	0	0	0	0	0	0	0	0	0	0	0	0	0	0	0	0	0	0	0	0	0
NETHERLANDS	4	0	0	0	0	0	0	0	0	0	0	0	0	0	0	0	0	4	0	0	0
NORWAY	0	0	0	0	0	0	0	0	0	0	0	0	0	0	0	0	0	0	0	0	0
POLAND	2	0	0	0	0	0	0	0	0	0	0	0	0	0	0	0	0	2	0	0	0
SPAIN	3	0	0	0	0	0	0	0	0	0	0	0	0	0	0	0	0	2	0	0	0
SWITZERLAND	2	0	0	0	0	0	0	0	0	0	0	0	0	0	0	0	0	2	0	0	0
SWEDEN	2	0	0	0	0	0	0	0	0	0	0	0	0	0	0	0	0	2	0	0	0
ROMANIA	6	0	0	0	0	0	0	0	0	0	0	0	0	0	0	0	0	5	0	0	0
YUGOSLAVIA	1	0	0	0	0	0	0	0	0	0	0	0	0	0	0	0	0	1	0	0	0
ALBANIA	0	0	0	0	0	0	0	0	0	0	0	0	0	0	0	0	0	0	0	0	0

March 2015 Totals by Location Moved From, and By County Moved To

FROM / TO	TOTAL	GRAYS																			
		ADAMS	ASOTIN	BENTON	CHELAN	CLALLAM	CLARK	COLUMBIA	COWLITZ	DOUGLAS	FERRY	FRANKLIN	GARFIELD	GRANT	HARBOR	ISLAND	JEFFERSON	KING	KITSAP	KITTITAS	KLCKITAT
ANDORRA	0	0	0	0	0	0	0	0	0	0	0	0	0	0	0	0	0	0	0	0	0
AMERICAN SAMOA	21	0	0	0	0	0	3	0	0	0	0	0	0	0	0	0	0	12	0	0	0
BORNEO	0	0	0	0	0	0	0	0	0	0	0	0	0	0	0	0	0	0	0	0	0
CUBA	0	0	0	0	0	0	0	0	0	0	0	0	0	0	0	0	0	0	0	0	0
BERMUDA	0	0	0	0	0	0	0	0	0	0	0	0	0	0	0	0	0	0	0	0	0
DOMINICAN REPUBLIC	0	0	0	0	0	0	0	0	0	0	0	0	0	0	0	0	0	0	0	0	0
FIJI	0	0	0	0	0	0	0	0	0	0	0	0	0	0	0	0	0	0	0	0	0
GUAM	41	0	0	0	0	0	4	0	1	0	0	0	0	0	0	0	15	6	0	0	0
HAITI	0	0	0	0	0	0	0	0	0	0	0	0	0	0	0	0	0	0	0	0	0
JAMAICA	2	0	0	0	0	0	0	0	0	0	0	0	0	0	0	0	0	0	0	0	0
NEW ZEALAND	0	0	0	0	0	0	0	0	0	0	0	0	0	0	0	0	0	0	0	0	0
PORTUGAL	0	0	0	0	0	0	0	0	0	0	0	0	0	0	0	0	0	0	0	0	0
PHILIPPINES	9	0	0	0	0	0	0	0	0	0	0	0	0	0	0	0	1	1	0	0	0
PUERTO RICO	15	0	0	0	0	0	0	0	0	0	0	0	0	0	0	0	5	0	0	0	0
TAHITI	0	0	0	0	0	0	0	0	0	0	0	0	0	0	0	0	0	0	0	0	0
TONGA	0	0	0	0	0	0	0	0	0	0	0	0	0	0	0	0	0	0	0	0	0
VIRGIN ISLANDS	1	0	0	0	0	0	1	0	0	0	0	0	0	0	0	0	0	0	0	0	0
WEST SAMOA	0	0	0	0	0	0	0	0	0	0	0	0	0	0	0	0	0	0	0	0	0
AUSTRALIA	16	0	0	0	0	0	0	0	0	0	0	0	0	0	0	0	16	0	0	0	0
ANTARTICA	0	0	0	0	0	0	0	0	0	0	0	0	0	0	0	0	0	0	0	0	0
ICELAND	0	0	0	0	0	0	0	0	0	0	0	0	0	0	0	0	0	0	0	0	0
GREENLAND	0	0	0	0	0	0	0	0	0	0	0	0	0	0	0	0	0	0	0	0	0
MEXICO	37	0	0	2	0	0	6	0	0	0	0	1	0	5	0	0	1	10	1	0	0
ALBERTA	12	0	0	0	0	0	0	0	0	0	0	0	0	0	0	0	4	0	1	0	0
BRITISH COLUMBIA	63	0	0	0	0	0	0	0	0	0	1	0	0	0	1	1	42	0	0	1	1
MANITOBA	0	0	0	0	0	0	0	0	0	0	0	0	0	0	0	0	0	0	0	0	0
NEW BRUNSWICK	0	0	0	0	0	0	0	0	0	0	0	0	0	0	0	0	0	0	0	0	0
NEWFOUNDLAND	0	0	0	0	0	0	0	0	0	0	0	0	0	0	0	0	0	0	0	0	0
NOVA SCOTIA	0	0	0	0	0	0	0	0	0	0	0	0	0	0	0	0	0	0	0	0	0
ONTARIO	32	0	0	0	0	0	0	0	0	0	0	0	0	0	0	0	28	0	0	0	0
PRINCE EDWARD IS.	0	0	0	0	0	0	0	0	0	0	0	0	0	0	0	0	0	0	0	0	0
QUEBEC	7	0	0	0	0	0	0	0	0	0	0	0	0	0	0	0	7	0	0	0	0
SASKATCHEWAN	1	0	0	0	0	0	0	0	0	0	0	0	0	0	0	0	0	0	0	0	0
NORTHWEST TERRITORY	0	0	0	0	0	0	0	0	0	0	0	0	0	0	0	0	0	0	0	0	0
YUKON TERRITORY	0	0	0	0	0	0	0	0	0	0	0	0	0	0	0	0	0	0	0	0	0
UNKNOWN	69	1	0	4	0	0	2	0	0	0	0	0	1	0	0	0	36	3	0	0	0
** TOTAL **	13512	14	55	308	83	149	1434	5	164	31	11	90	1	110	87	215	65	4798	596	53	70

March 2015 Totals by Location Moved From, and By County Moved To

FROM / TO	LEWIS	LINCOLN	MASON	OKANAGON	PACIFIC	PEND		SAN			SNOHOMISH	SPOKANE	STEVENS	THURSTON	WALLA			WHITMAN	YAKIMA	UNKNOWN	
						OREILLE	PIERCE	JUAN	SKAGIT	SKAMANIA					WALLA	WHATCOM	WHITMAN				
ALABAMA	0	0	0	0	0	0	1	17	0	4	0	4	3	0	10	0	1	2	0	5	0
ALASKA	7	0	4	0	3	4	4	43	0	5	0	17	20	2	16	0	2	15	2	2	1
ARIZONA	4	0	0	1	4	1	77	0	10	0	51	46	1	36	0	4	19	2	11	0	
ARKANSAS	3	0	0	1	0	1	11	0	1	0	7	6	0	2	0	0	3	0	5	0	
CALIFORNIA	22	1	17	6	9	4	258	11	36	4	211	136	11	113	0	10	70	10	49	4	
COLORADO	2	4	3	3	0	4	45	1	3	1	20	26	2	15	0	2	15	2	3	1	
CONNECTICUT	1	0	0	0	0	0	4	0	0	0	2	2	0	3	0	0	1	0	0	0	
DELAWARE	0	0	0	0	0	0	2	0	0	0	0	0	0	2	0	0	1	0	0	0	
FLORIDA	2	0	3	0	2	0	74	1	10	0	37	20	2	21	0	3	21	2	6	2	
GEORGIA	2	0	2	2	0	0	35	0	2	0	13	11	0	6	0	0	8	0	3	2	
HAWAII	3	0	2	0	0	0	38	1	3	2	19	10	0	16	0	2	6	2	1	1	
IDAHO	2	1	5	2	2	6	32	0	8	0	35	140	5	20	1	9	12	25	16	0	
ILLINOIS	1	0	0	0	0	0	34	1	2	0	17	15	1	5	0	1	4	0	3	1	
INDIANA	0	0	2	1	1	0	18	0	0	0	4	4	0	8	0	0	4	0	0	0	
IOWA	0	0	2	1	0	0	10	1	0	0	6	5	0	2	0	1	4	0	0	0	
KANSAS	0	0	0	0	0	0	22	0	0	0	8	2	1	4	0	1	2	2	4	0	
KENTUCKY	1	0	2	0	0	0	20	0	1	0	8	5	0	12	1	1	0	0	0	0	
LOUISIANA	2	0	0	0	0	0	23	0	0	0	7	1	0	7	0	0	2	3	0	1	
MAINE	0	0	1	0	0	0	5	0	0	0	6	3	0	1	0	0	0	0	0	0	
MARYLAND	0	0	0	0	0	0	11	2	1	0	6	4	0	8	0	0	7	0	0	0	
MASSACHUSETTS	0	0	0	1	0	0	12	0	0	0	10	2	0	7	0	0	4	1	1	1	
MICHIGAN	0	0	1	1	0	0	26	0	6	0	14	8	2	7	0	2	4	1	3	0	
MINNESOTA	3	0	1	0	0	0	17	1	4	1	13	10	0	14	0	0	2	1	4	1	
MISSISSIPPI	1	0	0	0	1	0	7	0	1	0	2	6	0	3	1	1	0	0	0	0	
MISSOURI	3	0	5	1	0	0	25	0	3	1	13	8	1	5	0	3	3	0	2	1	
MONTANA	4	2	1	5	2	3	25	1	4	0	27	47	3	7	0	4	8	1	8	0	
NEBRASKA	1	0	0	0	0	0	7	0	2	0	4	5	0	0	0	0	3	1	1	0	
NEVADA	2	0	2	0	0	2	42	3	7	0	28	24	1	6	0	3	7	2	5	0	
NEW HAMPSHIRE	4	0	0	0	0	0	2	0	1	0	0	1	0	2	0	0	0	0	0	0	
NEW JERSEY	0	0	1	0	0	0	18	0	0	0	8	4	0	6	0	0	1	2	2	0	
NEW MEXICO	0	0	3	3	0	0	14	1	2	0	8	7	0	5	0	2	1	1	0	0	
NEW YORK	0	0	0	0	0	0	34	0	1	0	21	8	0	12	0	1	5	2	2	0	
NORTH CAROLINA	0	1	1	1	1	0	26	1	1	0	15	6	0	14	0	3	5	2	2	0	
NORTH DAKOTA	1	1	1	0	0	0	3	0	0	0	4	12	1	3	0	0	5	1	2	0	
OHIO	0	0	2	1	2	0	22	2	3	0	16	11	0	3	0	0	4	1	0	0	
OKLAHOMA	1	0	0	0	0	0	15	1	2	0	12	6	0	5	0	0	1	0	3	0	
OREGON	20	1	11	4	21	3	102	1	16	5	53	49	3	50	1	33	21	4	39	1	
PENNSYLVANIA	0	0	1	0	0	0	20	0	2	0	13	7	0	9	0	0	2	2	2	0	
RHODE ISLAND	0	0	0	0	0	0	0	1	1	0	1	0	0	1	0	0	0	1	0	0	
SOUTH CAROLINA	1	0	0	0	0	0	23	0	0	0	6	4	0	2	0	0	2	0	0	0	
SOUTH DAKOTA	1	0	0	0	0	0	2	0	2	0	3	3	0	1	0	0	0	0	0	0	
TENNESSEE	0	0	2	0	0	0	34	0	3	0	12	2	0	11	0	5	1	0	1	0	
TEXAS	5	1	4	5	1	1	115	1	10	0	65	38	2	46	2	6	22	2	14	0	
UTAH	5	0	5	0	0	0	28	0	2	0	28	27	0	9	0	1	11	1	6	0	
VERMONT	0	0	0	0	1	0	2	0	1	0	1	0	0	2	0	0	0	0	0	0	
VIRGINIA	3	0	0	0	1	0	30	0	2	0	12	5	0	13	0	0	4	2	2	1	
WASHINGTON	0	0	0	0	0	0	0	0	0	0	0	0	0	0	0	0	0	0	0	0	
WEST VIRGINIA	0	0	0	0	0	0	2	0	0	0	3	0	0	0	0	1	1	1	0	0	
WISCONSIN	0	0	0	0	0	0	22	0	0	0	13	6	1	2	0	0	9	1	1	0	
WYOMING	0	0	0	0	0	0	6	0	1	0	1	9	3	2	0	0	2	0	5	0	
WASHINGTON D.C.	0	0	0	0	0	0	1	0	0	0	0	1	0	0	0	0	0	0	0	0	
ARGENTINA	0	0	0	0	0	0	0	0	0	0	0	0	0	0	0	0	0	1	0	0	
BELIZE (BRIT HONDU)	0	0	0	0	0	0	0	0	0	0	0	0	0	0	0	0	0	0	0	0	
BOLIVIA	0	0	0	0	0	0	0	0	0	0	0	0	0	0	0	0	0	0	0	0	
BRAZIL	0	0	0	0	0	0	0	0	0	0	1	1	0	0	0	0	0	0	0	0	
CHILE	0	0	0	0	0	0	0	0	0	0	0	0	0	0	0	0	0	0	0	0	

March 2015 Totals by Location Moved From, and By County Moved To

FROM / TO	LEWIS	LINCOLN	MASON	OKANAGON	PACIFIC	PEND OREILLE	PIERCE	SAN JUAN	SKAGIT	SKAMANIA	SNOHOMISH	SPOKANE	STEVENS	THURSTON	WAHIAKUM	WALLA WALLA	WHATCOM	WHITMAN	YAKIMA	UNKNOWN
CANAL ZONE	0	0	0	0	0	0	0	0	0	0	0	0	0	0	0	0	0	0	0	0
COLUMBIA	0	0	0	0	0	0	1	0	0	0	0	0	0	0	0	0	0	0	0	0
COSTA RICA	0	0	0	0	0	0	0	0	0	0	0	0	0	0	0	0	0	0	0	0
EL SALVADOR	0	0	0	0	0	0	1	0	0	0	1	0	0	0	0	0	0	0	0	0
EQUADOR	0	0	0	0	0	0	0	0	0	0	0	0	0	0	0	0	0	0	0	0
GUYANA	0	0	0	0	0	0	0	0	0	0	0	0	0	0	0	0	0	0	0	0
NICARAGUA	0	0	0	0	0	0	0	0	0	0	0	0	0	0	0	0	0	0	0	0
PANAMA	0	0	0	0	0	0	0	0	0	0	0	0	0	0	0	0	0	0	0	0
PERU	0	0	0	0	0	0	0	0	0	0	0	0	0	0	0	0	0	0	0	0
PARAGUAY	0	0	0	0	0	0	0	0	0	0	0	0	0	0	0	0	0	0	0	0
SURINAM	0	0	0	0	0	0	0	0	0	0	0	0	0	0	0	0	0	0	0	0
TRINIDAD	0	0	0	0	0	0	0	0	0	0	0	0	0	0	0	0	0	0	0	0
UPPER VOLTA	0	0	0	0	0	0	0	0	0	0	0	0	0	0	0	0	0	0	0	0
URUGUAY	0	0	0	0	0	0	0	0	0	0	0	0	0	0	0	0	0	0	0	0
VENEZUELA	0	0	0	0	0	0	0	0	0	0	0	0	0	0	0	0	0	0	0	0
ALGERIA	0	0	0	0	0	0	0	0	0	0	0	0	0	0	0	0	0	0	0	0
ANGOLA	0	0	0	0	0	0	0	0	0	0	0	0	0	0	0	0	0	0	0	0
CAMERON	0	0	0	0	0	0	0	0	0	0	0	0	0	0	0	0	0	0	0	0
CHAD	0	0	0	0	0	0	0	0	0	0	0	0	0	0	0	0	0	0	0	0
CONGO	0	0	0	0	0	0	0	0	0	0	0	0	0	0	0	0	0	1	0	0
C. AFRICAN REP.	0	0	0	0	0	0	0	0	0	0	0	0	0	0	0	0	0	0	0	0
BOTSWANA	0	0	0	0	0	0	0	0	0	0	0	0	0	0	0	0	0	0	0	0
BURUNDI	0	0	0	0	0	0	0	0	0	0	0	0	0	0	0	0	0	0	0	0
DAHOMY	0	0	0	0	0	0	0	0	0	0	0	0	0	0	0	0	0	0	0	0
EQ. GUINEA	0	0	0	0	0	0	0	0	0	0	0	0	0	0	0	0	0	0	0	0
EGYPT	0	0	0	0	0	0	0	0	0	0	0	0	0	0	0	0	0	0	0	0
ETHIOPIA	0	0	0	0	0	0	0	0	0	0	0	0	0	0	0	0	0	0	0	0
GABON	0	0	0	0	0	0	0	0	0	0	0	0	0	0	0	0	0	0	0	0
GAMBIA	0	0	0	0	0	0	0	0	0	0	1	0	0	0	0	0	0	0	0	0
GHANA	0	0	0	0	0	0	0	0	0	0	0	0	0	0	0	0	0	0	0	0
GUINEA	0	0	0	0	0	0	0	0	0	0	0	0	0	0	0	0	0	0	0	0
IVORY COAST	0	0	0	0	0	0	0	0	0	0	0	0	0	0	0	0	0	0	0	0
KENYA	0	0	0	0	0	0	0	0	0	0	0	0	0	0	0	0	0	0	0	0
LIBYA	0	0	0	0	0	0	0	0	0	0	0	0	0	0	0	0	0	0	0	0
LIBERIA	0	0	0	0	0	0	0	0	0	0	0	0	0	0	0	0	0	0	0	0
MALAWI	0	0	0	0	0	0	0	0	0	0	0	0	0	0	0	0	0	0	0	0
MALAGASY	0	0	0	0	0	0	0	0	0	0	0	0	0	0	0	0	0	0	0	0
MORROCCO	0	0	0	0	0	0	0	0	0	0	0	0	0	0	0	0	0	0	0	0
MAURITANIA	0	0	0	0	0	0	0	0	0	0	0	0	0	0	0	0	0	0	0	0
MALI	0	0	0	0	0	0	0	0	0	0	0	0	0	0	0	0	0	0	0	0
NIGER	0	0	0	0	0	0	0	0	0	0	0	0	0	0	0	0	0	0	0	0
NIGERIA	0	0	0	0	0	0	0	0	0	0	1	0	0	0	0	0	0	0	0	0
RHODESIA	0	0	0	0	0	0	0	0	0	0	0	0	0	0	0	0	0	0	0	0
RWANDA	0	0	0	0	0	0	0	0	0	0	0	0	0	0	0	0	0	0	0	0
SOUTH AFRICA	0	0	0	0	0	0	0	0	0	0	0	0	0	0	0	0	0	0	0	0
SOUTH WEST AFRICA	0	0	0	0	0	0	0	0	0	0	0	0	0	0	0	0	0	0	0	0
SIERRA LEONE	0	0	0	0	0	0	0	0	0	0	0	0	0	0	0	0	0	0	0	0
SWAZILAND	0	0	0	0	0	0	0	0	0	0	1	0	0	0	0	0	0	0	0	0
SENEGAL	0	0	0	0	0	0	0	0	0	0	0	0	0	0	0	0	0	0	0	0
SOMALI REPUBLIC	0	0	0	0	0	0	0	0	0	0	0	0	0	0	0	0	0	0	0	0
SUDAN	0	0	0	0	0	0	0	0	0	0	0	0	0	0	0	0	0	0	0	0
TOGO	0	0	0	0	0	0	0	0	0	0	0	0	0	0	0	0	0	0	0	0
TUNISIA	0	0	0	0	0	0	0	0	0	0	0	0	0	0	0	0	0	0	0	0
TANZANIA	0	0	0	0	0	0	0	0	0	0	0	0	0	0	0	0	0	0	0	0
UGANDA	0	0	0	0	0	0	0	0	0	0	0	0	0	0	0	0	0	0	0	0
ZAIRE	0	0	0	0	0	0	0	0	0	0	0	0	0	0	0	0	0	0	0	0
AFGHANISTAN	0	0	0	0	0	0	0	0	0	0	0	0	0	0	0	0	0	0	0	0
BANGLADESH	0	0	0	0	0	0	0	0	0	0	0	0	0	0	0	0	0	0	0	0

March 2015 Totals by Location Moved From, and By County Moved To

FROM / TO	LEWIS	LINCOLN	MASON	OKANAGON	PACIFIC	PEND OREILLE	PIERCE	SAN JUAN	SKAGIT	SKAMANIA	SNOHOMISH	SPOKANE	STEVENS	THURSTON	WAHIAKUM	WALLA WALLA	WHATCOM	WHITMAN	YAKIMA	UNKNOWN
BHUTAN	0	0	0	0	0	0	0	0	0	0	0	0	0	0	0	0	0	0	0	0
BURMA	0	0	0	0	0	0	0	0	0	0	0	0	0	0	0	0	0	0	0	0
BAHRAIN	0	0	0	0	0	0	0	0	0	0	0	0	0	0	0	0	0	0	0	0
CEYLON (SRI LANKA)	0	0	0	0	0	0	0	0	0	0	0	0	0	0	0	0	0	0	0	0
CHINA	0	0	0	0	0	0	1	0	0	0	0	0	0	0	0	0	0	2	0	0
CAMBODIA	0	0	0	0	0	0	0	0	0	0	0	0	0	0	0	0	0	1	0	0
CYPRUS	0	0	0	0	0	0	0	0	0	0	0	0	0	0	0	0	0	0	0	0
JORDAN	0	0	0	0	0	0	0	0	0	0	1	0	0	0	0	0	0	0	0	0
JAPAN	0	0	0	0	0	0	0	0	0	0	1	0	0	0	0	0	0	0	0	0
KUWAIT	0	0	0	0	0	0	0	0	0	0	0	0	0	0	0	0	0	0	0	0
IRAN	0	0	0	0	0	0	0	0	0	0	0	0	0	0	0	0	0	0	0	0
ISRAEL	0	0	0	0	0	0	0	0	0	0	0	0	0	0	0	0	0	0	0	0
INDIA	0	0	2	0	0	0	4	0	0	0	5	0	0	1	0	0	0	0	0	0
IRAQ	0	0	0	0	0	0	0	0	0	0	0	0	0	0	0	0	0	0	0	0
INDONESIA	0	0	0	0	0	0	0	0	0	0	0	0	0	0	0	0	0	0	0	0
KOREA	0	0	0	0	0	0	9	0	0	0	12	1	0	2	0	0	0	1	0	0
LAOS	0	0	0	0	0	0	0	0	0	0	0	0	0	0	0	0	0	0	0	0
LEBANON	0	0	0	0	0	0	0	0	0	0	0	0	0	0	0	0	0	0	0	0
MALAYSIA	0	0	0	0	0	0	0	0	0	0	0	0	0	0	0	0	0	1	0	0
MONGOLIA	0	0	0	0	0	0	0	0	0	0	2	0	0	0	0	0	0	0	0	0
NEPAL	0	0	0	0	0	0	0	0	0	0	0	0	0	0	0	0	0	0	0	0
OMAN	0	0	0	0	0	0	0	0	0	0	0	0	0	0	0	0	0	1	0	0
PAKISTAN	0	0	0	0	0	0	0	0	0	0	0	0	0	0	0	0	0	0	0	0
QATAR	0	0	0	0	0	0	0	0	0	0	0	0	0	0	0	0	0	0	0	0
SIKKIM	0	0	0	0	0	0	0	0	0	0	0	0	0	0	0	0	0	0	0	0
SYRIA	0	0	0	0	0	0	0	0	0	0	0	0	0	0	0	0	0	0	0	0
SAUDI ARABIA	0	0	0	0	0	0	0	0	0	0	0	1	0	0	0	0	0	3	0	0
SINGAPORE	0	0	0	0	0	0	0	0	0	0	0	0	0	0	0	0	0	0	0	0
TAIWAN	0	0	0	0	0	0	3	0	0	0	2	0	0	0	0	0	0	1	0	0
THAILAND	0	0	0	0	0	0	0	0	0	0	0	0	0	0	0	0	0	0	0	0
TURKEY	0	0	0	0	0	0	0	0	0	0	0	0	0	0	0	0	0	0	0	0
USSR	0	0	0	0	0	0	0	0	0	0	0	0	0	0	0	0	0	1	0	0
UNITED ARAB EMIRATE	0	0	0	0	0	0	0	0	0	0	0	0	0	0	0	0	0	1	0	0
VIETNAM	0	0	0	0	0	0	0	0	0	0	0	0	0	0	0	0	0	0	0	0
YEMEN	0	0	0	0	0	0	0	0	0	0	0	0	0	0	0	0	0	0	0	0
AUSTRIA	0	0	0	0	0	0	0	0	0	0	0	0	0	0	0	0	0	0	0	0
BULGARIA	0	0	0	0	0	0	0	0	0	0	0	0	0	0	0	0	0	0	0	0
BELGIUM	0	0	0	0	0	0	0	0	0	0	0	0	0	0	0	0	0	0	0	0
DENMARK	0	0	0	0	0	0	0	0	0	0	0	0	0	0	0	0	0	0	0	0
ENGLAND	0	0	0	0	0	0	0	0	0	0	2	0	0	0	0	0	0	0	0	0
FRANCE	0	0	0	0	0	0	0	0	0	0	0	0	0	0	0	0	0	0	0	0
FINLAND	0	0	0	0	0	0	0	0	0	0	0	0	0	0	0	0	0	0	0	0
CZECHOSLAVAKIA	0	0	0	0	0	0	0	0	0	0	0	0	0	0	0	0	0	0	0	0
GREECE	0	0	0	0	0	0	0	0	0	0	0	0	0	0	0	0	0	0	0	0
GERMANY	0	0	0	0	0	0	3	0	0	0	2	0	0	1	0	0	0	0	1	0
IRELAND	0	0	0	0	0	0	0	0	0	0	0	0	0	0	0	0	0	0	1	0
ITALY	0	0	0	0	0	0	0	0	0	0	0	0	0	0	0	0	0	0	0	0
HUNGARY	0	0	0	0	0	0	0	0	0	0	0	0	0	0	0	0	0	0	0	0
LUXEMBOURG	0	0	0	0	0	0	0	0	0	0	0	0	0	0	0	0	0	0	0	0
NETHERLANDS	0	0	0	0	0	0	0	0	0	0	0	0	0	0	0	0	0	0	0	0
NORWAY	0	0	0	0	0	0	0	0	0	0	0	0	0	0	0	0	0	0	0	0
POLAND	0	0	0	0	0	0	0	0	0	0	0	0	0	0	0	0	0	0	0	0
SPAIN	0	0	0	0	0	0	0	0	0	0	1	0	0	0	0	0	0	0	0	0
SWITZERLAND	0	0	0	0	0	0	0	0	0	0	0	0	0	0	0	0	0	0	0	0
SWEDEN	0	0	0	0	0	0	0	0	0	0	0	0	0	0	0	0	0	0	0	0
ROMANIA	0	0	0	0	0	0	0	0	0	0	1	0	0	0	0	0	0	0	0	0
YUGOSLAVIA	0	0	0	0	0	0	0	0	0	0	0	0	0	0	0	0	0	0	0	0
ALBANIA	0	0	0	0	0	0	0	0	0	0	0	0	0	0	0	0	0	0	0	0

March 2015 Totals by Location Moved From, and By County Moved To

FROM / TO	PENDING																WALLA			
	LEWIS	LINCOLN	MASON	OKANAGON	PACIFIC	OREILLE	PIERCE	SAN JUAN	SKAGIT	SKAMANIA	SNOHOMISH	SPOKANE	STEVENS	THURSTON	WAHIAKUM	WALLA	WHATCOM	WHITMAN	YAKIMA	UNKNOWN
ANDORRA	0	0	0	0	0	0	0	0	0	0	0	0	0	0	0	0	0	0	0	0
AMERICAN SAMOA	0	0	0	0	0	0	5	0	0	0	0	0	0	0	0	1	0	0	0	0
BORNEO	0	0	0	0	0	0	0	0	0	0	0	0	0	0	0	0	0	0	0	0
CUBA	0	0	0	0	0	0	0	0	0	0	0	0	0	0	0	0	0	0	0	0
BERMUDA	0	0	0	0	0	0	0	0	0	0	0	0	0	0	0	0	0	0	0	0
DOMINICAN REPUBLIC	0	0	0	0	0	0	0	0	0	0	0	0	0	0	0	0	0	0	0	0
FIJI	0	0	0	0	0	0	0	0	0	0	0	0	0	0	0	0	0	0	0	0
GUAM	0	0	0	0	0	0	11	0	0	0	4	0	0	0	0	0	0	0	0	0
HAITI	0	0	0	0	0	0	0	0	0	0	0	0	0	0	0	0	0	0	0	0
JAMAICA	0	0	0	0	0	0	0	0	0	0	1	0	0	1	0	0	0	0	0	0
NEW ZEALAND	0	0	0	0	0	0	0	0	0	0	0	0	0	0	0	0	0	0	0	0
PORTUGAL	0	0	0	0	0	0	0	0	0	0	0	0	0	0	0	0	0	0	0	0
PHILIPPINES	0	0	0	0	0	0	1	0	0	0	5	0	0	0	0	0	1	0	0	0
PUERTO RICO	0	0	0	0	0	0	6	0	0	0	3	0	0	0	0	0	0	0	1	0
TAHITI	0	0	0	0	0	0	0	0	0	0	0	0	0	0	0	0	0	0	0	0
TONGA	0	0	0	0	0	0	0	0	0	0	0	0	0	0	0	0	0	0	0	0
VIRGIN ISLANDS	0	0	0	0	0	0	0	0	0	0	0	0	0	0	0	0	0	0	0	0
WEST SAMOA	0	0	0	0	0	0	0	0	0	0	0	0	0	0	0	0	0	0	0	0
AUSTRALIA	0	0	0	0	0	0	0	0	0	0	0	0	0	0	0	0	0	0	0	0
ANTARTICA	0	0	0	0	0	0	0	0	0	0	0	0	0	0	0	0	0	0	0	0
ICELAND	0	0	0	0	0	0	0	0	0	0	0	0	0	0	0	0	0	0	0	0
GREENLAND	0	0	0	0	0	0	0	0	0	0	0	0	0	0	0	0	0	0	0	0
MEXICO	0	0	0	0	0	0	3	0	1	1	0	1	0	0	0	0	0	1	4	0
ALBERTA	0	0	0	0	0	1	0	0	0	0	0	2	0	0	0	0	3	0	1	0
BRITISH COLUMBIA	0	1	0	0	0	0	1	0	1	0	2	1	1	2	0	0	8	0	0	0
MANITOBA	0	0	0	0	0	0	0	0	0	0	0	0	0	0	0	0	0	0	0	0
NEW BRUNSWICK	0	0	0	0	0	0	0	0	0	0	0	0	0	0	0	0	0	0	0	0
NEWFOUNDLAND	0	0	0	0	0	0	0	0	0	0	0	0	0	0	0	0	0	0	0	0
NOVA SCOTIA	0	0	0	0	0	0	0	0	0	0	0	0	0	0	0	0	0	0	0	0
ONTARIO	0	0	0	0	0	0	1	0	0	0	1	1	0	1	0	0	0	0	0	0
PRINCE EDWARD IS.	0	0	0	0	0	0	0	0	0	0	0	0	0	0	0	0	0	0	0	0
QUEBEC	0	0	0	0	0	0	0	0	0	0	0	0	0	0	0	0	0	0	0	0
SASKATCHEWAN	0	0	0	0	0	0	0	0	1	0	0	0	0	0	0	0	0	0	0	0
NORTHWEST TERRITORY	0	0	0	0	0	0	0	0	0	0	0	0	0	0	0	0	0	0	0	0
YUKON TERRITORY	0	0	0	0	0	0	0	0	0	0	0	0	0	0	0	0	0	0	0	0
UNKNOWN	0	0	0	0	0	0	5	0	2	0	9	1	1	2	0	1	0	1	0	0
** TOTAL **	107	13	86	39	51	31	1516	31	168	15	943	784	44	564	6	104	336	96	221	18