STATE OF WASHINGTON
DEPARTMENT OF LICENSING
PO Box 9020 • Olympia, Washington 98507-9020

October 12, 2020

Washington State Drivers Report for September 2020

The monthly report provides a summary of Washington drivers' license (WDL) in-migration activity. There was a major driver licensing system change effective September 2018 and the following improvements were made to this report:

- Reporting covers the true calendar month from September 2018 forward. Previously, the month reported was the sum of the weeks through the last Saturday of the month.
- Data cleaning/reclassification may have some impact to the report counts. Caution is advised when comparing the new and old reports.

During the month of September, 13,885 out-of-state drivers obtained a Washington driver license. There were 15,726 out-of-state drivers who obtained licenses in September of 2019. Licensing office operations have been limited since around mid-March in accordance with Governor Inslee's Stay Home Proclamation and licenses for drivers moving into Washington continue to be under-processed. For the 12 months ending September 2020, 109,099 out-of-state drivers obtained a Washington driver license, a decrease over the same period a year ago by -33.3 percent.

The table below depicts WDL migration into Washington State featuring states that have historically been the top five in-migration states. Also depicted in the table below is a 12-month moving sum to provide an annual trend.

	Sep 2020			Year Ending Sep 2020		
	2020	**2019**	**% Change**	**2020**	**2019**	**% Change**
Total Drivers In	**13,885**	**15,726**	**-11.7**	**109,099**	**163,599**	**-33.3**
Weekly Average	**3,471**	**3,932**	**-11.7**	**2,098**	**3,146**	**-33.3**
California	3,028	3,320	-8.8	23,756	34,945	-32.0
Oregon	1,549	1,734	-10.7	12,258	18,038	-32.0
Texas	797	932	-14.5	6,386	9,428	-32.3
Arizona	520	580	-10.3	4,266	6,547	-34.8
Idaho	503	439	14.6	3,784	5,437	-30.4

The graphs on page 2 show the 12-month moving sum of drivers moving into Washington, the percent change from a year ago, and the top five in-migration states.

The table on page 3 has the current month driver in-migration by state along with the same month a year ago showing the year-over-year (YOY) change as well as the percent change by state. The monthly detail report of driver migration totals by location moved from and by county moved to begins on page 4.

The WDL Reports are available online at https://www.dol.wa.gov/about/driversreports.html.

Alice Vogel, Tax Policy Specialist
Department of Licensing
Forecasting Office
Highways and Licensing Building
Olympia, WA 98507- 48018

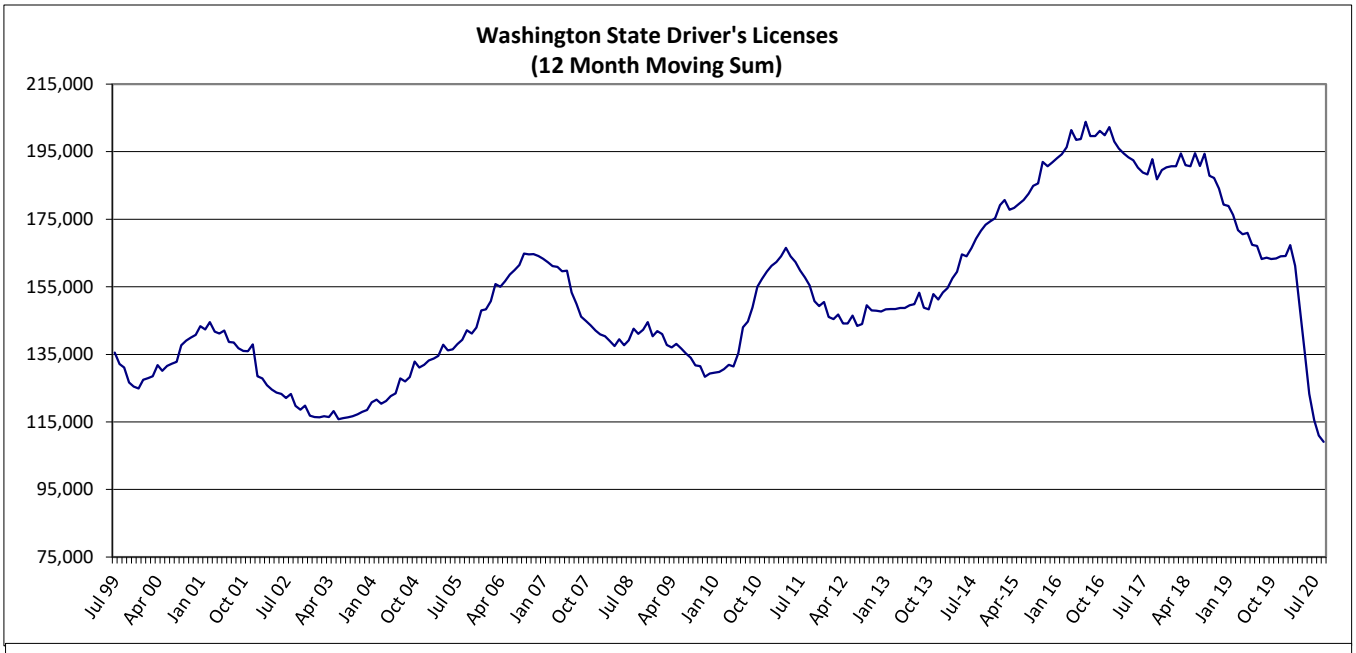
Washington State Driver's Licenses
(12 Month Moving Sum)
215,000
195,000
175,000
155,000
135,000
115,000
95,000
75,000
Jul 99
Apr 00
Jan 01
Oct 01
Jul 02
Apr 03
Jan 04
Oct 04
Jul 05
Apr 06
Jan 07
Oct 07
Jul 08
Apr 09
Jan 10
Oct 10
Jul 11
Apr 12
Jan 13
Oct 13
Jul-14
Apr-15
Jan 16
Oct 16
Jul 17
Apr 18
Jan 19
Oct 19
Jul 20

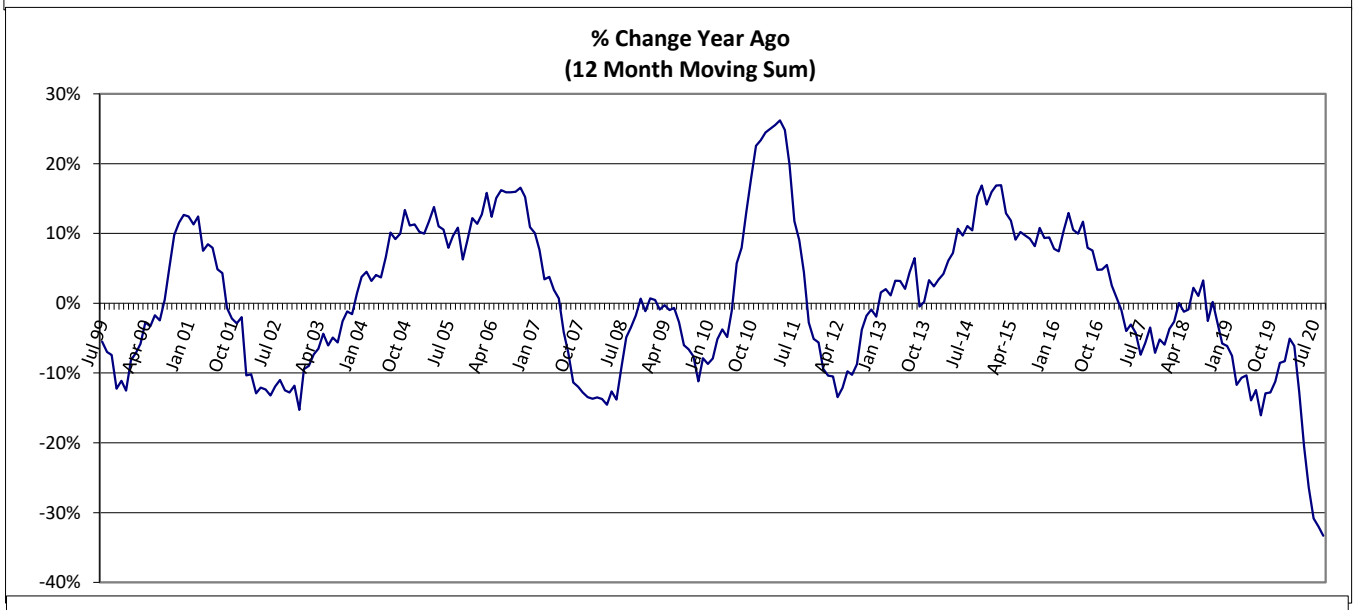
% Change Year Ago
(12 Month Moving Sum)
30%
20%
10%
0%
-10%
-20%
-30%
-40%
Jul 99
Apr 00
Jan 01
Oct 01
Jul 02
Apr 03
Jan 04
Oct 04
Jul 05
Apr 06
Jan 07
Oct 07
Jul 08
Apr 09
Jan 10
Oct 10
Jul 11
Apr 12
Jan 13
Oct 13
Jul-14
Apr-15
Jan 16
Oct 16
Jul 17
Apr 18
Jan 19
Oct 19
Jul 20

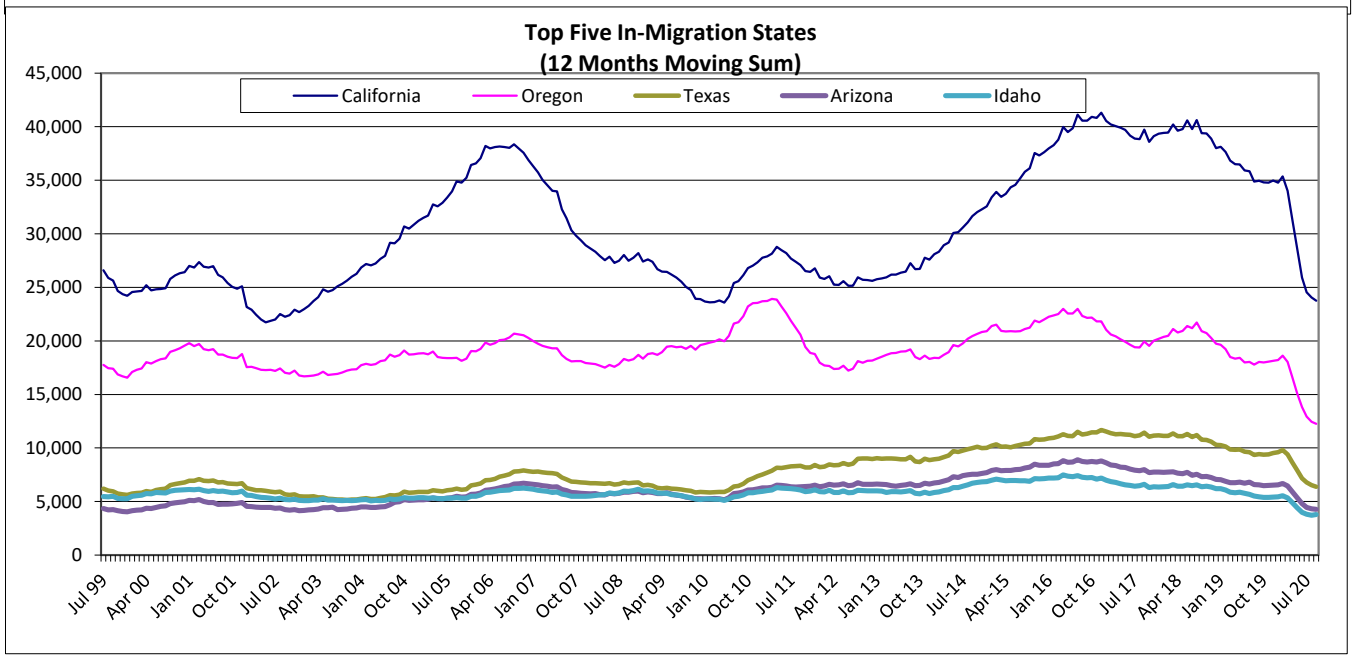
Top Five In-Migration States
(12 Months Moving Sum)
California
Oregon
Texas
Arizona
Idaho
45,000
40,000
35,000
30,000
25,000
20,000
15,000
10,000
5,000
0
Jul 99
Apr 00
Jan 01
Oct 01
Jul 02
Apr 03
Jan 04
Oct 04
Jul 05
Apr 06
Jan 07
Oct 07
Jul 08
Apr 09
Jan 10
Oct 10
Jul 11
Apr 12
Jan 13
Oct 13
Jul-14
Apr-15
Jan 16
Oct 16
Jul 17
Apr 18
Jan 19
Oct 19
Jul 20

Driver In-Migration By State

Month: September

Number of Weeks	4	4		
State	**2020**	**2019**	**YOY Change**	**% Change**
ALABAMA	62	82	(20)	-24.4%
ALASKA	212	229	(17)	-7.4%
ARIZONA	520	580	(60)	-10.3%
ARKANSAS	61	61	0	0.0%
CALIFORNIA	3,028	3,320	(292)	-8.8%
COLORADO	485	484	1	0.2%
CONNECTICUT	65	89	(24)	-27.0%
DELAWARE	21	15	6	40.0%
FLORIDA	579	653	(74)	-11.3%
GEORGIA	296	327	(31)	-9.5%
HAWAII	245	234	11	4.7%
IDAHO	503	439	64	14.6%
ILLINOIS	347	365	(18)	-4.9%
INDIANA	141	135	6	4.4%
IOWA	79	87	(8)	-9.2%
KANSAS	85	117	(32)	-27.4%
KENTUCKY	64	66	(2)	-3.0%
LOUISIANA	67	89	(22)	-24.7%
MAINE	24	27	(3)	-11.1%
MARYLAND	169	168	1	0.6%
MASSACHUSETTS	226	258	(32)	-12.4%
MICHIGAN	224	260	(36)	-13.8%
MINNESOTA	202	221	(19)	-8.6%
MISSISSIPPI	19	54	(35)	-64.8%
MISSOURI	146	182	(36)	-19.8%
MONTANA	215	261	(46)	-17.6%
NEBRASKA	63	59	4	6.8%
NEVADA	323	273	50	18.3%
NEW HAMPSHIRE	48	39	9	23.1%
NEW JERSEY	181	224	(43)	-19.2%
NEW MEXICO	83	100	(17)	-17.0%
NEW YORK	378	369	9	2.4%
NORTH CAROLINA	248	239	9	3.8%
NORTH DAKOTA	51	55	(4)	-7.3%
OHIO	187	207	(20)	-9.7%
OKLAHOMA	85	111	(26)	-23.4%
OREGON	1,549	1,734	(185)	-10.7%
PENNSYLVANIA	197	240	(43)	-17.9%
RHODE ISLAND	21	29	(8)	-27.6%
SOUTH CAROLINA	99	102	(3)	-2.9%
SOUTH DAKOTA	35	42	(7)	-16.7%
TENNESSEE	141	155	(14)	-9.0%
TEXAS	797	932	(135)	-14.5%
UTAH	240	281	(41)	-14.6%
VERMONT	16	30	(14)	-46.7%
VIRGINIA	280	318	(38)	-11.9%
WASHINGTON	0	0	0	0.0%
WEST VIRGINIA	13	16	(3)	-18.8%
WISCONSIN	148	174	(26)	-14.9%
WYOMING	38	53	(15)	-28.3%
WASH. DC	43	40	3	7.5%
OUTSIDE U.S.	536	1,101	(565)	-51.3%
TOTAL	**13,885**	**15,726**	**(1,841)**	**-11.7%**

September 2020 Totals by Location Moved From, and By County Moved To

FROM / TO	TOTAL	ADAMS	ASOTIN	BENTON	CHELAN	CLALLAM	CLARK	COLUMBIA	COWLITZ	DOUGLAS	FERRY	FRANKLIN	GARFIELD	GRANT	GRAYS HARBOR	ISLAND	JEFFERSON	KING	KITSAP	KITTITAS	KLCKITAT
ALABAMA	**62**	0	0	5	0	0	3	0	0	0	0	0	0	2	1	1	0	16	4	1	0
ALASKA	**212**	0	0	0	6	7	16	0	1	0	1	0	2	3	4	4	5	41	10	1	0
ARIZONA	**520**	0	1	20	10	12	54	0	6	5	0	3	0	5	2	7	3	139	18	1	1
ARKANSAS	**61**	0	1	3	0	0	3	0	1	0	0	1	0	0	0	0	0	15	8	2	0
CALIFORNIA	**3028**	2	2	45	17	53	291	0	39	5	1	17	0	23	22	45	22	1042	141	7	7
COLORADO	**485**	0	3	12	6	11	26	0	3	3	0	5	0	6	6	8	9	148	24	2	3
CONNECTICUT	**65**	0	0	1	0	2	3	0	0	0	0	0	0	0	0	1	0	29	3	4	0
DELAWARE	**21**	0	0	0	0	0	4	0	0	0	0	0	0	0	0	0	0	6	1	0	0
FLORIDA	**579**	0	2	13	2	6	28	0	9	2	0	2	0	5	9	15	7	211	22	1	0
GEORGIA	**296**	0	0	7	2	2	10	0	3	0	0	4	0	5	1	5	0	122	16	1	0
HAWAII	**245**	0	1	1	2	7	35	0	1	0	0	0	0	0	0	11	0	55	17	1	1
IDAHO	**503**	2	36	15	6	7	21	0	2	1	1	2	4	7	2	3	2	44	10	6	1
ILLINOIS	**347**	0	1	1	2	0	20	0	1	0	0	0	0	1	1	6	0	178	15	0	0
INDIANA	**141**	0	0	1	1	0	9	0	0	1	0	0	0	1	0	2	4	52	7	1	0
IOWA	**79**	0	0	2	0	1	6	0	0	0	0	0	0	3	2	0	0	23	3	0	0
KANSAS	**85**	0	0	2	1	2	13	0	2	0	0	0	0	1	1	0	2	26	4	0	0
KENTUCKY	**64**	0	2	4	1	0	10	0	0	0	0	0	0	0	0	1	0	17	1	0	0
LOUISIANA	**67**	0	1	1	0	2	8	0	0	0	0	0	0	0	0	0	0	20	1	0	0
MAINE	**24**	0	0	0	0	1	1	0	0	0	0	1	0	0	0	2	1	7	2	0	0
MARYLAND	**169**	0	0	1	0	2	6	0	0	0	0	0	0	1	3	2	0	93	7	0	1
MASSACHUSETTS	**226**	0	0	4	0	1	8	0	3	1	0	1	0	0	0	1	0	140	10	0	0
MICHIGAN	**224**	0	0	3	1	1	15	0	7	1	0	1	0	1	1	2	2	105	6	0	0
MINNESOTA	**202**	0	2	3	0	4	16	1	0	0	0	0	0	1	2	1	2	74	10	1	0
MISSISSIPPI	**19**	0	0	0	0	0	3	0	0	1	0	0	0	0	0	1	0	6	0	0	0
MISSOURI	**146**	0	0	1	0	2	11	0	0	0	0	1	0	0	0	2	0	55	3	1	0
MONTANA	**215**	0	3	16	0	1	7	0	8	2	0	6	0	1	4	2	3	17	8	2	1
NEBRASKA	**63**	0	0	1	0	0	4	0	0	0	0	0	0	0	0	3	0	20	1	1	0
NEVADA	**323**	0	1	14	5	4	36	0	7	0	3	2	0	3	5	0	0	61	15	1	1
NEW HAMPSHIRE	**48**	0	0	0	0	0	1	0	0	0	0	1	0	1	2	2	0	13	0	0	0
NEW JERSEY	**181**	0	0	3	4	3	11	0	0	0	0	0	0	0	0	1	1	101	6	0	0
NEW MEXICO	**83**	0	1	5	0	2	8	0	2	0	0	1	0	0	1	0	3	19	1	0	0
NEW YORK	**378**	0	0	2	1	2	12	0	2	0	0	0	0	0	1	5	2	231	10	2	0
NORTH CAROLINA	**248**	0	0	3	0	4	17	0	2	0	0	4	0	0	0	0	4	104	12	1	0
NORTH DAKOTA	**51**	0	0	1	2	1	2	0	0	0	0	0	0	0	3	0	0	10	2	0	0
OHIO	**187**	0	0	4	1	0	15	0	1	1	0	1	0	0	2	3	0	85	7	1	0
OKLAHOMA	**85**	0	0	5	1	1	5	0	0	0	0	0	0	0	1	3	0	17	4	2	0
OREGON	**1549**	0	6	50	7	20	602	1	75	7	1	10	1	5	7	5	17	177	33	6	36
PENNSYLVANIA	**197**	0	0	5	3	4	6	0	1	0	0	2	0	0	2	0	1	100	8	0	0
RHODE ISLAND	**21**	0	0	0	0	0	0	0	0	0	0	0	0	1	0	1	0	10	3	0	0
SOUTH CAROLINA	**99**	0	0	4	0	2	9	0	2	1	0	0	0	1	2	2	0	33	4	0	0
SOUTH DAKOTA	**35**	0	0	2	0	0	2	0	0	2	0	2	0	0	0	0	0	4	4	2	0
TENNESSEE	**141**	0	0	5	1	1	12	0	2	0	0	0	0	1	2	2	0	43	7	1	0
TEXAS	**797**	0	1	10	4	14	53	0	0	2	3	3	0	2	4	11	2	315	32	6	1
UTAH	**240**	2	0	11	1	1	24	0	3	2	0	8	0	2	2	1	0	63	10	0	0
VERMONT	**16**	0	0	0	1	0	0	0	0	0	1	0	0	0	0	0	0	9	1	0	1
VIRGINIA	**280**	0	0	6	1	1	9	0	0	0	0	0	0	0	2	12	1	120	13	0	1
WASHINGTON	**0**	0	0	0	0	0	0	0	0	0	0	0	0	0	0	0	0	0	0	0	0
WEST VIRGINIA	**13**	0	1	1	0	0	0	0	0	0	0	0	0	0	0	0	0	4	3	0	0
WISCONSIN	**148**	0	0	1	3	0	12	0	0	0	0	0	1	0	0	1	3	49	2	0	1
WYOMING	**38**	0	1	5	0	2	1	0	1	0	0	0	0	0	0	1	0	8	3	0	0
DISTRICT OF COLUMBIA	**43**	0	0	0	0	0	3	0	0	0	0	0	0	0	0	1	0	32	0	1	0
AFGHANISTAN	**0**	0	0	0	0	0	0	0	0	0	0	0	0	0	0	0	0	0	0	0	0
ÅLAND ISLANDS	**0**	0	0	0	0	0	0	0	0	0	0	0	0	0	0	0	0	0	0	0	0
ALBANIA	**0**	0	0	0	0	0	0	0	0	0	0	0	0	0	0	0	0	0	0	0	0
ALGERIA	**0**	0	0	0	0	0	0	0	0	0	0	0	0	0	0	0	0	0	0	0	0
AMERICAN SAMOA	**3**	0	0	0	0	0	0	0	0	0	0	0	0	0	0	0	0	0	0	0	0

September 2020 Totals by Location Moved From, and By County Moved To

FROM / TO	TOTAL	ADAMS	ASOTIN	BENTON	CHELAN	CLALLAM	CLARK	COLUMBIA	COWLITZ	DOUGLAS	FERRY	FRANKLIN	GARFIELD	GRANT	GRAYS HARBOR	ISLAND	JEFFERSON	KING	KITSAP	KITTITAS	KLCKITAT
ANDORRA	**0**	0	0	0	0	0	0	0	0	0	0	0	0	0	0	0	0	0	0	0	0
ANGOLA	**0**	0	0	0	0	0	0	0	0	0	0	0	0	0	0	0	0	0	0	0	0
ANGUILLA	**0**	0	0	0	0	0	0	0	0	0	0	0	0	0	0	0	0	0	0	0	0
ANTARCTICA	**0**	0	0	0	0	0	0	0	0	0	0	0	0	0	0	0	0	0	0	0	0
ANTIGUA-BARBUDA	**0**	0	0	0	0	0	0	0	0	0	0	0	0	0	0	0	0	0	0	0	0
ARGENTINA	**3**	0	0	0	0	0	0	0	0	0	0	0	0	0	0	0	0	2	0	0	0
ARMENIA	**0**	0	0	0	0	0	0	0	0	0	0	0	0	0	0	0	0	0	0	0	0
ARUBA	**0**	0	0	0	0	0	0	0	0	0	0	0	0	0	0	0	0	0	0	0	0
AUSTRALIA	**2**	0	0	0	0	0	0	0	0	0	0	0	0	0	0	0	0	2	0	0	0
AUSTRIA	**1**	0	0	0	0	0	0	0	0	0	0	0	0	0	0	0	0	1	0	0	0
AZERBAIJAN	**1**	0	0	0	0	0	0	0	0	0	0	0	0	0	0	0	0	1	0	0	0
BAHAMAS	**1**	0	0	0	0	0	0	0	0	0	0	0	0	0	0	0	0	0	0	0	0
BAHRAIN	**0**	0	0	0	0	0	0	0	0	0	0	0	0	0	0	0	0	0	0	0	0
BANGLADESH	**0**	0	0	0	0	0	0	0	0	0	0	0	0	0	0	0	0	0	0	0	0
BARBADOS	**0**	0	0	0	0	0	0	0	0	0	0	0	0	0	0	0	0	0	0	0	0
BELARUS	**1**	0	0	0	0	0	0	0	0	0	0	0	0	0	0	0	0	0	0	0	0
BELGIUM	**0**	0	0	0	0	0	0	0	0	0	0	0	0	0	0	0	0	0	0	0	0
BELIZE	**0**	0	0	0	0	0	0	0	0	0	0	0	0	0	0	0	0	0	0	0	0
BENIN	**0**	0	0	0	0	0	0	0	0	0	0	0	0	0	0	0	0	0	0	0	0
BERMUDA	**0**	0	0	0	0	0	0	0	0	0	0	0	0	0	0	0	0	0	0	0	0
BHUTAN	**0**	0	0	0	0	0	0	0	0	0	0	0	0	0	0	0	0	0	0	0	0
BOLIVIA	**0**	0	0	0	0	0	0	0	0	0	0	0	0	0	0	0	0	0	0	0	0
BONAIRE, SINT EUSTATIUS	**0**	0	0	0	0	0	0	0	0	0	0	0	0	0	0	0	0	0	0	0	0
BOSNIA AND HERZEGOVIN	**0**	0	0	0	0	0	0	0	0	0	0	0	0	0	0	0	0	0	0	0	0
BOTSWANA	**0**	0	0	0	0	0	0	0	0	0	0	0	0	0	0	0	0	0	0	0	0
BOUVET ISLAND	**0**	0	0	0	0	0	0	0	0	0	0	0	0	0	0	0	0	0	0	0	0
BRAZIL	**25**	0	0	0	0	0	4	0	0	0	0	0	0	0	0	0	0	16	0	0	0
BRITISH INDIAN OCEAN TE	**0**	0	0	0	0	0	0	0	0	0	0	0	0	0	0	0	0	0	0	0	0
BRUNEI DARUSSALAM	**0**	0	0	0	0	0	0	0	0	0	0	0	0	0	0	0	0	0	0	0	0
BULGARIA	**0**	0	0	0	0	0	0	0	0	0	0	0	0	0	0	0	0	0	0	0	0
BURKINA FASO	**0**	0	0	0	0	0	0	0	0	0	0	0	0	0	0	0	0	0	0	0	0
BURUNDI	**0**	0	0	0	0	0	0	0	0	0	0	0	0	0	0	0	0	0	0	0	0
CAMBODIA	**0**	0	0	0	0	0	0	0	0	0	0	0	0	0	0	0	0	0	0	0	0
CAMEROON	**0**	0	0	0	0	0	0	0	0	0	0	0	0	0	0	0	0	0	0	0	0
CANADA	**96**	0	1	0	1	0	4	0	0	0	0	0	0	0	0	2	0	59	0	1	0
CAPE VERDE	**0**	0	0	0	0	0	0	0	0	0	0	0	0	0	0	0	0	0	0	0	0
CAYMAN ISLANDS	**0**	0	0	0	0	0	0	0	0	0	0	0	0	0	0	0	0	0	0	0	0
CENTRAL AFRICAN REPUB	**0**	0	0	0	0	0	0	0	0	0	0	0	0	0	0	0	0	0	0	0	0
CHAD	**0**	0	0	0	0	0	0	0	0	0	0	0	0	0	0	0	0	0	0	0	0
CHILE	**4**	0	0	0	0	0	1	0	0	0	0	0	0	0	0	0	0	3	0	0	0
CHINA	**20**	0	0	1	0	0	1	0	0	0	0	0	0	0	0	0	0	14	0	0	0
CHRISTMAS ISLAND	**0**	0	0	0	0	0	0	0	0	0	0	0	0	0	0	0	0	0	0	0	0
COCOS (KEELING) ISLANDS	**0**	0	0	0	0	0	0	0	0	0	0	0	0	0	0	0	0	0	0	0	0
COLOMBIA	**5**	0	0	0	0	0	0	0	0	0	0	0	0	0	0	0	0	4	0	0	0
COMOROS	**0**	0	0	0	0	0	0	0	0	0	0	0	0	0	0	0	0	0	0	0	0
CONGO	**0**	0	0	0	0	0	0	0	0	0	0	0	0	0	0	0	0	0	0	0	0
CONGO,THE DEMOCRATIC	**0**	0	0	0	0	0	0	0	0	0	0	0	0	0	0	0	0	0	0	0	0
COOK ISLANDS	**0**	0	0	0	0	0	0	0	0	0	0	0	0	0	0	0	0	0	0	0	0
COSTA RICA	**0**	0	0	0	0	0	0	0	0	0	0	0	0	0	0	0	0	0	0	0	0
CÔTE D'IVOIRE	**0**	0	0	0	0	0	0	0	0	0	0	0	0	0	0	0	0	0	0	0	0
CROATIA	**0**	0	0	0	0	0	0	0	0	0	0	0	0	0	0	0	0	0	0	0	0
CUBA	**1**	0	0	1	0	0	0	0	0	0	0	0	0	0	0	0	0	0	0	0	0
CURAÇAO	**0**	0	0	0	0	0	0	0	0	0	0	0	0	0	0	0	0	0	0	0	0
CYPRUS	**0**	0	0	0	0	0	0	0	0	0	0	0	0	0	0	0	0	0	0	0	0
CZECH REPUBLIC	**1**	0	0	0	0	0	0	0	0	0	0	0	0	0	0	0	0	1	0	0	0
DENMARK	**2**	0	0	0	0	1	0	0	0	0	0	0	0	0	0	0	0	1	0	0	0
DJIBOUTI	**0**	0	0	0	0	0	0	0	0	0	0	0	0	0	0	0	0	0	0	0	0
DOMINICA	**0**	0	0	0	0	0	0	0	0	0	0	0	0	0	0	0	0	0	0	0	0

September 2020 Totals by Location Moved From, and By County Moved To

FROM / TO	TOTAL	ADAMS	ASOTIN	BENTON	CHELAN	CLALLAM	CLARK	COLUMBIA	COWLITZ	DOUGLAS	FERRY	FRANKLIN	GARFIELD	GRANT	GRAYS HARBOR	ISLAND	JEFFERSON	KING	KITSAP	KITTITAS	KLCKITAT
DOMINICAN REPUBLIC	**1**	0	0	0	0	0	0	0	0	0	0	0	0	0	0	0	0	1	0	0	0
ECUADOR	**1**	0	0	0	0	0	0	0	0	0	0	0	0	0	0	0	0	0	0	0	0
EGYPT	**1**	0	0	0	0	0	0	0	0	0	0	0	0	0	0	0	0	1	0	0	0
EL SALVADOR	**1**	0	0	0	0	0	0	0	0	0	0	0	0	0	0	0	0	1	0	0	0
ENGLAND	**0**	0	0	0	0	0	0	0	0	0	0	0	0	0	0	0	0	0	0	0	0
EQUATORIAL GUINEA	**0**	0	0	0	0	0	0	0	0	0	0	0	0	0	0	0	0	0	0	0	0
ERITREA	**0**	0	0	0	0	0	0	0	0	0	0	0	0	0	0	0	0	0	0	0	0
ESTONIA	**0**	0	0	0	0	0	0	0	0	0	0	0	0	0	0	0	0	0	0	0	0
ETHIOPIA	**0**	0	0	0	0	0	0	0	0	0	0	0	0	0	0	0	0	0	0	0	0
FALKLAND ISLANDS (MALV	**0**	0	0	0	0	0	0	0	0	0	0	0	0	0	0	0	0	0	0	0	0
FAROE ISLANDS	**0**	0	0	0	0	0	0	0	0	0	0	0	0	0	0	0	0	0	0	0	0
FEDERAL STATES OF MICR	**0**	0	0	0	0	0	0	0	0	0	0	0	0	0	0	0	0	0	0	0	0
FIJI	**0**	0	0	0	0	0	0	0	0	0	0	0	0	0	0	0	0	0	0	0	0
FINLAND	**0**	0	0	0	0	0	0	0	0	0	0	0	0	0	0	0	0	0	0	0	0
FRANCE	**3**	0	0	0	0	0	0	0	0	0	0	0	0	0	0	0	0	1	1	0	0
FRENCH GUIANA	**0**	0	0	0	0	0	0	0	0	0	0	0	0	0	0	0	0	0	0	0	0
FRENCH POLYNESIA	**0**	0	0	0	0	0	0	0	0	0	0	0	0	0	0	0	0	0	0	0	0
FRENCH SOUTHERN TERRI	**0**	0	0	0	0	0	0	0	0	0	0	0	0	0	0	0	0	0	0	0	0
GABON	**0**	0	0	0	0	0	0	0	0	0	0	0	0	0	0	0	0	0	0	0	0
GAMBIA	**0**	0	0	0	0	0	0	0	0	0	0	0	0	0	0	0	0	0	0	0	0
GEORGIA (Country)	**1**	0	0	0	0	0	1	0	0	0	0	0	0	0	0	0	0	0	0	0	0
GERMANY	**14**	0	0	0	0	0	0	0	0	0	0	0	0	0	0	0	0	8	2	0	0
GHANA	**0**	0	0	0	0	0	0	0	0	0	0	0	0	0	0	0	0	0	0	0	0
GIBRALTAR	**0**	0	0	0	0	0	0	0	0	0	0	0	0	0	0	0	0	0	0	0	0
GREECE	**0**	0	0	0	0	0	0	0	0	0	0	0	0	0	0	0	0	0	0	0	0
GREENLAND	**0**	0	0	0	0	0	0	0	0	0	0	0	0	0	0	0	0	0	0	0	0
GRENADA	**0**	0	0	0	0	0	0	0	0	0	0	0	0	0	0	0	0	0	0	0	0
GUADELOUPE	**0**	0	0	0	0	0	0	0	0	0	0	0	0	0	0	0	0	0	0	0	0
GUAM	**38**	0	0	0	0	2	0	0	0	0	0	0	0	0	0	0	0	7	5	0	0
GUANAJUATO	**0**	0	0	0	0	0	0	0	0	0	0	0	0	0	0	0	0	0	0	0	0
GUATEMALA	**3**	0	0	0	0	0	0	0	1	0	0	0	0	0	0	0	0	0	1	0	0
GUERNSEY	**0**	0	0	0	0	0	0	0	0	0	0	0	0	0	0	0	0	0	0	0	0
GUINEA	**1**	0	0	0	0	0	1	0	0	0	0	0	0	0	0	0	0	0	0	0	0
GUINEA-BISSAU	**0**	0	0	0	0	0	0	0	0	0	0	0	0	0	0	0	0	0	0	0	0
GUYANA	**0**	0	0	0	0	0	0	0	0	0	0	0	0	0	0	0	0	0	0	0	0
HAITI	**1**	0	0	0	0	0	0	0	0	0	0	0	0	0	0	0	0	1	0	0	0
HEARD ISLAND-MCDONALD	**0**	0	0	0	0	0	0	0	0	0	0	0	0	0	0	0	0	0	0	0	0
HOLY SEE (VATICAN CITY S	**0**	0	0	0	0	0	0	0	0	0	0	0	0	0	0	0	0	0	0	0	0
HONDURAS	**2**	0	0	0	0	0	0	0	0	0	0	0	0	0	0	0	0	1	0	0	0
HONG KONG	**0**	0	0	0	0	0	0	0	0	0	0	0	0	0	0	0	0	0	0	0	0
HUNGARY	**0**	0	0	0	0	0	0	0	0	0	0	0	0	0	0	0	0	0	0	0	0
ICELAND	**0**	0	0	0	0	0	0	0	0	0	0	0	0	0	0	0	0	0	0	0	0
INDIA	**42**	0	0	0	0	0	0	0	0	0	0	0	0	0	0	0	0	34	0	0	0
INDONESIA	**0**	0	0	0	0	0	0	0	0	0	0	0	0	0	0	0	0	0	0	0	0
IRAN	**0**	0	0	0	0	0	0	0	0	0	0	0	0	0	0	0	0	0	0	0	0
IRAQ	**0**	0	0	0	0	0	0	0	0	0	0	0	0	0	0	0	0	0	0	0	0
IRELAND	**0**	0	0	0	0	0	0	0	0	0	0	0	0	0	0	0	0	0	0	0	0
ISLE OF MAN	**0**	0	0	0	0	0	0	0	0	0	0	0	0	0	0	0	0	0	0	0	0
ISRAEL	**3**	0	0	0	0	0	0	0	0	0	0	0	0	0	0	0	0	1	0	0	0
ITALY	**1**	0	0	0	0	0	0	0	0	0	0	0	0	0	0	0	0	1	0	0	0
JAMAICA	**1**	0	0	0	0	0	0	0	0	0	0	0	0	0	0	0	0	1	0	0	0
JAPAN	**22**	0	0	0	0	0	1	0	0	0	0	0	0	0	0	1	0	14	1	0	0
JERSEY	**0**	0	0	0	0	0	0	0	0	0	0	0	0	0	0	0	0	0	0	0	0
JORDAN	**0**	0	0	0	0	0	0	0	0	0	0	0	0	0	0	0	0	0	0	0	0
KAZAKHSTAN	**5**	0	0	0	0	0	0	0	0	0	0	0	0	0	0	0	0	4	0	0	0
KENYA	**9**	0	0	0	0	0	0	0	0	0	0	0	0	0	0	0	0	4	0	0	0
KIRIBATI	**0**	0	0	0	0	0	0	0	0	0	0	0	0	0	0	0	0	0	0	0	0
KUWAIT	**0**	0	0	0	0	0	0	0	0	0	0	0	0	0	0	0	0	0	0	0	0

September 2020 Totals by Location Moved From, and By County Moved To

FROM / TO	TOTAL	ADAMS	ASOTIN	BENTON	CHELAN	CLALLAM	CLARK	COLUMBIA	COWLITZ	DOUGLAS	FERRY	FRANKLIN	GARFIELD	GRANT	GRAYS HARBOR	ISLAND	JEFFERSON	KING	KITSAP	KITTITAS	KLCKITAT
KYRGYZSTAN	**4**	0	0	0	0	0	0	0	0	0	0	0	0	0	0	0	0	4	0	0	0
LAOS	**0**	0	0	0	0	0	0	0	0	0	0	0	0	0	0	0	0	0	0	0	0
LATVIA	**0**	0	0	0	0	0	0	0	0	0	0	0	0	0	0	0	0	0	0	0	0
LEBANON	**0**	0	0	0	0	0	0	0	0	0	0	0	0	0	0	0	0	0	0	0	0
LESOTHO	**0**	0	0	0	0	0	0	0	0	0	0	0	0	0	0	0	0	0	0	0	0
LIBERIA	**0**	0	0	0	0	0	0	0	0	0	0	0	0	0	0	0	0	0	0	0	0
LIBYA	**0**	0	0	0	0	0	0	0	0	0	0	0	0	0	0	0	0	0	0	0	0
LIECHTENSTEIN	**0**	0	0	0	0	0	0	0	0	0	0	0	0	0	0	0	0	0	0	0	0
LITHUANIA	**1**	0	0	0	0	0	0	0	0	0	0	0	0	0	0	0	0	1	0	0	0
LUXEMBOURG	**0**	0	0	0	0	0	0	0	0	0	0	0	0	0	0	0	0	0	0	0	0
MACAU	**0**	0	0	0	0	0	0	0	0	0	0	0	0	0	0	0	0	0	0	0	0
MACEDONIA	**0**	0	0	0	0	0	0	0	0	0	0	0	0	0	0	0	0	0	0	0	0
MADAGASCAR	**0**	0	0	0	0	0	0	0	0	0	0	0	0	0	0	0	0	0	0	0	0
MALAWI	**0**	0	0	0	0	0	0	0	0	0	0	0	0	0	0	0	0	0	0	0	0
MALAYSIA	**1**	0	0	0	0	0	0	0	0	0	0	0	0	0	0	0	0	0	0	0	0
MALDIVES	**0**	0	0	0	0	0	0	0	0	0	0	0	0	0	0	0	0	0	0	0	0
MALI	**0**	0	0	0	0	0	0	0	0	0	0	0	0	0	0	0	0	0	0	0	0
MALTA	**0**	0	0	0	0	0	0	0	0	0	0	0	0	0	0	0	0	0	0	0	0
MARSHALL ISLANDS	**1**	0	0	0	0	0	0	0	0	0	0	0	0	0	0	0	0	0	0	0	0
MARTINIQUE	**0**	0	0	0	0	0	0	0	0	0	0	0	0	0	0	0	0	0	0	0	0
MAURITANIA	**0**	0	0	0	0	0	0	0	0	0	0	0	0	0	0	0	0	0	0	0	0
MAURITIUS	**0**	0	0	0	0	0	0	0	0	0	0	0	0	0	0	0	0	0	0	0	0
MAYOTTE ISLAND	**0**	0	0	0	0	0	0	0	0	0	0	0	0	0	0	0	0	0	0	0	0
MEXICO	**31**	0	0	2	0	0	5	0	0	1	0	2	0	0	0	0	0	9	0	0	0
MONACO	**0**	0	0	0	0	0	0	0	0	0	0	0	0	0	0	0	0	0	0	0	0
MONGOLIA	**1**	0	0	0	0	0	0	0	0	0	0	0	0	0	0	0	0	1	0	0	0
MONTENEGRO	**1**	0	0	0	0	0	0	0	0	0	0	0	0	0	0	0	0	1	0	0	0
MONTSERRAT	**0**	0	0	0	0	0	0	0	0	0	0	0	0	0	0	0	0	0	0	0	0
MOROCCO	**1**	0	0	0	0	0	0	0	0	0	0	0	0	0	0	0	0	0	0	0	0
MOZAMBIQUE	**0**	0	0	0	0	0	0	0	0	0	0	0	0	0	0	0	0	0	0	0	0
MYANMAR	**1**	0	0	0	0	0	0	0	0	0	0	0	0	0	0	0	0	0	0	0	0
NAMIBIA	**0**	0	0	0	0	0	0	0	0	0	0	0	0	0	0	0	0	0	0	0	0
NAURU	**0**	0	0	0	0	0	0	0	0	0	0	0	0	0	0	0	0	0	0	0	0
NEPAL	**0**	0	0	0	0	0	0	0	0	0	0	0	0	0	0	0	0	0	0	0	0
NETHERLANDS	**0**	0	0	0	0	0	0	0	0	0	0	0	0	0	0	0	0	0	0	0	0
NEW CALEDONIA	**0**	0	0	0	0	0	0	0	0	0	0	0	0	0	0	0	0	0	0	0	0
NEW ZEALAND	**1**	0	0	0	0	0	0	0	0	0	0	0	0	0	0	0	0	1	0	0	0
NICARAGUA	**2**	0	0	0	0	0	0	0	0	0	0	0	0	1	0	0	0	0	0	0	0
NIGER	**0**	0	0	0	0	0	0	0	0	0	0	0	0	0	0	0	0	0	0	0	0
NIGERIA	**0**	0	0	0	0	0	0	0	0	0	0	0	0	0	0	0	0	0	0	0	0
NIUE	**0**	0	0	0	0	0	0	0	0	0	0	0	0	0	0	0	0	0	0	0	0
NORFOLK ISLAND	**0**	0	0	0	0	0	0	0	0	0	0	0	0	0	0	0	0	0	0	0	0
NORTH KOREA	**0**	0	0	0	0	0	0	0	0	0	0	0	0	0	0	0	0	0	0	0	0
NORTHERN IRELAND	**0**	0	0	0	0	0	0	0	0	0	0	0	0	0	0	0	0	0	0	0	0
NORTHERN MARIANA ISLAI	**4**	1	0	0	0	0	0	0	0	0	0	0	0	0	0	0	0	2	0	0	0
NORWAY	**1**	0	0	0	0	0	0	0	0	0	0	0	0	0	0	0	0	0	0	0	0
OCCUPIED PALESTINIAN TI	**0**	0	0	0	0	0	0	0	0	0	0	0	0	0	0	0	0	0	0	0	0
OMAN	**0**	0	0	0	0	0	0	0	0	0	0	0	0	0	0	0	0	0	0	0	0
PAKISTAN	**1**	0	0	0	0	0	0	0	0	0	0	0	0	0	0	0	0	1	0	0	0
PALAU	**0**	0	0	0	0	0	0	0	0	0	0	0	0	0	0	0	0	0	0	0	0
PANAMA	**0**	0	0	0	0	0	0	0	0	0	0	0	0	0	0	0	0	0	0	0	0
PAPUA NEW GUINEA	**0**	0	0	0	0	0	0	0	0	0	0	0	0	0	0	0	0	0	0	0	0
PARAGUAY	**0**	0	0	0	0	0	0	0	0	0	0	0	0	0	0	0	0	0	0	0	0
PERU	**1**	0	0	0	0	0	0	0	0	0	0	0	0	0	0	0	0	0	0	0	0
PHILIPPINES	**3**	0	0	0	0	0	0	0	0	0	0	0	0	0	0	0	0	1	0	0	0
PITCAIRN	**0**	0	0	0	0	0	0	0	0	0	0	0	0	0	0	0	0	0	0	0	0
POLAND	**0**	0	0	0	0	0	0	0	0	0	0	0	0	0	0	0	0	0	0	0	0
PORTUGAL	**0**	0	0	0	0	0	0	0	0	0	0	0	0	0	0	0	0	0	0	0	0

September 2020 Totals by Location Moved From, and By County Moved To

FROM / TO	TOTAL	ADAMS	ASOTIN	BENTON	CHELAN	CLALLAM	CLARK	COLUMBIA	COWLITZ	DOUGLAS	FERRY	FRANKLIN	GARFIELD	GRANT	GRAYS HARBOR	ISLAND	JEFFERSON	KING	KITSAP	KITTITAS	KLCKITAT
PUERTO RICO	**31**	0	0	0	0	0	3	0	0	0	0	0	0	0	1	0	0	7	0	0	0
QATAR	**0**	0	0	0	0	0	0	0	0	0	0	0	0	0	0	0	0	0	0	0	0
REPUBLIC OF MOLDOVA	**1**	0	0	0	0	0	0	0	0	0	0	0	0	0	0	0	0	1	0	0	0
RÉUNION ISLAND	**0**	0	0	0	0	0	0	0	0	0	0	0	0	0	0	0	0	0	0	0	0
ROMANIA	**23**	0	0	0	0	0	0	0	0	0	0	0	0	0	0	0	0	17	0	0	0
RUSSIA	**9**	0	0	0	0	0	1	0	0	0	0	0	0	0	0	0	0	4	0	0	0
RWANDA	**0**	0	0	0	0	0	0	0	0	0	0	0	0	0	0	0	0	0	0	0	0
SAMOA	**0**	0	0	0	0	0	0	0	0	0	0	0	0	0	0	0	0	0	0	0	0
SAN MARINO	**0**	0	0	0	0	0	0	0	0	0	0	0	0	0	0	0	0	0	0	0	0
SAO TOME AND PRINCIPE	**0**	0	0	0	0	0	0	0	0	0	0	0	0	0	0	0	0	0	0	0	0
SAUDI ARABIA	**0**	0	0	0	0	0	0	0	0	0	0	0	0	0	0	0	0	0	0	0	0
SCOTLAND	**0**	0	0	0	0	0	0	0	0	0	0	0	0	0	0	0	0	0	0	0	0
SENEGAL	**0**	0	0	0	0	0	0	0	0	0	0	0	0	0	0	0	0	0	0	0	0
SERBIA	**4**	0	0	0	0	0	0	0	0	0	0	0	0	0	2	0	0	2	0	0	0
SEYCHELLES	**0**	0	0	0	0	0	0	0	0	0	0	0	0	0	0	0	0	0	0	0	0
SIERRA LEONE	**1**	0	0	0	0	0	0	0	0	0	0	0	0	0	0	0	0	0	0	0	0
SINGAPORE	**0**	0	0	0	0	0	0	0	0	0	0	0	0	0	0	0	0	0	0	0	0
SINT MAARTEN	**0**	0	0	0	0	0	0	0	0	0	0	0	0	0	0	0	0	0	0	0	0
SLOVAKIA	**0**	0	0	0	0	0	0	0	0	0	0	0	0	0	0	0	0	0	0	0	0
SLOVENIA	**0**	0	0	0	0	0	0	0	0	0	0	0	0	0	0	0	0	0	0	0	0
SOLOMON ISLANDS	**0**	0	0	0	0	0	0	0	0	0	0	0	0	0	0	0	0	0	0	0	0
SOMALIA	**0**	0	0	0	0	0	0	0	0	0	0	0	0	0	0	0	0	0	0	0	0
SOUTH AFRICA	**2**	0	0	0	0	0	2	0	0	0	0	0	0	0	0	0	0	0	0	0	0
SOUTH GEORGIA-SANDWIC	**0**	0	0	0	0	0	0	0	0	0	0	0	0	0	0	0	0	0	0	0	0
SOUTH KOREA	**51**	0	0	1	0	0	1	0	0	0	0	0	0	0	0	0	0	26	0	0	0
SOUTH SUDAN	**0**	0	0	0	0	0	0	0	0	0	0	0	0	0	0	0	0	0	0	0	0
SPAIN	**3**	0	0	0	0	0	0	0	0	0	0	0	0	0	0	0	0	2	0	0	0
SRI LANKA	**0**	0	0	0	0	0	0	0	0	0	0	0	0	0	0	0	0	0	0	0	0
ST. BARTHÉLEMY	**0**	0	0	0	0	0	0	0	0	0	0	0	0	0	0	0	0	0	0	0	0
ST. HELENA	**0**	0	0	0	0	0	0	0	0	0	0	0	0	0	0	0	0	0	0	0	0
ST. KITTS NEVIS	**0**	0	0	0	0	0	0	0	0	0	0	0	0	0	0	0	0	0	0	0	0
ST. LUCIA	**0**	0	0	0	0	0	0	0	0	0	0	0	0	0	0	0	0	0	0	0	0
ST. PIERRE AND MIQUELON	**0**	0	0	0	0	0	0	0	0	0	0	0	0	0	0	0	0	0	0	0	0
ST. VINCENT AND THE GRE	**0**	0	0	0	0	0	0	0	0	0	0	0	0	0	0	0	0	0	0	0	0
SUDAN	**0**	0	0	0	0	0	0	0	0	0	0	0	0	0	0	0	0	0	0	0	0
SURINAME	**0**	0	0	0	0	0	0	0	0	0	0	0	0	0	0	0	0	0	0	0	0
SVALBARD AND JAN MAYE	**0**	0	0	0	0	0	0	0	0	0	0	0	0	0	0	0	0	0	0	0	0
SWAZILAND	**0**	0	0	0	0	0	0	0	0	0	0	0	0	0	0	0	0	0	0	0	0
SWEDEN	**2**	0	0	0	0	0	0	0	0	0	0	0	0	0	0	0	0	2	0	0	0
SWITZERLAND	**2**	0	0	0	0	0	0	0	0	0	0	0	0	0	0	0	0	2	0	0	0
SYRIAN ARAB REPUBLIC	**0**	0	0	0	0	0	0	0	0	0	0	0	0	0	0	0	0	0	0	0	0
TAIWAN	**12**	0	0	0	0	0	0	0	0	0	0	0	0	0	0	0	0	9	1	0	0
TAJIKISTAN	**0**	0	0	0	0	0	0	0	0	0	0	0	0	0	0	0	0	0	0	0	0
TANZANIA	**1**	0	0	0	0	0	0	0	0	0	0	0	0	0	0	0	0	1	0	0	0
THAILAND	**1**	0	0	0	0	0	0	0	0	0	0	0	0	0	0	0	0	1	0	0	0
TIMOR-LESTE	**0**	0	0	0	0	0	0	0	0	0	0	0	0	0	0	0	0	0	0	0	0
TOGO	**0**	0	0	0	0	0	0	0	0	0	0	0	0	0	0	0	0	0	0	0	0
TOKELAU	**0**	0	0	0	0	0	0	0	0	0	0	0	0	0	0	0	0	0	0	0	0
TONGA	**0**	0	0	0	0	0	0	0	0	0	0	0	0	0	0	0	0	0	0	0	0
TRINIDAD AND TOBAGO	**0**	0	0	0	0	0	0	0	0	0	0	0	0	0	0	0	0	0	0	0	0
TUNISIA	**0**	0	0	0	0	0	0	0	0	0	0	0	0	0	0	0	0	0	0	0	0
TURKEY	**3**	0	0	0	0	0	0	0	0	0	0	0	0	0	1	0	0	2	0	0	0
TURKMENISTAN	**0**	0	0	0	0	0	0	0	0	0	0	0	0	0	0	0	0	0	0	0	0
TURKS AND CAICOS ISLAN	**0**	0	0	0	0	0	0	0	0	0	0	0	0	0	0	0	0	0	0	0	0
TUVALU	**0**	0	0	0	0	0	0	0	0	0	0	0	0	0	0	0	0	0	0	0	0
UGANDA	**1**	0	0	0	0	0	0	0	0	0	0	0	0	0	0	0	0	1	0	0	0
UKRAINE	**9**	0	0	0	0	0	2	0	0	0	0	0	0	0	0	0	0	4	0	0	0
UNITED ARAB EMIRATES	**1**	0	0	0	0	0	0	0	0	0	0	0	0	0	0	0	0	1	0	0	0

September 2020 Totals by Location Moved From, and By County Moved To

FROM / TO	TOTAL	ADAMS	ASOTIN	BENTON	CHELAN	CLALLAM	CLARK	COLUMBIA	COWLITZ	DOUGLAS	FERRY	FRANKLIN	GARFIELD	GRANT	GRAYS HARBOR	ISLAND	JEFFERSON	KING	KITSAP	KITTITAS	KLCKITAT
UNITED KINGDOM	**0**	0	0	0	0	0	0	0	0	0	0	0	0	0	0	0	0	0	0	0	0
URUGUAY	**0**	0	0	0	0	0	0	0	0	0	0	0	0	0	0	0	0	0	0	0	0
US MINOR OUTLYING ISLAI	**0**	0	0	0	0	0	0	0	0	0	0	0	0	0	0	0	0	0	0	0	0
UZBEKISTAN	**0**	0	0	0	0	0	0	0	0	0	0	0	0	0	0	0	0	0	0	0	0
VANUATU	**0**	0	0	0	0	0	0	0	0	0	0	0	0	0	0	0	0	0	0	0	0
VENEZUELA	**6**	0	0	0	0	0	0	0	0	0	0	0	0	0	0	0	0	4	0	0	0
VIET NAM	**0**	0	0	0	0	0	0	0	0	0	0	0	0	0	0	0	0	0	0	0	0
VIRGIN ISLANDS	**1**	0	0	0	0	0	0	0	0	0	0	0	0	0	0	0	0	0	0	0	0
VIRGIN ISLANDS, BRITISH	**0**	0	0	0	0	0	0	0	0	0	0	0	0	0	0	0	0	0	0	0	0
VIRGIN ISLANDS, U.S.	**0**	0	0	0	0	0	0	0	0	0	0	0	0	0	0	0	0	0	0	0	0
WALES	**0**	0	0	0	0	0	0	0	0	0	0	0	0	0	0	0	0	0	0	0	0
WALLIS-FUTUNA	**0**	0	0	0	0	0	0	0	0	0	0	0	0	0	0	0	0	0	0	0	0
WESTERN SAHARA	**0**	0	0	0	0	0	0	0	0	0	0	0	0	0	0	0	0	0	0	0	0
YEMEN	**1**	0	0	0	0	0	0	0	0	0	0	0	0	0	0	0	0	1	0	0	0
ZAMBIA	**0**	0	0	0	0	0	0	0	0	0	0	0	0	0	0	0	0	0	0	0	0
ZIMBABWE	**0**	0	0	0	0	0	0	0	0	0	0	0	0	0	0	0	0	0	0	0	0
**** TOTAL ****	**13885**	**7**	**67**	**304**	**93**	**189**	**1498**	**2**	**185**	**38**	**11**	**80**	**8**	**83**	**101**	**179**	**96**	**4601**	**543**	**57**	**56**

September 2020 Totals by Location Moved From, and By County Moved To

FROM / TO	LEWIS	LINCOLN	MASON	OKANAGON	PACIFIC	PEND OREILLE	PIERCE	SAN JUAN	SKAGIT	SKAMANIA	SNOHOMISH	SPOKANE	STEVENS	THURSTON	WAHKIAKUM	WALLA WALLA	WHATCOM	WHITMAN	YAKIMA	UNKNOWN
ALABAMA	1	0	0	1	0	0	8	0	1	0	3	2	0	3	0	0	1	3	1	5
ALASKA	1	0	1	1	0	1	23	0	4	0	16	31	2	16	0	1	8	0	1	5
ARIZONA	6	0	6	1	3	2	44	2	15	1	33	61	3	11	0	1	13	8	8	15
ARKANSAS	1	0	1	0	0	1	10	0	0	0	5	3	0	1	0	0	0	3	1	1
CALIFORNIA	11	3	18	8	5	5	260	18	41	7	184	225	23	92	2	17	141	20	43	124
COLORADO	4	0	0	0	6	1	57	0	5	1	36	44	2	15	0	4	19	6	5	5
CONNECTICUT	0	0	0	1	0	0	4	0	1	0	3	1	0	3	0	1	3	4	1	0
DELAWARE	0	0	0	0	0	0	1	0	0	0	4	2	0	0	0	0	0	0	0	3
FLORIDA	2	0	1	1	1	1	50	1	8	0	38	51	1	30	0	3	15	6	8	28
GEORGIA	0	2	2	3	0	0	31	0	1	0	29	9	0	18	0	1	5	3	4	10
HAWAII	1	0	1	1	0	0	34	0	5	0	26	13	1	14	1	0	5	0	5	6
IDAHO	4	1	4	2	2	10	24	1	5	0	22	165	4	10	0	1	10	33	13	20
ILLINOIS	2	0	4	0	2	0	32	1	3	0	25	20	0	8	0	2	4	4	2	12
INDIANA	2	1	4	0	0	0	10	0	2	0	16	8	1	1	0	5	0	3	3	6
IOWA	1	0	1	0	0	0	8	0	3	0	6	11	1	4	0	0	3	0	1	0
KANSAS	0	0	0	3	0	0	11	0	0	0	7	1	0	2	0	0	2	0	0	5
KENTUCKY	0	0	0	0	0	0	12	0	0	0	3	6	0	1	0	0	1	0	0	5
LOUISIANA	0	0	0	0	0	1	4	0	3	0	4	6	0	3	0	1	5	1	2	4
MAINE	0	0	0	0	0	0	1	0	0	0	2	2	0	1	0	0	2	0	0	1
MARYLAND	0	0	0	2	0	1	17	0	1	0	13	3	0	2	0	2	2	3	0	7
MASSACHUSETTS	1	0	1	0	0	0	21	0	0	0	10	9	0	4	0	1	2	2	1	5
MICHIGAN	0	0	1	0	1	0	16	2	0	0	16	15	0	8	0	1	5	3	0	10
MINNESOTA	1	2	0	0	2	3	17	0	1	0	15	17	0	2	0	1	7	7	0	10
MISSISSIPPI	0	0	0	0	1	0	1	0	0	0	0	4	0	0	0	0	0	1	0	1
MISSOURI	0	1	0	0	0	1	24	0	2	1	12	16	2	1	0	0	1	2	1	6
MONTANA	1	0	1	1	2	0	11	1	3	0	17	53	4	8	0	4	10	5	3	10
NEBRASKA	0	0	0	0	0	0	6	0	0	0	5	9	0	5	0	1	1	1	2	3
NEVADA	2	1	2	0	2	0	38	3	1	0	25	44	1	15	0	2	3	7	7	12
NEW HAMPSHIRE	0	0	1	0	0	0	7	0	2	0	5	5	0	0	0	0	4	0	0	4
NEW JERSEY	0	0	3	1	0	0	12	0	0	0	10	5	0	3	0	0	2	3	1	11
NEW MEXICO	1	0	2	1	0	0	7	2	1	0	3	6	0	4	0	0	5	1	5	2
NEW YORK	1	0	1	0	0	0	23	3	5	0	28	14	0	13	0	2	4	2	0	12
NORTH CAROLINA	2	0	1	0	0	0	26	1	7	2	18	10	1	11	0	1	3	1	3	10
NORTH DAKOTA	0	0	0	0	0	1	1	0	1	0	4	13	0	2	0	0	1	3	0	4
OHIO	1	0	1	0	0	0	16	0	2	0	14	15	0	8	0	1	5	1	1	1
OKLAHOMA	0	0	0	2	1	0	14	0	2	0	3	13	1	5	0	1	1	1	1	1
OREGON	15	0	13	4	22	0	71	10	14	15	40	100	3	36	7	18	26	13	29	47
PENNSYLVANIA	1	0	3	0	0	0	14	0	2	0	16	12	0	6	0	0	2	1	2	6
RHODE ISLAND	0	0	0	0	0	0	2	0	0	0	1	1	0	0	0	0	0	0	0	2
SOUTH CAROLINA	0	0	1	0	0	2	7	0	2	0	4	6	0	2	0	2	1	3	5	4
SOUTH DAKOTA	0	0	2	0	1	0	1	0	0	0	2	4	0	1	0	0	3	2	1	0
TENNESSEE	1	1	0	1	0	0	18	0	0	0	11	14	0	6	0	0	3	0	1	8
TEXAS	6	2	3	2	5	1	83	1	8	2	52	74	2	23	2	6	17	8	10	27
UTAH	3	0	1	2	3	1	23	0	0	0	12	33	4	6	0	3	8	6	0	5
VERMONT	1	0	0	0	0	0	0	0	0	0	1	0	0	0	0	0	0	0	1	0
VIRGINIA	1	0	0	1	3	0	33	0	5	0	21	20	0	9	0	4	5	1	1	10
WASHINGTON	0	0	0	0	0	0	0	0	0	0	0	0	0	0	0	0	0	0	0	0
WEST VIRGINIA	0	0	0	0	0	0	1	0	0	0	0	1	1	0	0	0	1	0	0	0
WISCONSIN	1	0	0	0	0	0	15	1	2	0	16	17	1	3	0	1	6	6	1	5
WYOMING	0	0	0	0	0	0	6	0	0	0	2	4	0	1	0	1	0	1	0	1
DISTRICT OF COLUMBIA	0	0	0	0	0	1	3	0	0	0	0	0	0	0	0	0	1	0	0	1
AFGHANISTAN	0	0	0	0	0	0	0	0	0	0	0	0	0	0	0	0	0	0	0	0
ÅLAND ISLANDS	0	0	0	0	0	0	0	0	0	0	0	0	0	0	0	0	0	0	0	0
ALBANIA	0	0	0	0	0	0	0	0	0	0	0	0	0	0	0	0	0	0	0	0
ALGERIA	0	0	0	0	0	0	0	0	0	0	0	0	0	0	0	0	0	0	0	0
AMERICAN SAMOA	0	0	0	0	0	0	1	0	0	0	0	1	0	0	0	0	0	0	0	1

September 2020 Totals by Location Moved From, and By County Moved To

FROM / TO	LEWIS	LINCOLN	MASON	OKANAGON	PACIFIC	PEND OREILLE	PIERCE	SAN JUAN	SKAGIT	SKAMANIA	SNOHOMISH	SPOKANE	STEVENS	THURSTON	WAHKIAKUM	WALLA WALLA	WHATCOM	WHITMAN	YAKIMA	UNKNOWN
ANDORRA	0	0	0	0	0	0	0	0	0	0	0	0	0	0	0	0	0	0	0	0
ANGOLA	0	0	0	0	0	0	0	0	0	0	0	0	0	0	0	0	0	0	0	0
ANGUILLA	0	0	0	0	0	0	0	0	0	0	0	0	0	0	0	0	0	0	0	0
ANTARCTICA	0	0	0	0	0	0	0	0	0	0	0	0	0	0	0	0	0	0	0	0
ANTIGUA-BARBUDA	0	0	0	0	0	0	0	0	0	0	0	0	0	0	0	0	0	0	0	0
ARGENTINA	0	0	0	0	0	0	1	0	0	0	0	0	0	0	0	0	0	0	0	0
ARMENIA	0	0	0	0	0	0	0	0	0	0	0	0	0	0	0	0	0	0	0	0
ARUBA	0	0	0	0	0	0	0	0	0	0	0	0	0	0	0	0	0	0	0	0
AUSTRALIA	0	0	0	0	0	0	0	0	0	0	0	0	0	0	0	0	0	0	0	0
AUSTRIA	0	0	0	0	0	0	0	0	0	0	0	0	0	0	0	0	0	0	0	0
AZERBAIJAN	0	0	0	0	0	0	0	0	0	0	0	0	0	0	0	0	0	0	0	0
BAHAMAS	0	0	0	0	0	0	0	0	0	0	0	0	0	0	0	0	0	1	0	0
BAHRAIN	0	0	0	0	0	0	0	0	0	0	0	0	0	0	0	0	0	0	0	0
BANGLADESH	0	0	0	0	0	0	0	0	0	0	0	0	0	0	0	0	0	0	0	0
BARBADOS	0	0	0	0	0	0	0	0	0	0	0	0	0	0	0	0	0	0	0	0
BELARUS	0	0	0	0	0	0	0	0	0	0	0	0	0	0	0	0	0	0	0	1
BELGIUM	0	0	0	0	0	0	0	0	0	0	0	0	0	0	0	0	0	0	0	0
BELIZE	0	0	0	0	0	0	0	0	0	0	0	0	0	0	0	0	0	0	0	0
BENIN	0	0	0	0	0	0	0	0	0	0	0	0	0	0	0	0	0	0	0	0
BERMUDA	0	0	0	0	0	0	0	0	0	0	0	0	0	0	0	0	0	0	0	0
BHUTAN	0	0	0	0	0	0	0	0	0	0	0	0	0	0	0	0	0	0	0	0
BOLIVIA	0	0	0	0	0	0	0	0	0	0	0	0	0	0	0	0	0	0	0	0
BONAIRE, SINT EUSTATIUS	0	0	0	0	0	0	0	0	0	0	0	0	0	0	0	0	0	0	0	0
BOSNIA AND HERZEGOVIN	0	0	0	0	0	0	0	0	0	0	0	0	0	0	0	0	0	0	0	0
BOTSWANA	0	0	0	0	0	0	0	0	0	0	0	0	0	0	0	0	0	0	0	0
BOUVET ISLAND	0	0	0	0	0	0	0	0	0	0	0	0	0	0	0	0	0	0	0	0
BRAZIL	0	0	0	0	0	0	1	0	0	0	4	0	0	0	0	0	0	0	0	0
BRITISH INDIAN OCEAN TE	0	0	0	0	0	0	0	0	0	0	0	0	0	0	0	0	0	0	0	0
BRUNEI DARUSSALAM	0	0	0	0	0	0	0	0	0	0	0	0	0	0	0	0	0	0	0	0
BULGARIA	0	0	0	0	0	0	0	0	0	0	0	0	0	0	0	0	0	0	0	0
BURKINA FASO	0	0	0	0	0	0	0	0	0	0	0	0	0	0	0	0	0	0	0	0
BURUNDI	0	0	0	0	0	0	0	0	0	0	0	0	0	0	0	0	0	0	0	0
CAMBODIA	0	0	0	0	0	0	0	0	0	0	0	0	0	0	0	0	0	0	0	0
CAMEROON	0	0	0	0	0	0	0	0	0	0	0	0	0	0	0	0	0	0	0	0
CANADA	0	1	1	0	0	0	3	0	1	0	2	1	0	1	0	0	15	0	0	3
CAPE VERDE	0	0	0	0	0	0	0	0	0	0	0	0	0	0	0	0	0	0	0	0
CAYMAN ISLANDS	0	0	0	0	0	0	0	0	0	0	0	0	0	0	0	0	0	0	0	0
CENTRAL AFRICAN REPUB	0	0	0	0	0	0	0	0	0	0	0	0	0	0	0	0	0	0	0	0
CHAD	0	0	0	0	0	0	0	0	0	0	0	0	0	0	0	0	0	0	0	0
CHILE	0	0	0	0	0	0	0	0	0	0	0	0	0	0	0	0	0	0	0	0
CHINA	0	0	0	0	0	0	2	0	0	0	0	0	0	0	0	0	0	1	0	1
CHRISTMAS ISLAND	0	0	0	0	0	0	0	0	0	0	0	0	0	0	0	0	0	0	0	0
COCOS (KEELING) ISLANDS	0	0	0	0	0	0	0	0	0	0	0	0	0	0	0	0	0	0	0	0
COLOMBIA	0	0	0	0	0	0	0	0	0	0	1	0	0	0	0	0	0	0	0	0
COMOROS	0	0	0	0	0	0	0	0	0	0	0	0	0	0	0	0	0	0	0	0
CONGO	0	0	0	0	0	0	0	0	0	0	0	0	0	0	0	0	0	0	0	0
CONGO,THE DEMOCRATIC	0	0	0	0	0	0	0	0	0	0	0	0	0	0	0	0	0	0	0	0
COOK ISLANDS	0	0	0	0	0	0	0	0	0	0	0	0	0	0	0	0	0	0	0	0
COSTA RICA	0	0	0	0	0	0	0	0	0	0	0	0	0	0	0	0	0	0	0	0
CÔTE D'IVOIRE	0	0	0	0	0	0	0	0	0	0	0	0	0	0	0	0	0	0	0	0
CROATIA	0	0	0	0	0	0	0	0	0	0	0	0	0	0	0	0	0	0	0	0
CUBA	0	0	0	0	0	0	0	0	0	0	0	0	0	0	0	0	0	0	0	0
CURAÇAO	0	0	0	0	0	0	0	0	0	0	0	0	0	0	0	0	0	0	0	0
CYPRUS	0	0	0	0	0	0	0	0	0	0	0	0	0	0	0	0	0	0	0	0
CZECH REPUBLIC	0	0	0	0	0	0	0	0	0	0	0	0	0	0	0	0	0	0	0	0
DENMARK	0	0	0	0	0	0	0	0	0	0	0	0	0	0	0	0	0	0	0	0
DJIBOUTI	0	0	0	0	0	0	0	0	0	0	0	0	0	0	0	0	0	0	0	0
DOMINICA	0	0	0	0	0	0	0	0	0	0	0	0	0	0	0	0	0	0	0	0

September 2020 Totals by Location Moved From, and By County Moved To

FROM / TO	LEWIS	LINCOLN	MASON	OKANAGON	PACIFIC	PEND OREILLE	PIERCE	SAN JUAN	SKAGIT	SKAMANIA	SNOHOMISH	SPOKANE	STEVENS	THURSTON	WAHKIAKUM	WALLA WALLA	WHATCOM	WHITMAN	YAKIMA	UNKNOWN
DOMINICAN REPUBLIC	0	0	0	0	0	0	0	0	0	0	0	0	0	0	0	0	0	0	0	0
ECUADOR	0	0	0	0	0	0	0	0	0	0	0	0	0	0	0	0	0	1	0	0
EGYPT	0	0	0	0	0	0	0	0	0	0	0	0	0	0	0	0	0	0	0	0
EL SALVADOR	0	0	0	0	0	0	0	0	0	0	0	0	0	0	0	0	0	0	0	0
ENGLAND	0	0	0	0	0	0	0	0	0	0	0	0	0	0	0	0	0	0	0	0
EQUATORIAL GUINEA	0	0	0	0	0	0	0	0	0	0	0	0	0	0	0	0	0	0	0	0
ERITREA	0	0	0	0	0	0	0	0	0	0	0	0	0	0	0	0	0	0	0	0
ESTONIA	0	0	0	0	0	0	0	0	0	0	0	0	0	0	0	0	0	0	0	0
ETHIOPIA	0	0	0	0	0	0	0	0	0	0	0	0	0	0	0	0	0	0	0	0
FALKLAND ISLANDS (MALV	0	0	0	0	0	0	0	0	0	0	0	0	0	0	0	0	0	0	0	0
FAROE ISLANDS	0	0	0	0	0	0	0	0	0	0	0	0	0	0	0	0	0	0	0	0
FEDERAL STATES OF MICR	0	0	0	0	0	0	0	0	0	0	0	0	0	0	0	0	0	0	0	0
FIJI	0	0	0	0	0	0	0	0	0	0	0	0	0	0	0	0	0	0	0	0
FINLAND	0	0	0	0	0	0	0	0	0	0	0	0	0	0	0	0	0	0	0	0
FRANCE	0	0	0	0	0	0	0	0	0	0	0	0	0	0	0	0	0	0	0	1
FRENCH GUIANA	0	0	0	0	0	0	0	0	0	0	0	0	0	0	0	0	0	0	0	0
FRENCH POLYNESIA	0	0	0	0	0	0	0	0	0	0	0	0	0	0	0	0	0	0	0	0
FRENCH SOUTHERN TERRI	0	0	0	0	0	0	0	0	0	0	0	0	0	0	0	0	0	0	0	0
GABON	0	0	0	0	0	0	0	0	0	0	0	0	0	0	0	0	0	0	0	0
GAMBIA	0	0	0	0	0	0	0	0	0	0	0	0	0	0	0	0	0	0	0	0
GEORGIA (Country)	0	0	0	0	0	0	0	0	0	0	0	0	0	0	0	0	0	0	0	0
GERMANY	0	0	0	1	0	0	0	0	0	0	1	0	0	0	0	0	1	0	0	1
GHANA	0	0	0	0	0	0	0	0	0	0	0	0	0	0	0	0	0	0	0	0
GIBRALTAR	0	0	0	0	0	0	0	0	0	0	0	0	0	0	0	0	0	0	0	0
GREECE	0	0	0	0	0	0	0	0	0	0	0	0	0	0	0	0	0	0	0	0
GREENLAND	0	0	0	0	0	0	0	0	0	0	0	0	0	0	0	0	0	0	0	0
GRENADA	0	0	0	0	0	0	0	0	0	0	0	0	0	0	0	0	0	0	0	0
GUADELOUPE	0	0	0	0	0	0	0	0	0	0	0	0	0	0	0	0	0	0	0	0
GUAM	0	0	0	0	0	0	12	0	0	0	5	0	0	3	0	0	0	2	0	2
GUANAJUATO	0	0	0	0	0	0	0	0	0	0	0	0	0	0	0	0	0	0	0	0
GUATEMALA	0	0	0	0	0	0	1	0	0	0	0	0	0	0	0	0	0	0	0	0
GUERNSEY	0	0	0	0	0	0	0	0	0	0	0	0	0	0	0	0	0	0	0	0
GUINEA	0	0	0	0	0	0	0	0	0	0	0	0	0	0	0	0	0	0	0	0
GUINEA-BISSAU	0	0	0	0	0	0	0	0	0	0	0	0	0	0	0	0	0	0	0	0
GUYANA	0	0	0	0	0	0	0	0	0	0	0	0	0	0	0	0	0	0	0	0
HAITI	0	0	0	0	0	0	0	0	0	0	0	0	0	0	0	0	0	0	0	0
HEARD ISLAND-MCDONALD	0	0	0	0	0	0	0	0	0	0	0	0	0	0	0	0	0	0	0	0
HOLY SEE (VATICAN CITY S	0	0	0	0	0	0	0	0	0	0	0	0	0	0	0	0	0	0	0	0
HONDURAS	0	0	0	0	0	0	0	0	0	0	0	1	0	0	0	0	0	0	0	0
HONG KONG	0	0	0	0	0	0	0	0	0	0	0	0	0	0	0	0	0	0	0	0
HUNGARY	0	0	0	0	0	0	0	0	0	0	0	0	0	0	0	0	0	0	0	0
ICELAND	0	0	0	0	0	0	0	0	0	0	0	0	0	0	0	0	0	0	0	0
INDIA	0	0	0	0	0	0	4	0	0	0	2	0	0	0	0	0	0	0	0	2
INDONESIA	0	0	0	0	0	0	0	0	0	0	0	0	0	0	0	0	0	0	0	0
IRAN	0	0	0	0	0	0	0	0	0	0	0	0	0	0	0	0	0	0	0	0
IRAQ	0	0	0	0	0	0	0	0	0	0	0	0	0	0	0	0	0	0	0	0
IRELAND	0	0	0	0	0	0	0	0	0	0	0	0	0	0	0	0	0	0	0	0
ISLE OF MAN	0	0	0	0	0	0	0	0	0	0	0	0	0	0	0	0	0	0	0	0
ISRAEL	1	0	0	0	0	0	0	0	0	0	0	0	0	0	0	0	0	0	0	1
ITALY	0	0	0	0	0	0	0	0	0	0	0	0	0	0	0	0	0	0	0	0
JAMAICA	0	0	0	0	0	0	0	0	0	0	0	0	0	0	0	0	0	0	0	0
JAPAN	0	0	0	0	0	0	2	0	0	0	1	0	0	0	0	0	1	1	0	0
JERSEY	0	0	0	0	0	0	0	0	0	0	0	0	0	0	0	0	0	0	0	0
JORDAN	0	0	0	0	0	0	0	0	0	0	0	0	0	0	0	0	0	0	0	0
KAZAKHSTAN	0	0	0	0	0	0	0	0	0	0	0	0	0	0	0	0	0	0	0	1
KENYA	0	0	0	0	0	0	3	0	0	0	1	0	0	0	0	0	0	0	0	1
KIRIBATI	0	0	0	0	0	0	0	0	0	0	0	0	0	0	0	0	0	0	0	0
KUWAIT	0	0	0	0	0	0	0	0	0	0	0	0	0	0	0	0	0	0	0	0

September 2020 Totals by Location Moved From, and By County Moved To

FROM / TO	LEWIS	LINCOLN	MASON	OKANAGON	PACIFIC	PEND OREILLE	PIERCE	SAN JUAN	SKAGIT	SKAMANIA	SNOHOMISH	SPOKANE	STEVENS	THURSTON	WAHKIAKUM	WALLA WALLA	WHATCOM	WHITMAN	YAKIMA	UNKNOWN
KYRGYZSTAN	0	0	0	0	0	0	0	0	0	0	0	0	0	0	0	0	0	0	0	0
LAOS	0	0	0	0	0	0	0	0	0	0	0	0	0	0	0	0	0	0	0	0
LATVIA	0	0	0	0	0	0	0	0	0	0	0	0	0	0	0	0	0	0	0	0
LEBANON	0	0	0	0	0	0	0	0	0	0	0	0	0	0	0	0	0	0	0	0
LESOTHO	0	0	0	0	0	0	0	0	0	0	0	0	0	0	0	0	0	0	0	0
LIBERIA	0	0	0	0	0	0	0	0	0	0	0	0	0	0	0	0	0	0	0	0
LIBYA	0	0	0	0	0	0	0	0	0	0	0	0	0	0	0	0	0	0	0	0
LIECHTENSTEIN	0	0	0	0	0	0	0	0	0	0	0	0	0	0	0	0	0	0	0	0
LITHUANIA	0	0	0	0	0	0	0	0	0	0	0	0	0	0	0	0	0	0	0	0
LUXEMBOURG	0	0	0	0	0	0	0	0	0	0	0	0	0	0	0	0	0	0	0	0
MACAU	0	0	0	0	0	0	0	0	0	0	0	0	0	0	0	0	0	0	0	0
MACEDONIA	0	0	0	0	0	0	0	0	0	0	0	0	0	0	0	0	0	0	0	0
MADAGASCAR	0	0	0	0	0	0	0	0	0	0	0	0	0	0	0	0	0	0	0	0
MALAWI	0	0	0	0	0	0	0	0	0	0	0	0	0	0	0	0	0	0	0	0
MALAYSIA	0	0	0	0	0	0	0	0	0	0	0	1	0	0	0	0	0	0	0	0
MALDIVES	0	0	0	0	0	0	0	0	0	0	0	0	0	0	0	0	0	0	0	0
MALI	0	0	0	0	0	0	0	0	0	0	0	0	0	0	0	0	0	0	0	0
MALTA	0	0	0	0	0	0	0	0	0	0	0	0	0	0	0	0	0	0	0	0
MARSHALL ISLANDS	0	0	0	0	0	0	0	0	0	0	0	1	0	0	0	0	0	0	0	0
MARTINIQUE	0	0	0	0	0	0	0	0	0	0	0	0	0	0	0	0	0	0	0	0
MAURITANIA	0	0	0	0	0	0	0	0	0	0	0	0	0	0	0	0	0	0	0	0
MAURITIUS	0	0	0	0	0	0	0	0	0	0	0	0	0	0	0	0	0	0	0	0
MAYOTTE ISLAND	0	0	0	0	0	0	0	0	0	0	0	0	0	0	0	0	0	0	0	0
MEXICO	1	0	0	1	0	0	1	0	1	0	0	0	0	0	0	0	1	0	2	5
MONACO	0	0	0	0	0	0	0	0	0	0	0	0	0	0	0	0	0	0	0	0
MONGOLIA	0	0	0	0	0	0	0	0	0	0	0	0	0	0	0	0	0	0	0	0
MONTENEGRO	0	0	0	0	0	0	0	0	0	0	0	0	0	0	0	0	0	0	0	0
MONTSERRAT	0	0	0	0	0	0	0	0	0	0	0	0	0	0	0	0	0	0	0	0
MOROCCO	0	0	0	0	0	0	0	0	0	0	1	0	0	0	0	0	0	0	0	0
MOZAMBIQUE	0	0	0	0	0	0	0	0	0	0	0	0	0	0	0	0	0	0	0	0
MYANMAR	0	0	0	0	0	0	0	0	0	0	1	0	0	0	0	0	0	0	0	0
NAMIBIA	0	0	0	0	0	0	0	0	0	0	0	0	0	0	0	0	0	0	0	0
NAURU	0	0	0	0	0	0	0	0	0	0	0	0	0	0	0	0	0	0	0	0
NEPAL	0	0	0	0	0	0	0	0	0	0	0	0	0	0	0	0	0	0	0	0
NETHERLANDS	0	0	0	0	0	0	0	0	0	0	0	0	0	0	0	0	0	0	0	0
NEW CALEDONIA	0	0	0	0	0	0	0	0	0	0	0	0	0	0	0	0	0	0	0	0
NEW ZEALAND	0	0	0	0	0	0	0	0	0	0	0	0	0	0	0	0	0	0	0	0
NICARAGUA	0	0	0	0	0	0	0	0	0	0	0	1	0	0	0	0	0	0	0	0
NIGER	0	0	0	0	0	0	0	0	0	0	0	0	0	0	0	0	0	0	0	0
NIGERIA	0	0	0	0	0	0	0	0	0	0	0	0	0	0	0	0	0	0	0	0
NIUE	0	0	0	0	0	0	0	0	0	0	0	0	0	0	0	0	0	0	0	0
NORFOLK ISLAND	0	0	0	0	0	0	0	0	0	0	0	0	0	0	0	0	0	0	0	0
NORTH KOREA	0	0	0	0	0	0	0	0	0	0	0	0	0	0	0	0	0	0	0	0
NORTHERN IRELAND	0	0	0	0	0	0	0	0	0	0	0	0	0	0	0	0	0	0	0	0
NORTHERN MARIANA ISLAI	0	0	0	0	0	0	1	0	0	0	0	0	0	0	0	0	0	0	0	0
NORWAY	0	0	0	0	0	0	0	0	0	0	0	0	0	0	0	0	0	0	0	1
OCCUPIED PALESTINIAN TI	0	0	0	0	0	0	0	0	0	0	0	0	0	0	0	0	0	0	0	0
OMAN	0	0	0	0	0	0	0	0	0	0	0	0	0	0	0	0	0	0	0	0
PAKISTAN	0	0	0	0	0	0	0	0	0	0	0	0	0	0	0	0	0	0	0	0
PALAU	0	0	0	0	0	0	0	0	0	0	0	0	0	0	0	0	0	0	0	0
PANAMA	0	0	0	0	0	0	0	0	0	0	0	0	0	0	0	0	0	0	0	0
PAPUA NEW GUINEA	0	0	0	0	0	0	0	0	0	0	0	0	0	0	0	0	0	0	0	0
PARAGUAY	0	0	0	0	0	0	0	0	0	0	0	0	0	0	0	0	0	0	0	0
PERU	0	0	0	0	0	0	0	0	0	0	1	0	0	0	0	0	0	0	0	0
PHILIPPINES	0	0	0	0	0	0	1	0	0	0	1	0	0	0	0	0	0	0	0	0
PITCAIRN	0	0	0	0	0	0	0	0	0	0	0	0	0	0	0	0	0	0	0	0
POLAND	0	0	0	0	0	0	0	0	0	0	0	0	0	0	0	0	0	0	0	0
PORTUGAL	0	0	0	0	0	0	0	0	0	0	0	0	0	0	0	0	0	0	0	0

September 2020 Totals by Location Moved From, and By County Moved To

FROM / TO	LEWIS	LINCOLN	MASON	OKANAGON	PACIFIC	PEND OREILLE	PIERCE	SAN JUAN	SKAGIT	SKAMANIA	SNOHOMISH	SPOKANE	STEVENS	THURSTON	WAHKIAKUM	WALLA WALLA	WHATCOM	WHITMAN	YAKIMA	UNKNOWN
PUERTO RICO	0	0	0	0	0	0	9	0	0	0	1	2	0	0	0	0	0	4	0	4
QATAR	0	0	0	0	0	0	0	0	0	0	0	0	0	0	0	0	0	0	0	0
REPUBLIC OF MOLDOVA	0	0	0	0	0	0	0	0	0	0	0	0	0	0	0	0	0	0	0	0
RÉUNION ISLAND	0	0	0	0	0	0	0	0	0	0	0	0	0	0	0	0	0	0	0	0
ROMANIA	0	0	0	0	0	0	3	0	0	0	0	0	0	0	0	0	0	0	0	3
RUSSIA	0	0	0	0	0	0	1	0	0	0	3	0	0	0	0	0	0	0	0	0
RWANDA	0	0	0	0	0	0	0	0	0	0	0	0	0	0	0	0	0	0	0	0
SAMOA	0	0	0	0	0	0	0	0	0	0	0	0	0	0	0	0	0	0	0	0
SAN MARINO	0	0	0	0	0	0	0	0	0	0	0	0	0	0	0	0	0	0	0	0
SAO TOME AND PRINCIPE	0	0	0	0	0	0	0	0	0	0	0	0	0	0	0	0	0	0	0	0
SAUDI ARABIA	0	0	0	0	0	0	0	0	0	0	0	0	0	0	0	0	0	0	0	0
SCOTLAND	0	0	0	0	0	0	0	0	0	0	0	0	0	0	0	0	0	0	0	0
SENEGAL	0	0	0	0	0	0	0	0	0	0	0	0	0	0	0	0	0	0	0	0
SERBIA	0	0	0	0	0	0	0	0	0	0	0	0	0	0	0	0	0	0	0	0
SEYCHELLES	0	0	0	0	0	0	0	0	0	0	0	0	0	0	0	0	0	0	0	0
SIERRA LEONE	0	0	0	0	0	0	0	0	0	0	0	0	0	0	0	0	0	0	0	1
SINGAPORE	0	0	0	0	0	0	0	0	0	0	0	0	0	0	0	0	0	0	0	0
SINT MAARTEN	0	0	0	0	0	0	0	0	0	0	0	0	0	0	0	0	0	0	0	0
SLOVAKIA	0	0	0	0	0	0	0	0	0	0	0	0	0	0	0	0	0	0	0	0
SLOVENIA	0	0	0	0	0	0	0	0	0	0	0	0	0	0	0	0	0	0	0	0
SOLOMON ISLANDS	0	0	0	0	0	0	0	0	0	0	0	0	0	0	0	0	0	0	0	0
SOMALIA	0	0	0	0	0	0	0	0	0	0	0	0	0	0	0	0	0	0	0	0
SOUTH AFRICA	0	0	0	0	0	0	0	0	0	0	0	0	0	0	0	0	0	0	0	0
SOUTH GEORGIA-SANDWIC	0	0	0	0	0	0	0	0	0	0	0	0	0	0	0	0	0	0	0	0
SOUTH KOREA	0	0	0	0	0	0	9	0	0	0	6	1	0	0	0	0	2	0	0	5
SOUTH SUDAN	0	0	0	0	0	0	0	0	0	0	0	0	0	0	0	0	0	0	0	0
SPAIN	1	0	0	0	0	0	0	0	0	0	0	0	0	0	0	0	0	0	0	0
SRI LANKA	0	0	0	0	0	0	0	0	0	0	0	0	0	0	0	0	0	0	0	0
ST. BARTHÉLEMY	0	0	0	0	0	0	0	0	0	0	0	0	0	0	0	0	0	0	0	0
ST. HELENA	0	0	0	0	0	0	0	0	0	0	0	0	0	0	0	0	0	0	0	0
ST. KITTS NEVIS	0	0	0	0	0	0	0	0	0	0	0	0	0	0	0	0	0	0	0	0
ST. LUCIA	0	0	0	0	0	0	0	0	0	0	0	0	0	0	0	0	0	0	0	0
ST. PIERRE AND MIQUELON	0	0	0	0	0	0	0	0	0	0	0	0	0	0	0	0	0	0	0	0
ST. VINCENT AND THE GRE	0	0	0	0	0	0	0	0	0	0	0	0	0	0	0	0	0	0	0	0
SUDAN	0	0	0	0	0	0	0	0	0	0	0	0	0	0	0	0	0	0	0	0
SURINAME	0	0	0	0	0	0	0	0	0	0	0	0	0	0	0	0	0	0	0	0
SVALBARD AND JAN MAYE	0	0	0	0	0	0	0	0	0	0	0	0	0	0	0	0	0	0	0	0
SWAZILAND	0	0	0	0	0	0	0	0	0	0	0	0	0	0	0	0	0	0	0	0
SWEDEN	0	0	0	0	0	0	0	0	0	0	0	0	0	0	0	0	0	0	0	0
SWITZERLAND	0	0	0	0	0	0	0	0	0	0	0	0	0	0	0	0	0	0	0	0
SYRIAN ARAB REPUBLIC	0	0	0	0	0	0	0	0	0	0	0	0	0	0	0	0	0	0	0	0
TAIWAN	0	0	0	0	0	0	1	0	0	0	0	0	0	0	0	0	0	0	0	1
TAJIKISTAN	0	0	0	0	0	0	0	0	0	0	0	0	0	0	0	0	0	0	0	0
TANZANIA	0	0	0	0	0	0	0	0	0	0	0	0	0	0	0	0	0	0	0	0
THAILAND	0	0	0	0	0	0	0	0	0	0	0	0	0	0	0	0	0	0	0	0
TIMOR-LESTE	0	0	0	0	0	0	0	0	0	0	0	0	0	0	0	0	0	0	0	0
TOGO	0	0	0	0	0	0	0	0	0	0	0	0	0	0	0	0	0	0	0	0
TOKELAU	0	0	0	0	0	0	0	0	0	0	0	0	0	0	0	0	0	0	0	0
TONGA	0	0	0	0	0	0	0	0	0	0	0	0	0	0	0	0	0	0	0	0
TRINIDAD AND TOBAGO	0	0	0	0	0	0	0	0	0	0	0	0	0	0	0	0	0	0	0	0
TUNISIA	0	0	0	0	0	0	0	0	0	0	0	0	0	0	0	0	0	0	0	0
TURKEY	0	0	0	0	0	0	0	0	0	0	0	0	0	0	0	0	0	0	0	0
TURKMENISTAN	0	0	0	0	0	0	0	0	0	0	0	0	0	0	0	0	0	0	0	0
TURKS AND CAICOS ISLAN	0	0	0	0	0	0	0	0	0	0	0	0	0	0	0	0	0	0	0	0
TUVALU	0	0	0	0	0	0	0	0	0	0	0	0	0	0	0	0	0	0	0	0
UGANDA	0	0	0	0	0	0	0	0	0	0	0	0	0	0	0	0	0	0	0	0
UKRAINE	0	0	0	0	0	0	1	0	0	0	1	1	0	0	0	0	0	0	0	0
UNITED ARAB EMIRATES	0	0	0	0	0	0	0	0	0	0	0	0	0	0	0	0	0	0	0	0

September 2020 Totals by Location Moved From, and By County Moved To

FROM / TO	LEWIS	LINCOLN	MASON	OKANAGON	PACIFIC	PEND OREILLE	PIERCE	SAN JUAN	SKAGIT	SKAMANIA	SNOHOMISH	SPOKANE	STEVENS	THURSTON	WAHKIAKUM	WALLA WALLA	WHATCOM	WHITMAN	YAKIMA	UNKNOWN
UNITED KINGDOM	0	0	0	0	0	0	0	0	0	0	0	0	0	0	0	0	0	0	0	0
URUGUAY	0	0	0	0	0	0	0	0	0	0	0	0	0	0	0	0	0	0	0	0
US MINOR OUTLYING ISLAN	0	0	0	0	0	0	0	0	0	0	0	0	0	0	0	0	0	0	0	0
UZBEKISTAN	0	0	0	0	0	0	0	0	0	0	0	0	0	0	0	0	0	0	0	0
VANUATU	0	0	0	0	0	0	0	0	0	0	0	0	0	0	0	0	0	0	0	0
VENEZUELA	0	0	0	0	0	0	0	0	0	0	0	1	0	0	0	0	0	0	0	1
VIET NAM	0	0	0	0	0	0	0	0	0	0	0	0	0	0	0	0	0	0	0	0
VIRGIN ISLANDS	0	0	0	0	0	0	0	0	0	0	0	0	0	0	0	1	0	0	0	0
VIRGIN ISLANDS, BRITISH	0	0	0	0	0	0	0	0	0	0	0	0	0	0	0	0	0	0	0	0
VIRGIN ISLANDS, U.S.	0	0	0	0	0	0	0	0	0	0	0	0	0	0	0	0	0	0	0	0
WALES	0	0	0	0	0	0	0	0	0	0	0	0	0	0	0	0	0	0	0	0
WALLIS-FUTUNA	0	0	0	0	0	0	0	0	0	0	0	0	0	0	0	0	0	0	0	0
WESTERN SAHARA	0	0	0	0	0	0	0	0	0	0	0	0	0	0	0	0	0	0	0	0
YEMEN	0	0	0	0	0	0	0	0	0	0	0	0	0	0	0	0	0	0	0	0
ZAMBIA	0	0	0	0	0	0	0	0	0	0	0	0	0	0	0	0	0	0	0	0
ZIMBABWE	0	0	0	0	0	0	0	0	0	0	0	0	0	0	0	0	0	0	0	0
**** TOTAL ****	**78**	**15**	**81**	**41**	**62**	**33**	**1215**	**47**	**160**	**29**	**870**	**1209**	**58**	**421**	**12**	**90**	**386**	**188**	**176**	**516**