STATE OF WASHINGTON
DEPARTMENT OF LICENSING
PO Box 9020 • Olympia, Washington 98507-9020

December 14, 2020

Washington State Drivers Report for November 2020

The monthly report provides a summary of Washington drivers' license (WDL) in-migration activity. There was a major driver licensing system change effective September 2018 and the following improvements were made to this report:

- Reporting covers the true calendar month from September 2018 forward. Previously, the month reported was the sum of the weeks through the last Saturday of the month.
- Data cleaning/reclassification may have some impact to the report counts. Caution is advised when comparing the new and old reports.

During the month of November, 11,849 out-of-state drivers obtained a Washington driver license. This is 78 fewer than11,927 out-of-state drivers who obtained licenses in November of 2019. Licensing office operations have been limited since around mid-March in accordance with Governor Inslee's Stay Home Proclamation and licenses for drivers moving into Washington have been under-processed. For the 12 months ending November 2020, 109,488 out-of-state drivers obtained a Washington driver license, a decrease over the same period a year ago by -33 percent.

The table below depicts WDL migration into Washington State featuring states that have historically been the top five in-migration states. Also depicted in the table below is a 12-month moving sum to provide an annual trend.

	Nov 2020			Year Ending Nov 2020		
	2020	2019	% Change	2020	2019	% Change
Total Drivers In	**11,849**	**11,927**	**-0.7**	**109,488**	**163,388**	**-33.0**
Weekly Average	**2,962**	**2,982**	**-0.7**	**2,106**	**3,142**	**-33.0**
California	2,766	2,528	9.4	24,404	34,775	-29.8
Oregon	1,491	1,323	12.7	12,597	18,072	-30.3
Texas	621	687	-9.6	6,386	9,403	-32.1
Arizona	469	492	-4.7	4,324	6,511	-33.6
Idaho	440	418	5.3	3,883	5,401	-28.1

The graphs on page 2 show the 12-month moving sum of drivers moving into Washington, the percent change from a year ago, and the top five in-migration states.

The table on page 3 has the current month driver in-migration by state along with the same month a year ago showing the year-over-year (YOY) change as well as the percent change by state. The monthly detail report of driver migration totals by location moved from and by county moved to begins on page 4.

The WDL Reports are available online at https://www.dol.wa.gov/about/driversreports.html.

Alice Vogel, Tax Policy Specialist
Department of Licensing
Forecasting Office
Highways and Licensing Building
Olympia, WA 98507- 48018

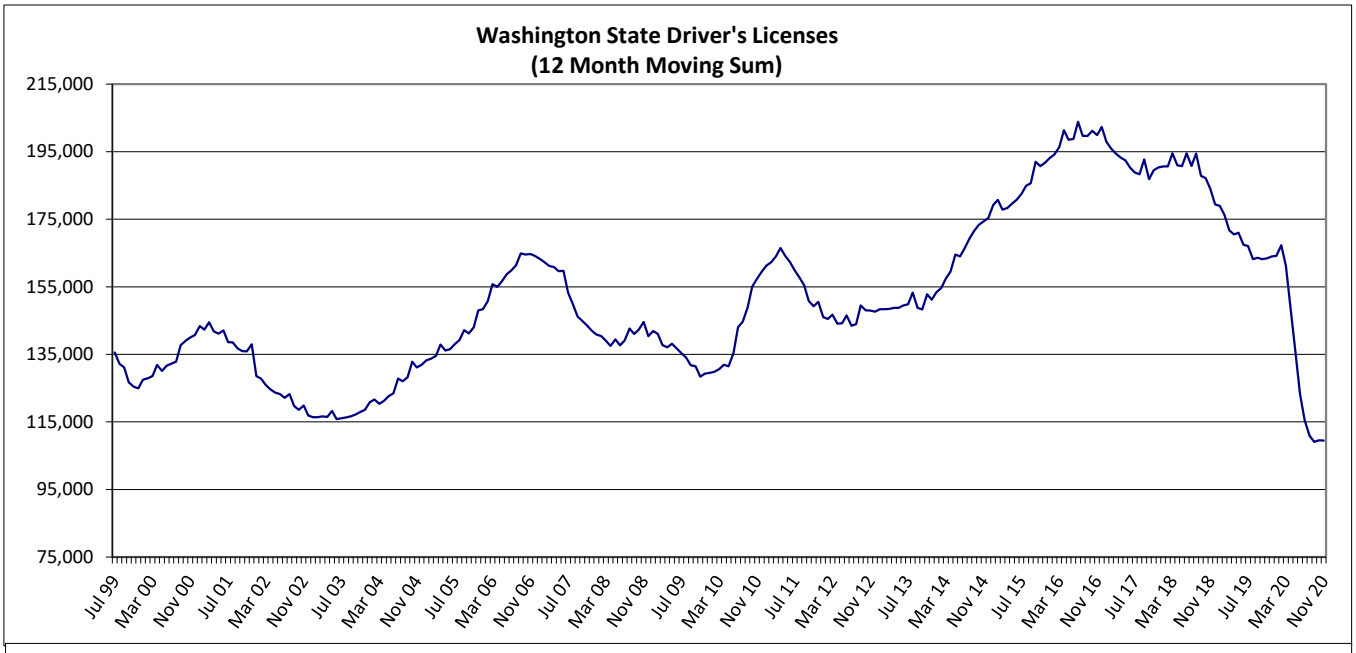
Washington State Driver's Licenses
(12 Month Moving Sum)
215,000
195,000
175,000
155,000
135,000
115,000
95,000
75,000
Jul 99
Mar 00
Nov 00
Jul 01
Mar 02
Nov 02
Jul 03
Mar 04
Nov 04
Jul 05
Mar 06
Nov 06
Jul 07
Mar 08
Nov 08
Jul 09
Mar 10
Nov 10
Jul 11
Mar 12
Nov 12
Jul 13
Mar 14
Nov 14
Jul 15
Mar 16
Nov 16
Jul 17
Mar 18
Nov 18
Jul 19
Mar 20
Nov 20

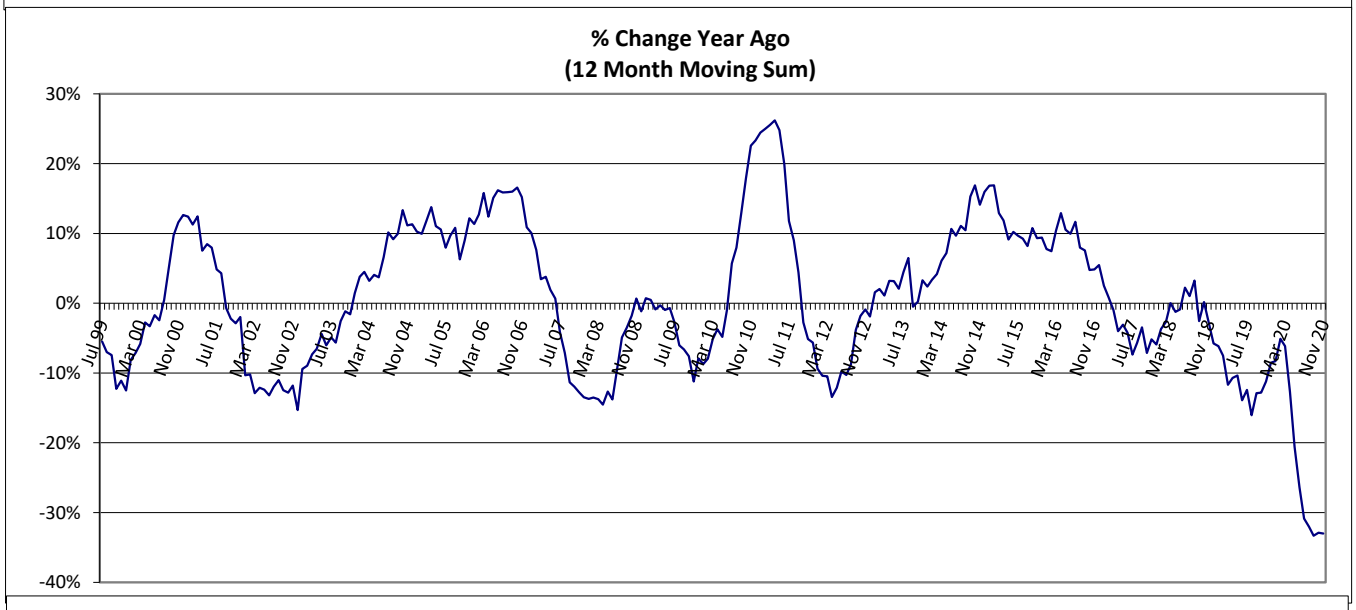
% Change Year Ago
(12 Month Moving Sum)
30%
20%
10%
0%
-10%
-20%
-30%
-40%
Jul 99
Mar 00
Nov 00
Jul 01
Mar 02
Nov 02
Jul 03
Mar 04
Nov 04
Jul 05
Mar 06
Nov 06
Jul 07
Mar 08
Nov 08
Jul 09
Mar 10
Nov 10
Jul 11
Mar 12
Nov 12
Jul 13
Mar 14
Nov 14
Jul 15
Mar 16
Nov 16
Jul 17
Mar 18
Nov 18
Jul 19
Mar 20
Nov 20

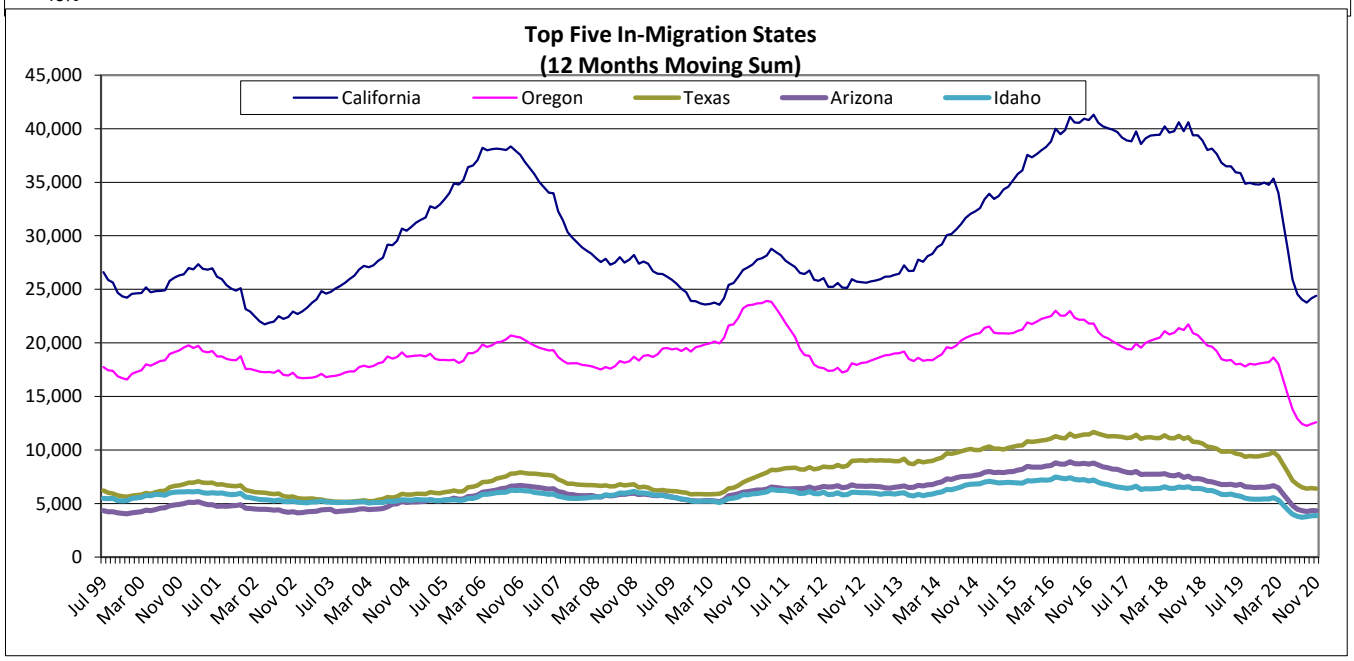
Top Five In-Migration States
(12 Months Moving Sum)
California
Oregon
Texas
Arizona
Idaho
45,000
40,000
35,000
30,000
25,000
20,000
15,000
10,000
5,000
0
Jul 99
Mar 00
Nov 00
Jul 01
Mar 02
Nov 02
Jul 03
Mar 04
Nov 04
Jul 05
Mar 06
Nov 06
Jul 07
Mar 08
Nov 08
Jul 09
Mar 10
Nov 10
Jul 11
Mar 12
Nov 12
Jul 13
Mar 14
Nov 14
Jul 15
Mar 16
Nov 16
Jul 17
Mar 18
Nov 18
Jul 19
Mar 20
Nov 20

Driver In-Migration By State

Month: November

Number of Weeks	4	4		
State	**2020**	**2019**	**YOY Change**	**% Change**
ALABAMA	65	50	15	30.0%
ALASKA	163	209	(46)	-22.0%
ARIZONA	469	492	(23)	-4.7%
ARKANSAS	50	53	(3)	-5.7%
CALIFORNIA	2,766	2,528	238	9.4%
COLORADO	430	366	64	17.5%
CONNECTICUT	57	56	1	1.8%
DELAWARE	12	13	(1)	-7.7%
FLORIDA	394	477	(83)	-17.4%
GEORGIA	211	229	(18)	-7.9%
HAWAII	189	189	0	0.0%
IDAHO	440	418	22	5.3%
ILLINOIS	302	296	6	2.0%
INDIANA	101	91	10	11.0%
IOWA	80	67	13	19.4%
KANSAS	75	77	(2)	-2.6%
KENTUCKY	49	58	(9)	-15.5%
LOUISIANA	53	64	(11)	-17.2%
MAINE	33	17	16	94.1%
MARYLAND	126	127	(1)	-0.8%
MASSACHUSETTS	177	168	9	5.4%
MICHIGAN	143	172	(29)	-16.9%
MINNESOTA	163	154	9	5.8%
MISSISSIPPI	23	22	1	4.5%
MISSOURI	111	131	(20)	-15.3%
MONTANA	166	184	(18)	-9.8%
NEBRASKA	38	42	(4)	-9.5%
NEVADA	269	231	38	16.5%
NEW HAMPSHIRE	30	31	(1)	-3.2%
NEW JERSEY	138	118	20	16.9%
NEW MEXICO	90	92	(2)	-2.2%
NEW YORK	280	249	31	12.4%
NORTH CAROLINA	178	183	(5)	-2.7%
NORTH DAKOTA	42	46	(4)	-8.7%
OHIO	132	161	(29)	-18.0%
OKLAHOMA	73	74	(1)	-1.4%
OREGON	1,491	1,323	168	12.7%
PENNSYLVANIA	148	145	3	2.1%
RHODE ISLAND	23	13	10	76.9%
SOUTH CAROLINA	84	88	(4)	-4.5%
SOUTH DAKOTA	31	38	(7)	-18.4%
TENNESSEE	113	131	(18)	-13.7%
TEXAS	621	687	(66)	-9.6%
UTAH	164	187	(23)	-12.3%
VERMONT	14	20	(6)	-30.0%
VIRGINIA	214	254	(40)	-15.7%
WASHINGTON	0	0	0	0.0%
WEST VIRGINIA	11	15	(4)	-26.7%
WISCONSIN	103	144	(41)	-28.5%
WYOMING	34	36	(2)	-5.6%
WASH. DC	35	44	(9)	-20.5%
OUTSIDE U.S.	645	867	(222)	-25.6%
TOTAL	**11,849**	**11,927**	**(78)**	**-0.7%**

November 2020 Totals by Location Moved From, and By County Moved To

FROM / TO	TOTAL	ADAMS	ASOTIN	BENTON	CHELAN	CLALLAM	CLARK	COLUMBIA	COWLITZ	DOUGLAS	FERRY	FRANKLIN	GARFIELD	GRANT	GRAYS HARBOR	ISLAND	JEFFERSON	KING	KITSAP	KITTITAS	KLCKITAT
ALABAMA	**65**	0	0	3	0	0	2	0	0	0	0	1	0	0	0	1	1	17	3	0	0
ALASKA	**163**	0	1	5	2	5	15	0	6	0	0	1	0	3	3	4	1	28	13	1	1
ARIZONA	**469**	2	0	8	1	12	44	0	5	3	0	4	0	5	2	6	6	121	17	4	2
ARKANSAS	**50**	1	0	4	0	2	3	0	1	0	0	1	0	0	0	0	0	16	1	0	0
CALIFORNIA	**2766**	0	5	58	18	45	282	0	28	6	0	11	0	11	18	34	29	932	108	5	6
COLORADO	**430**	0	0	15	3	8	37	0	5	0	1	4	0	1	3	4	1	117	16	6	2
CONNECTICUT	**57**	0	0	0	0	3	3	0	0	0	0	0	0	0	0	0	1	27	3	0	0
DELAWARE	**12**	0	0	0	0	0	1	0	0	0	0	0	0	0	0	1	0	4	2	0	0
FLORIDA	**394**	0	0	11	1	6	31	0	2	1	0	2	0	0	1	10	3	145	13	3	2
GEORGIA	**211**	0	0	3	2	3	9	0	3	1	0	0	0	2	3	5	1	80	13	0	0
HAWAII	**189**	1	0	7	1	2	15	0	2	0	0	0	0	0	1	3	1	58	6	0	0
IDAHO	**440**	0	25	27	3	2	23	3	3	3	0	5	1	5	4	3	0	39	9	0	1
ILLINOIS	**302**	0	0	6	2	4	15	0	0	0	0	3	0	1	0	2	1	150	12	0	1
INDIANA	**101**	0	0	5	0	2	5	0	1	0	0	1	0	2	2	2	0	39	5	1	0
IOWA	**80**	0	0	4	1	2	7	0	1	0	0	0	0	0	0	0	0	17	4	1	4
KANSAS	**75**	0	0	2	0	1	3	0	0	0	0	0	0	0	0	2	0	23	2	0	0
KENTUCKY	**49**	0	0	1	0	1	7	0	0	0	0	1	0	1	2	1	0	12	0	1	0
LOUISIANA	**53**	0	0	0	0	3	3	0	0	0	0	1	0	0	0	0	0	16	1	0	0
MAINE	**33**	0	0	2	0	1	5	0	0	0	0	1	0	0	0	0	0	10	1	0	0
MARYLAND	**126**	0	0	4	1	0	10	0	0	0	0	0	0	0	1	3	0	62	5	0	0
MASSACHUSETTS	**177**	0	0	2	1	2	4	0	0	0	0	0	0	0	0	0	1	105	2	1	1
MICHIGAN	**143**	0	1	4	1	1	8	0	0	0	0	0	0	2	0	4	0	61	5	3	0
MINNESOTA	**163**	0	1	5	0	3	19	0	5	0	0	0	0	0	0	0	1	60	10	0	3
MISSISSIPPI	**23**	0	0	2	0	0	4	0	1	0	0	0	0	0	0	1	0	4	0	0	1
MISSOURI	**111**	0	0	1	1	3	15	0	1	0	0	0	0	0	2	0	1	25	7	1	0
MONTANA	**166**	0	0	7	4	3	10	0	1	1	1	0	0	2	3	3	2	19	7	0	0
NEBRASKA	**38**	0	0	1	1	0	5	0	0	0	0	1	0	0	1	0	0	9	4	0	0
NEVADA	**269**	0	1	5	3	5	27	0	5	0	0	5	2	3	2	2	2	55	8	2	0
NEW HAMPSHIRE	**30**	0	0	1	0	1	2	0	0	0	0	1	0	0	0	1	1	6	2	0	0
NEW JERSEY	**138**	0	0	4	1	0	4	0	1	0	0	0	0	0	0	0	0	88	3	0	0
NEW MEXICO	**90**	0	0	7	1	1	8	0	0	0	0	0	0	0	1	1	0	26	1	2	0
NEW YORK	**280**	0	1	4	0	3	9	0	0	0	0	1	0	0	1	2	1	151	10	0	0
NORTH CAROLINA	**178**	0	0	3	1	1	14	0	0	2	0	2	0	3	2	2	1	56	14	1	0
NORTH DAKOTA	**42**	0	0	1	1	0	0	0	0	0	0	1	0	0	1	0	0	13	0	0	0
OHIO	**132**	0	0	2	1	3	8	0	0	0	0	0	0	0	1	4	0	54	5	0	0
OKLAHOMA	**73**	0	2	4	0	2	5	0	3	0	1	0	0	1	0	2	0	18	3	0	0
OREGON	**1491**	2	3	49	15	12	625	0	58	3	1	13	0	10	15	19	13	164	18	6	29
PENNSYLVANIA	**148**	0	0	3	0	2	12	0	1	0	0	1	0	0	0	1	2	66	6	0	0
RHODE ISLAND	**23**	0	0	0	0	0	0	0	0	0	0	0	0	0	0	0	1	7	2	0	0
SOUTH CAROLINA	**84**	0	0	1	1	1	6	0	1	0	0	0	0	2	0	1	0	21	8	0	0
SOUTH DAKOTA	**31**	0	0	1	0	0	2	0	3	0	0	0	0	0	0	0	0	6	3	1	0
TENNESSEE	**113**	0	0	4	3	3	4	0	0	0	0	0	0	0	1	1	0	33	2	0	0
TEXAS	**621**	0	0	11	3	6	46	1	8	0	0	3	0	4	4	5	3	236	18	2	1
UTAH	**164**	0	0	7	1	2	12	0	1	1	1	2	0	1	3	0	2	40	8	1	0
VERMONT	**14**	0	0	0	0	1	1	0	0	0	0	0	0	0	0	0	0	4	3	0	0
VIRGINIA	**214**	0	1	2	0	3	16	0	2	0	1	1	0	2	1	6	1	78	17	0	0
WASHINGTON	**0**	0	0	0	0	0	0	0	0	0	0	0	0	0	0	0	0	0	0	0	0
WEST VIRGINIA	**11**	0	0	0	0	0	1	0	0	0	0	0	0	0	0	0	1	2	0	1	0
WISCONSIN	**103**	0	0	4	1	1	8	0	2	0	0	1	0	0	1	0	0	47	6	1	0
WYOMING	**34**	0	0	2	0	1	5	0	0	2	0	0	0	0	0	0	0	3	3	0	0
DISTRICT OF COLUMBIA	**35**	0	0	0	0	0	0	0	0	0	0	0	0	0	0	0	0	23	1	0	1
AFGHANISTAN	**0**	0	0	0	0	0	0	0	0	0	0	0	0	0	0	0	0	0	0	0	0
ÅLAND ISLANDS	**0**	0	0	0	0	0	0	0	0	0	0	0	0	0	0	0	0	0	0	0	0
ALBANIA	**0**	0	0	0	0	0	0	0	0	0	0	0	0	0	0	0	0	0	0	0	0
ALGERIA	**1**	0	0	0	0	0	0	0	0	0	0	0	0	0	0	0	0	1	0	0	0
AMERICAN SAMOA	**10**	0	0	0	0	0	1	0	0	0	0	0	0	0	0	0	0	5	1	0	0
ANDORRA	**0**	0	0	0	0	0	0	0	0	0	0	0	0	0	0	0	0	0	0	0	0

November 2020 Totals by Location Moved From, and By County Moved To

FROM / TO	TOTAL	ADAMS	ASOTIN	BENTON	CHELAN	CLALLAM	CLARK	COLUMBIA	COWLITZ	DOUGLAS	FERRY	FRANKLIN	GARFIELD	GRANT	GRAYS HARBOR	ISLAND	JEFFERSON	KING	KITSAP	KITTITAS	KLCKITAT
ANGOLA	**0**	0	0	0	0	0	0	0	0	0	0	0	0	0	0	0	0	0	0	0	0
ANGUILLA	**0**	0	0	0	0	0	0	0	0	0	0	0	0	0	0	0	0	0	0	0	0
ANTARCTICA	**0**	0	0	0	0	0	0	0	0	0	0	0	0	0	0	0	0	0	0	0	0
ANTIGUA-BARBUDA	**0**	0	0	0	0	0	0	0	0	0	0	0	0	0	0	0	0	0	0	0	0
ARGENTINA	**1**	0	0	0	0	0	0	0	0	0	0	0	0	0	0	0	0	1	0	0	0
ARMENIA	**0**	0	0	0	0	0	0	0	0	0	0	0	0	0	0	0	0	0	0	0	0
ARUBA	**0**	0	0	0	0	0	0	0	0	0	0	0	0	0	0	0	0	0	0	0	0
AUSTRALIA	**3**	0	0	0	0	0	0	0	0	0	0	0	0	0	0	0	0	3	0	0	0
AUSTRIA	**0**	0	0	0	0	0	0	0	0	0	0	0	0	0	0	0	0	0	0	0	0
AZERBAIJAN	**0**	0	0	0	0	0	0	0	0	0	0	0	0	0	0	0	0	0	0	0	0
BAHAMAS	**0**	0	0	0	0	0	0	0	0	0	0	0	0	0	0	0	0	0	0	0	0
BAHRAIN	**0**	0	0	0	0	0	0	0	0	0	0	0	0	0	0	0	0	0	0	0	0
BANGLADESH	**0**	0	0	0	0	0	0	0	0	0	0	0	0	0	0	0	0	0	0	0	0
BARBADOS	**0**	0	0	0	0	0	0	0	0	0	0	0	0	0	0	0	0	0	0	0	0
BELARUS	**0**	0	0	0	0	0	0	0	0	0	0	0	0	0	0	0	0	0	0	0	0
BELGIUM	**0**	0	0	0	0	0	0	0	0	0	0	0	0	0	0	0	0	0	0	0	0
BELIZE	**0**	0	0	0	0	0	0	0	0	0	0	0	0	0	0	0	0	0	0	0	0
BENIN	**0**	0	0	0	0	0	0	0	0	0	0	0	0	0	0	0	0	0	0	0	0
BERMUDA	**0**	0	0	0	0	0	0	0	0	0	0	0	0	0	0	0	0	0	0	0	0
BHUTAN	**0**	0	0	0	0	0	0	0	0	0	0	0	0	0	0	0	0	0	0	0	0
BOLIVIA	**1**	0	0	0	0	0	0	0	0	0	0	0	0	0	0	0	0	1	0	0	0
BONAIRE, SINT EUSTATIUS	**0**	0	0	0	0	0	0	0	0	0	0	0	0	0	0	0	0	0	0	0	0
BOSNIA AND HERZEGOVIN	**0**	0	0	0	0	0	0	0	0	0	0	0	0	0	0	0	0	0	0	0	0
BOTSWANA	**0**	0	0	0	0	0	0	0	0	0	0	0	0	0	0	0	0	0	0	0	0
BOUVET ISLAND	**0**	0	0	0	0	0	0	0	0	0	0	0	0	0	0	0	0	0	0	0	0
BRAZIL	**38**	0	0	0	0	0	3	0	0	0	0	0	0	0	0	0	0	32	0	0	0
BRITISH INDIAN OCEAN TE	**1**	0	0	0	0	0	0	0	0	0	0	0	0	0	0	0	0	1	0	0	0
BRUNEI DARUSSALAM	**0**	0	0	0	0	0	0	0	0	0	0	0	0	0	0	0	0	0	0	0	0
BULGARIA	**0**	0	0	0	0	0	0	0	0	0	0	0	0	0	0	0	0	0	0	0	0
BURKINA FASO	**0**	0	0	0	0	0	0	0	0	0	0	0	0	0	0	0	0	0	0	0	0
BURUNDI	**0**	0	0	0	0	0	0	0	0	0	0	0	0	0	0	0	0	0	0	0	0
CAMBODIA	**0**	0	0	0	0	0	0	0	0	0	0	0	0	0	0	0	0	0	0	0	0
CAMEROON	**0**	0	0	0	0	0	0	0	0	0	0	0	0	0	0	0	0	0	0	0	0
CANADA	**93**	0	0	1	1	2	1	0	0	0	0	0	0	0	0	0	0	53	1	0	0
CAPE VERDE	**0**	0	0	0	0	0	0	0	0	0	0	0	0	0	0	0	0	0	0	0	0
CAYMAN ISLANDS	**1**	0	0	0	0	0	1	0	0	0	0	0	0	0	0	0	0	0	0	0	0
CENTRAL AFRICAN REPUB	**0**	0	0	0	0	0	0	0	0	0	0	0	0	0	0	0	0	0	0	0	0
CHAD	**0**	0	0	0	0	0	0	0	0	0	0	0	0	0	0	0	0	0	0	0	0
CHILE	**9**	0	0	0	0	0	0	0	0	0	0	0	0	0	0	0	0	6	0	0	0
CHINA	**22**	0	0	1	2	0	0	0	0	0	0	0	0	0	0	0	0	15	0	0	0
CHRISTMAS ISLAND	**0**	0	0	0	0	0	0	0	0	0	0	0	0	0	0	0	0	0	0	0	0
COCOS (KEELING) ISLANDS	**0**	0	0	0	0	0	0	0	0	0	0	0	0	0	0	0	0	0	0	0	0
COLOMBIA	**11**	0	0	0	0	0	0	0	0	0	0	0	0	0	0	0	1	7	0	0	0
COMOROS	**0**	0	0	0	0	0	0	0	0	0	0	0	0	0	0	0	0	0	0	0	0
CONGO	**0**	0	0	0	0	0	0	0	0	0	0	0	0	0	0	0	0	0	0	0	0
CONGO,THE DEMOCRATIC	**0**	0	0	0	0	0	0	0	0	0	0	0	0	0	0	0	0	0	0	0	0
COOK ISLANDS	**0**	0	0	0	0	0	0	0	0	0	0	0	0	0	0	0	0	0	0	0	0
COSTA RICA	**6**	0	0	0	0	0	0	0	0	0	0	0	0	0	0	0	0	4	0	0	0
CÔTE D'IVOIRE	**0**	0	0	0	0	0	0	0	0	0	0	0	0	0	0	0	0	0	0	0	0
CROATIA	**0**	0	0	0	0	0	0	0	0	0	0	0	0	0	0	0	0	0	0	0	0
CUBA	**1**	0	0	0	0	0	0	0	0	0	0	0	0	0	0	0	0	0	0	0	0
CURAÇAO	**0**	0	0	0	0	0	0	0	0	0	0	0	0	0	0	0	0	0	0	0	0
CYPRUS	**0**	0	0	0	0	0	0	0	0	0	0	0	0	0	0	0	0	0	0	0	0
CZECH REPUBLIC	**1**	0	0	0	0	0	0	0	0	0	0	0	0	0	0	0	0	1	0	0	0
DENMARK	**0**	0	0	0	0	0	0	0	0	0	0	0	0	0	0	0	0	0	0	0	0
DJIBOUTI	**0**	0	0	0	0	0	0	0	0	0	0	0	0	0	0	0	0	0	0	0	0
DOMINICA	**1**	0	0	0	0	0	0	0	0	0	0	0	0	0	0	0	0	1	0	0	0
DOMINICAN REPUBLIC	**0**	0	0	0	0	0	0	0	0	0	0	0	0	0	0	0	0	0	0	0	0
ECUADOR	**2**	0	0	0	0	0	1	0	0	0	0	0	0	0	0	0	0	1	0	0	0
EGYPT	**3**	0	0	0	0	0	0	0	0	0	0	0	0	0	0	0	0	0	0	0	0
EL SALVADOR	**8**	0	0	0	0	0	1	0	0	0	0	0	0	0	1	0	0	4	0	0	0

November 2020 Totals by Location Moved From, and By County Moved To

FROM / TO	TOTAL	ADAMS	ASOTIN	BENTON	CHELAN	CLALLAM	CLARK	COLUMBIA	COWLITZ	DOUGLAS	FERRY	FRANKLIN	GARFIELD	GRANT	GRAYS HARBOR	ISLAND	JEFFERSON	KING	KITSAP	KITTITAS	KLCKITAT
ENGLAND	**0**	0	0	0	0	0	0	0	0	0	0	0	0	0	0	0	0	0	0	0	0
EQUATORIAL GUINEA	**0**	0	0	0	0	0	0	0	0	0	0	0	0	0	0	0	0	0	0	0	0
ERITREA	**0**	0	0	0	0	0	0	0	0	0	0	0	0	0	0	0	0	0	0	0	0
ESTONIA	**0**	0	0	0	0	0	0	0	0	0	0	0	0	0	0	0	0	0	0	0	0
ETHIOPIA	**1**	0	0	0	0	0	0	0	0	0	0	0	0	0	0	0	0	1	0	0	0
FALKLAND ISLANDS (MALV	**0**	0	0	0	0	0	0	0	0	0	0	0	0	0	0	0	0	0	0	0	0
FAROE ISLANDS	**0**	0	0	0	0	0	0	0	0	0	0	0	0	0	0	0	0	0	0	0	0
FEDERAL STATES OF MICR	**2**	0	0	0	0	0	0	0	0	0	0	0	0	0	0	0	0	0	0	0	0
FIJI	**1**	0	0	0	0	0	0	0	0	0	0	0	0	0	0	0	0	1	0	0	0
FINLAND	**1**	0	0	0	0	0	0	0	0	0	0	0	0	0	0	0	0	0	0	0	0
FRANCE	**1**	0	0	0	0	0	0	0	0	0	0	0	0	0	0	0	0	1	0	0	0
FRENCH GUIANA	**0**	0	0	0	0	0	0	0	0	0	0	0	0	0	0	0	0	0	0	0	0
FRENCH POLYNESIA	**0**	0	0	0	0	0	0	0	0	0	0	0	0	0	0	0	0	0	0	0	0
FRENCH SOUTHERN TERRI	**0**	0	0	0	0	0	0	0	0	0	0	0	0	0	0	0	0	0	0	0	0
GABON	**0**	0	0	0	0	0	0	0	0	0	0	0	0	0	0	0	0	0	0	0	0
GAMBIA	**0**	0	0	0	0	0	0	0	0	0	0	0	0	0	0	0	0	0	0	0	0
GEORGIA (Country)	**1**	0	0	0	0	0	0	0	0	0	0	0	0	0	0	0	0	1	0	0	0
GERMANY	**15**	0	0	1	0	0	1	0	0	0	0	0	0	0	0	0	0	9	0	0	0
GHANA	**0**	0	0	0	0	0	0	0	0	0	0	0	0	0	0	0	0	0	0	0	0
GIBRALTAR	**0**	0	0	0	0	0	0	0	0	0	0	0	0	0	0	0	0	0	0	0	0
GREECE	**0**	0	0	0	0	0	0	0	0	0	0	0	0	0	0	0	0	0	0	0	0
GREENLAND	**0**	0	0	0	0	0	0	0	0	0	0	0	0	0	0	0	0	0	0	0	0
GRENADA	**1**	0	0	0	0	0	0	0	0	0	0	0	0	0	0	0	0	1	0	0	0
GUADELOUPE	**0**	0	0	0	0	0	0	0	0	0	0	0	0	0	0	0	0	0	0	0	0
GUAM	**46**	0	0	0	0	0	4	0	0	0	0	0	0	0	0	1	0	9	2	0	0
GUANAJUATO	**0**	0	0	0	0	0	0	0	0	0	0	0	0	0	0	0	0	0	0	0	0
GUATEMALA	**3**	0	0	0	0	0	0	0	1	0	0	0	0	0	0	0	0	2	0	0	0
GUERNSEY	**0**	0	0	0	0	0	0	0	0	0	0	0	0	0	0	0	0	0	0	0	0
GUINEA	**0**	0	0	0	0	0	0	0	0	0	0	0	0	0	0	0	0	0	0	0	0
GUINEA-BISSAU	**0**	0	0	0	0	0	0	0	0	0	0	0	0	0	0	0	0	0	0	0	0
GUYANA	**0**	0	0	0	0	0	0	0	0	0	0	0	0	0	0	0	0	0	0	0	0
HAITI	**1**	1	0	0	0	0	0	0	0	0	0	0	0	0	0	0	0	0	0	0	0
HEARD ISLAND-MCDONALD	**0**	0	0	0	0	0	0	0	0	0	0	0	0	0	0	0	0	0	0	0	0
HOLY SEE (VATICAN CITY S	**0**	0	0	0	0	0	0	0	0	0	0	0	0	0	0	0	0	0	0	0	0
HONDURAS	**1**	0	0	0	0	0	0	0	0	0	0	0	0	0	0	0	0	0	0	0	0
HONG KONG	**1**	0	0	0	0	0	0	0	0	0	0	0	0	0	0	0	0	1	0	0	0
HUNGARY	**1**	0	0	0	0	0	0	0	0	0	0	0	0	0	0	0	0	1	0	0	0
ICELAND	**0**	0	0	0	0	0	0	0	0	0	0	0	0	0	0	0	0	0	0	0	0
INDIA	**48**	0	0	0	0	0	0	0	0	0	0	0	0	0	0	0	0	38	0	0	0
INDONESIA	**4**	0	0	0	0	0	0	0	0	0	0	0	0	0	0	0	0	1	0	0	0
IRAN	**0**	0	0	0	0	0	0	0	0	0	0	0	0	0	0	0	0	0	0	0	0
IRAQ	**0**	0	0	0	0	0	0	0	0	0	0	0	0	0	0	0	0	0	0	0	0
IRELAND	**1**	0	0	0	0	0	0	0	0	0	0	0	0	0	0	0	0	1	0	0	0
ISLE OF MAN	**0**	0	0	0	0	0	0	0	0	0	0	0	0	0	0	0	0	0	0	0	0
ISRAEL	**0**	0	0	0	0	0	0	0	0	0	0	0	0	0	0	0	0	0	0	0	0
ITALY	**2**	0	0	0	0	0	0	0	0	0	0	0	0	0	0	0	0	2	0	0	0
JAMAICA	**2**	0	0	0	0	0	0	0	0	0	0	0	0	1	0	0	0	0	0	0	0
JAPAN	**28**	0	0	0	0	0	2	0	0	0	0	0	0	0	0	0	0	16	1	0	0
JERSEY	**0**	0	0	0	0	0	0	0	0	0	0	0	0	0	0	0	0	0	0	0	0
JORDAN	**0**	0	0	0	0	0	0	0	0	0	0	0	0	0	0	0	0	0	0	0	0
KAZAKHSTAN	**2**	0	0	0	0	0	0	0	0	0	0	0	0	0	0	0	0	2	0	0	0
KENYA	**11**	0	0	0	0	0	0	0	0	0	0	0	0	0	0	0	0	5	0	0	0
KIRIBATI	**0**	0	0	0	0	0	0	0	0	0	0	0	0	0	0	0	0	0	0	0	0
KUWAIT	**0**	0	0	0	0	0	0	0	0	0	0	0	0	0	0	0	0	0	0	0	0
KYRGYZSTAN	**0**	0	0	0	0	0	0	0	0	0	0	0	0	0	0	0	0	0	0	0	0
LAOS	**0**	0	0	0	0	0	0	0	0	0	0	0	0	0	0	0	0	0	0	0	0
LATVIA	**1**	0	0	0	0	0	0	0	0	0	0	0	0	0	0	0	0	0	0	0	0
LEBANON	**0**	0	0	0	0	0	0	0	0	0	0	0	0	0	0	0	0	0	0	0	0
LESOTHO	**0**	0	0	0	0	0	0	0	0	0	0	0	0	0	0	0	0	0	0	0	0
LIBERIA	**0**	0	0	0	0	0	0	0	0	0	0	0	0	0	0	0	0	0	0	0	0
LIBYA	**0**	0	0	0	0	0	0	0	0	0	0	0	0	0	0	0	0	0	0	0	0
LIECHTENSTEIN	**0**	0	0	0	0	0	0	0	0	0	0	0	0	0	0	0	0	0	0	0	0
LITHUANIA	**0**	0	0	0	0	0	0	0	0	0	0	0	0	0	0	0	0	0	0	0	0
LUXEMBOURG	**0**	0	0	0	0	0	0	0	0	0	0	0	0	0	0	0	0	0	0	0	0
MACAU	**0**	0	0	0	0	0	0	0	0	0	0	0	0	0	0	0	0	0	0	0	0
MACEDONIA	**1**	0	0	0	0	0	0	0	0	0	0	0	0	0	0	0	0	1	0	0	0
MADAGASCAR	**0**	0	0	0	0	0	0	0	0	0	0	0	0	0	0	0	0	0	0	0	0

November 2020 Totals by Location Moved From, and By County Moved To

FROM / TO	TOTAL	ADAMS	ASOTIN	BENTON	CHELAN	CLALLAM	CLARK	COLUMBIA	COWLITZ	DOUGLAS	FERRY	FRANKLIN	GARFIELD	GRANT	GRAYS HARBOR	ISLAND	JEFFERSON	KING	KITSAP	KITTITAS	KLCKITAT
MALAWI	**0**	0	0	0	0	0	0	0	0	0	0	0	0	0	0	0	0	0	0	0	0
MALAYSIA	**0**	0	0	0	0	0	0	0	0	0	0	0	0	0	0	0	0	0	0	0	0
MALDIVES	**0**	0	0	0	0	0	0	0	0	0	0	0	0	0	0	0	0	0	0	0	0
MALI	**0**	0	0	0	0	0	0	0	0	0	0	0	0	0	0	0	0	0	0	0	0
MALTA	**0**	0	0	0	0	0	0	0	0	0	0	0	0	0	0	0	0	0	0	0	0
MARSHALL ISLANDS	**0**	0	0	0	0	0	0	0	0	0	0	0	0	0	0	0	0	0	0	0	0
MARTINIQUE	**0**	0	0	0	0	0	0	0	0	0	0	0	0	0	0	0	0	0	0	0	0
MAURITANIA	**0**	0	0	0	0	0	0	0	0	0	0	0	0	0	0	0	0	0	0	0	0
MAURITIUS	**0**	0	0	0	0	0	0	0	0	0	0	0	0	0	0	0	0	0	0	0	0
MAYOTTE ISLAND	**0**	0	0	0	0	0	0	0	0	0	0	0	0	0	0	0	0	0	0	0	0
MEXICO	**63**	0	0	1	1	0	4	0	2	1	0	4	0	1	2	0	0	20	0	0	0
MONACO	**0**	0	0	0	0	0	0	0	0	0	0	0	0	0	0	0	0	0	0	0	0
MONGOLIA	**1**	0	0	0	0	0	0	0	0	0	0	0	0	0	0	0	0	1	0	0	0
MONTENEGRO	**4**	0	0	0	0	0	0	0	0	0	0	0	0	0	0	0	0	0	0	0	0
MONTSERRAT	**0**	0	0	0	0	0	0	0	0	0	0	0	0	0	0	0	0	0	0	0	0
MOROCCO	**0**	0	0	0	0	0	0	0	0	0	0	0	0	0	0	0	0	0	0	0	0
MOZAMBIQUE	**0**	0	0	0	0	0	0	0	0	0	0	0	0	0	0	0	0	0	0	0	0
MYANMAR	**0**	0	0	0	0	0	0	0	0	0	0	0	0	0	0	0	0	0	0	0	0
NAMIBIA	**0**	0	0	0	0	0	0	0	0	0	0	0	0	0	0	0	0	0	0	0	0
NAURU	**0**	0	0	0	0	0	0	0	0	0	0	0	0	0	0	0	0	0	0	0	0
NEPAL	**0**	0	0	0	0	0	0	0	0	0	0	0	0	0	0	0	0	0	0	0	0
NETHERLANDS	**0**	0	0	0	0	0	0	0	0	0	0	0	0	0	0	0	0	0	0	0	0
NEW CALEDONIA	**0**	0	0	0	0	0	0	0	0	0	0	0	0	0	0	0	0	0	0	0	0
NEW ZEALAND	**0**	0	0	0	0	0	0	0	0	0	0	0	0	0	0	0	0	0	0	0	0
NICARAGUA	**2**	0	0	0	0	0	1	0	0	0	0	0	0	0	0	0	0	1	0	0	0
NIGER	**0**	0	0	0	0	0	0	0	0	0	0	0	0	0	0	0	0	0	0	0	0
NIGERIA	**1**	0	0	0	0	0	0	0	0	0	0	0	0	0	0	0	0	1	0	0	0
NIUE	**0**	0	0	0	0	0	0	0	0	0	0	0	0	0	0	0	0	0	0	0	0
NORFOLK ISLAND	**0**	0	0	0	0	0	0	0	0	0	0	0	0	0	0	0	0	0	0	0	0
NORTH KOREA	**0**	0	0	0	0	0	0	0	0	0	0	0	0	0	0	0	0	0	0	0	0
NORTHERN IRELAND	**0**	0	0	0	0	0	0	0	0	0	0	0	0	0	0	0	0	0	0	0	0
NORTHERN MARIANA ISLAI	**6**	0	0	0	0	0	2	0	0	0	0	0	0	0	0	1	0	1	0	0	0
NORWAY	**1**	0	0	0	0	0	1	0	0	0	0	0	0	0	0	0	0	0	0	0	0
OCCUPIED PALESTINIAN TI	**0**	0	0	0	0	0	0	0	0	0	0	0	0	0	0	0	0	0	0	0	0
OMAN	**0**	0	0	0	0	0	0	0	0	0	0	0	0	0	0	0	0	0	0	0	0
PAKISTAN	**1**	0	0	0	0	0	0	0	0	0	0	0	0	0	0	0	0	1	0	0	0
PALAU	**0**	0	0	0	0	0	0	0	0	0	0	0	0	0	0	0	0	0	0	0	0
PANAMA	**2**	0	0	0	0	0	0	0	0	0	0	0	0	0	1	0	0	0	0	0	0
PAPUA NEW GUINEA	**0**	0	0	0	0	0	0	0	0	0	0	0	0	0	0	0	0	0	0	0	0
PARAGUAY	**0**	0	0	0	0	0	0	0	0	0	0	0	0	0	0	0	0	0	0	0	0
PERU	**4**	0	0	0	0	0	0	0	0	0	0	0	0	0	0	0	0	0	0	0	0
PHILIPPINES	**2**	0	0	0	0	0	0	0	0	0	0	0	0	0	0	0	0	1	0	0	0
PITCAIRN	**0**	0	0	0	0	0	0	0	0	0	0	0	0	0	0	0	0	0	0	0	0
POLAND	**1**	0	0	0	0	0	0	0	0	0	0	0	0	0	0	0	0	0	0	0	0
PORTUGAL	**1**	0	0	0	0	0	0	0	0	0	0	0	0	0	0	0	0	1	0	0	0
PUERTO RICO	**19**	0	0	0	0	0	3	0	0	0	0	0	0	0	0	0	0	4	3	0	0
QATAR	**0**	0	0	0	0	0	0	0	0	0	0	0	0	0	0	0	0	0	0	0	0
REPUBLIC OF MOLDOVA	**3**	0	0	0	0	0	0	0	0	0	0	0	0	0	0	0	0	3	0	0	0
RÉUNION ISLAND	**0**	0	0	0	0	0	0	0	0	0	0	0	0	0	0	0	0	0	0	0	0
ROMANIA	**16**	0	0	0	0	0	1	0	0	0	0	0	0	0	0	0	0	15	0	0	0
RUSSIA	**4**	0	0	0	0	0	0	0	0	0	0	0	0	0	0	0	0	4	0	0	0
RWANDA	**1**	0	0	0	0	0	0	0	0	0	0	0	0	0	0	0	0	0	0	0	0
SAMOA	**0**	0	0	0	0	0	0	0	0	0	0	0	0	0	0	0	0	0	0	0	0
SAN MARINO	**0**	0	0	0	0	0	0	0	0	0	0	0	0	0	0	0	0	0	0	0	0
SAO TOME AND PRINCIPE	**0**	0	0	0	0	0	0	0	0	0	0	0	0	0	0	0	0	0	0	0	0
SAUDI ARABIA	**0**	0	0	0	0	0	0	0	0	0	0	0	0	0	0	0	0	0	0	0	0
SCOTLAND	**0**	0	0	0	0	0	0	0	0	0	0	0	0	0	0	0	0	0	0	0	0
SENEGAL	**0**	0	0	0	0	0	0	0	0	0	0	0	0	0	0	0	0	0	0	0	0
SERBIA	**5**	0	0	0	0	0	0	0	0	0	0	0	0	0	0	0	0	2	0	0	0
SEYCHELLES	**0**	0	0	0	0	0	0	0	0	0	0	0	0	0	0	0	0	0	0	0	0
SIERRA LEONE	**0**	0	0	0	0	0	0	0	0	0	0	0	0	0	0	0	0	0	0	0	0
SINGAPORE	**1**	0	0	0	0	0	0	0	0	0	0	0	0	0	0	0	0	1	0	0	0
SINT MAARTEN	**0**	0	0	0	0	0	0	0	0	0	0	0	0	0	0	0	0	0	0	0	0
SLOVAKIA	**0**	0	0	0	0	0	0	0	0	0	0	0	0	0	0	0	0	0	0	0	0
SLOVENIA	**1**	0	0	0	0	0	0	0	0	0	0	0	0	0	0	0	0	1	0	0	0
SOLOMON ISLANDS	**0**	0	0	0	0	0	0	0	0	0	0	0	0	0	0	0	0	0	0	0	0
SOMALIA	**0**	0	0	0	0	0	0	0	0	0	0	0	0	0	0	0	0	0	0	0	0

November 2020 Totals by Location Moved From, and By County Moved To

FROM / TO	TOTAL	ADAMS	ASOTIN	BENTON	CHELAN	CLALLAM	CLARK	COLUMBIA	COWLITZ	DOUGLAS	FERRY	FRANKLIN	GARFIELD	GRANT	GRAYS HARBOR	ISLAND	JEFFERSON	KING	KITSAP	KITTITAS	KLCKITAT
SOUTH AFRICA	2	0	0	0	0	0	0	0	0	0	0	0	0	0	0	0	0	2	0	0	0
SOUTH GEORGIA-SANDWIC	0	0	0	0	0	0	0	0	0	0	0	0	0	0	0	0	0	0	0	0	0
SOUTH KOREA	29	0	0	1	0	0	0	0	0	0	0	0	0	0	0	0	0	11	1	0	0
SOUTH SUDAN	0	0	0	0	0	0	0	0	0	0	0	0	0	0	0	0	0	0	0	0	0
SPAIN	2	0	0	0	0	0	0	0	0	0	0	0	0	0	0	0	0	2	0	0	0
SRI LANKA	0	0	0	0	0	0	0	0	0	0	0	0	0	0	0	0	0	0	0	0	0
ST. BARTHÉLEMY	0	0	0	0	0	0	0	0	0	0	0	0	0	0	0	0	0	0	0	0	0
ST. HELENA	0	0	0	0	0	0	0	0	0	0	0	0	0	0	0	0	0	0	0	0	0
ST. KITTS NEVIS	0	0	0	0	0	0	0	0	0	0	0	0	0	0	0	0	0	0	0	0	0
ST. LUCIA	0	0	0	0	0	0	0	0	0	0	0	0	0	0	0	0	0	0	0	0	0
ST. PIERRE AND MIQUELON	0	0	0	0	0	0	0	0	0	0	0	0	0	0	0	0	0	0	0	0	0
ST. VINCENT AND THE GRE	0	0	0	0	0	0	0	0	0	0	0	0	0	0	0	0	0	0	0	0	0
SUDAN	0	0	0	0	0	0	0	0	0	0	0	0	0	0	0	0	0	0	0	0	0
SURINAME	0	0	0	0	0	0	0	0	0	0	0	0	0	0	0	0	0	0	0	0	0
SVALBARD AND JAN MAYE	0	0	0	0	0	0	0	0	0	0	0	0	0	0	0	0	0	0	0	0	0
SWAZILAND	0	0	0	0	0	0	0	0	0	0	0	0	0	0	0	0	0	0	0	0	0
SWEDEN	0	0	0	0	0	0	0	0	0	0	0	0	0	0	0	0	0	0	0	0	0
SWITZERLAND	0	0	0	0	0	0	0	0	0	0	0	0	0	0	0	0	0	0	0	0	0
SYRIAN ARAB REPUBLIC	0	0	0	0	0	0	0	0	0	0	0	0	0	0	0	0	0	0	0	0	0
TAIWAN	29	0	0	0	0	0	0	0	0	0	0	0	0	0	0	0	0	23	0	0	0
TAJIKISTAN	0	0	0	0	0	0	0	0	0	0	0	0	0	0	0	0	0	0	0	0	0
TANZANIA	1	0	0	0	0	0	0	0	0	0	0	0	0	0	0	0	0	1	0	0	0
THAILAND	4	0	0	0	0	0	0	0	0	0	0	0	0	0	0	0	0	2	0	0	0
TIMOR-LESTE	0	0	0	0	0	0	0	0	0	0	0	0	0	0	0	0	0	0	0	0	0
TOGO	0	0	0	0	0	0	0	0	0	0	0	0	0	0	0	0	0	0	0	0	0
TOKELAU	0	0	0	0	0	0	0	0	0	0	0	0	0	0	0	0	0	0	0	0	0
TONGA	0	0	0	0	0	0	0	0	0	0	0	0	0	0	0	0	0	0	0	0	0
TRINIDAD AND TOBAGO	0	0	0	0	0	0	0	0	0	0	0	0	0	0	0	0	0	0	0	0	0
TUNISIA	0	0	0	0	0	0	0	0	0	0	0	0	0	0	0	0	0	0	0	0	0
TURKEY	11	0	0	0	0	0	0	0	0	0	0	0	0	0	0	0	0	11	0	0	0
TURKMENISTAN	0	0	0	0	0	0	0	0	0	0	0	0	0	0	0	0	0	0	0	0	0
TURKS AND CAICOS ISLAN	0	0	0	0	0	0	0	0	0	0	0	0	0	0	0	0	0	0	0	0	0
TUVALU	0	0	0	0	0	0	0	0	0	0	0	0	0	0	0	0	0	0	0	0	0
UGANDA	2	0	0	0	0	0	0	0	0	0	0	0	0	0	0	0	0	0	0	0	0
UKRAINE	17	0	0	0	0	0	7	0	0	0	0	0	0	0	0	0	0	3	0	0	0
UNITED ARAB EMIRATES	4	0	0	0	0	0	0	0	0	0	0	0	0	0	0	0	0	2	0	0	0
UNITED KINGDOM	7	0	0	0	0	0	0	0	0	0	0	0	0	0	0	0	0	5	0	0	0
URUGUAY	0	0	0	0	0	0	0	0	0	0	0	0	0	0	0	0	0	0	0	0	0
US MINOR OUTLYING ISLAI	0	0	0	0	0	0	0	0	0	0	0	0	0	0	0	0	0	0	0	0	0
UZBEKISTAN	2	0	0	0	0	0	0	0	0	0	0	0	0	0	0	0	0	2	0	0	0
VANUATU	0	0	0	0	0	0	0	0	0	0	0	0	0	0	0	0	0	0	0	0	0
VENEZUELA	4	0	0	0	0	0	0	0	0	0	0	0	0	0	0	0	0	1	0	0	0
VIET NAM	0	0	0	0	0	0	0	0	0	0	0	0	0	0	0	0	0	0	0	0	0
VIRGIN ISLANDS	2	0	0	0	0	0	0	0	0	0	0	0	0	0	0	0	0	1	0	0	0
VIRGIN ISLANDS, BRITISH	0	0	0	0	0	0	0	0	0	0	0	0	0	0	0	0	0	0	0	0	0
VIRGIN ISLANDS, U.S.	0	0	0	0	0	0	0	0	0	0	0	0	0	0	0	0	0	0	0	0	0
WALES	0	0	0	0	0	0	0	0	0	0	0	0	0	0	0	0	0	0	0	0	0
WALLIS-FUTUNA	0	0	0	0	0	0	0	0	0	0	0	0	0	0	0	0	0	0	0	0	0
WESTERN SAHARA	0	0	0	0	0	0	0	0	0	0	0	0	0	0	0	0	0	0	0	0	0
YEMEN	0	0	0	0	0	0	0	0	0	0	0	0	0	0	0	0	0	0	0	0	0
ZAMBIA	1	0	0	0	0	0	0	0	0	0	0	0	0	0	0	0	0	0	0	0	0
ZIMBABWE	0	0	0	0	0	0	0	0	0	0	0	0	0	0	0	0	0	0	0	0	0
** TOTAL **	11849	7	41	307	79	164	1434	4	153	24	6	72	3	63	83	138	79	3745	419	44	55

November 2020 Totals by Location Moved From, and By County Moved To

FROM / TO	LEWIS	LINCOLN	MASON	OKANAGON	PACIFIC	PEND OREILLE	PIERCE	SAN JUAN	SKAGIT	SKAMANIA	SNOHOMISH	SPOKANE	STEVENS	THURSTON	WAHKIAKUM	WALLA WALLA	WHATCOM	WHITMAN	YAKIMA	UNKNOWN
ALABAMA	2	0	0	0	0	0	14	1	2	0	3	5	0	5	0	0	2	0	0	3
ALASKA	2	0	2	0	0	0	10	0	1	1	7	23	4	8	0	1	8	0	3	4
ARIZONA	2	2	4	8	2	2	40	1	5	2	49	49	3	14	0	3	20	0	7	14
ARKANSAS	0	0	0	1	0	0	3	0	0	0	3	1	3	2	0	0	1	0	2	5
CALIFORNIA	23	4	12	5	6	8	236	14	29	3	216	221	17	102	1	12	94	12	47	108
COLORADO	4	0	1	3	0	1	37	2	7	0	42	52	3	17	0	3	16	1	7	11
CONNECTICUT	0	0	1	0	0	0	1	0	2	1	6	2	0	1	0	1	1	0	1	3
DELAWARE	0	0	0	0	0	0	1	0	0	0	0	2	0	1	0	0	0	0	0	0
FLORIDA	0	0	6	1	0	0	51	1	2	0	41	25	1	12	1	0	9	1	1	11
GEORGIA	2	1	0	0	0	0	28	2	3	1	11	12	0	7	0	0	3	0	1	15
HAWAII	0	0	0	1	0	1	42	1	2	0	15	6	0	12	0	0	4	1	1	6
IDAHO	5	2	1	4	2	10	22	1	1	1	19	138	9	7	0	3	6	28	5	20
ILLINOIS	2	0	2	1	2	0	26	3	3	2	24	13	0	11	0	1	4	2	1	8
INDIANA	0	0	0	0	0	0	7	0	0	1	4	4	0	9	0	0	1	2	2	6
IOWA	0	0	1	0	0	0	8	0	0	0	6	3	0	6	0	2	3	1	4	5
KANSAS	1	0	0	0	0	0	8	0	1	0	7	9	0	10	0	0	3	1	1	1
KENTUCKY	2	0	0	0	0	0	11	0	0	0	3	2	0	2	0	0	0	0	1	1
LOUISIANA	0	0	0	0	0	0	8	0	7	0	2	2	0	5	0	1	3	0	0	1
MAINE	0	0	0	0	2	0	0	0	0	0	1	1	0	1	0	0	6	0	0	2
MARYLAND	0	0	2	0	1	0	13	0	2	0	8	6	0	2	0	0	2	0	4	0
MASSACHUSETTS	0	0	1	2	0	0	11	0	1	0	14	9	0	6	0	0	3	4	0	7
MICHIGAN	0	0	0	0	1	1	15	0	0	0	12	8	3	2	0	1	3	2	2	3
MINNESOTA	0	0	1	0	0	1	15	0	0	0	9	10	0	7	0	4	3	2	0	4
MISSISSIPPI	0	0	0	0	0	0	7	0	0	0	0	3	0	0	0	0	0	0	0	0
MISSOURI	0	0	2	0	0	0	8	0	0	0	13	8	0	8	0	0	7	2	1	5
MONTANA	2	0	1	2	0	0	7	1	3	0	13	38	3	9	0	2	8	3	1	10
NEBRASKA	0	0	0	0	0	0	2	0	0	1	3	3	2	2	0	0	1	0	1	1
NEVADA	4	0	3	2	3	2	28	0	1	0	31	29	3	13	0	1	7	2	3	10
NEW HAMPSHIRE	0	0	0	0	0	0	3	0	2	0	4	2	0	1	0	0	2	0	0	1
NEW JERSEY	1	0	1	0	0	0	9	0	2	0	12	3	0	3	0	0	2	0	0	4
NEW MEXICO	0	2	1	2	0	1	9	1	1	0	2	4	0	8	0	1	3	1	3	3
NEW YORK	2	0	1	0	0	0	25	0	3	0	27	11	1	9	0	1	4	1	3	9
NORTH CAROLINA	0	0	0	1	0	0	28	0	3	0	12	8	0	16	0	1	2	0	2	3
NORTH DAKOTA	1	0	0	0	1	1	6	0	0	0	2	7	0	2	0	0	2	2	0	1
OHIO	2	0	0	0	0	0	18	0	3	0	10	5	0	2	1	0	8	0	1	4
OKLAHOMA	0	0	0	0	1	0	9	0	3	0	3	8	1	4	0	0	1	1	0	1
OREGON	9	2	9	7	8	0	55	6	7	15	58	97	13	38	5	21	19	4	21	42
PENNSYLVANIA	0	0	1	0	0	0	11	0	6	1	12	9	3	6	0	0	1	0	1	3
RHODE ISLAND	0	0	0	0	1	0	4	0	0	0	4	1	0	2	0	0	1	0	0	0
SOUTH CAROLINA	0	0	1	0	0	0	14	1	0	0	14	1	0	5	0	0	4	0	0	2
SOUTH DAKOTA	0	0	0	1	0	2	3	0	0	0	2	1	0	2	0	0	1	0	1	2
TENNESSEE	0	1	0	0	0	2	24	0	0	1	6	6	0	9	0	0	4	5	1	3
TEXAS	2	0	2	2	2	1	67	0	8	2	52	46	2	29	1	2	17	3	11	21
UTAH	2	0	0	2	2	0	15	0	2	0	16	19	4	4	1	0	1	3	3	8
VERMONT	0	0	1	0	0	0	2	0	0	0	0	0	0	1	0	0	1	0	0	0
VIRGINIA	3	0	1	1	0	0	27	0	5	0	14	13	1	5	0	0	7	1	0	5
WASHINGTON	0	0	0	0	0	0	0	0	0	0	0	0	0	0	0	0	0	0	0	0
WEST VIRGINIA	1	0	0	0	0	0	1	0	0	0	0	3	0	0	0	0	1	0	0	0
WISCONSIN	0	0	0	0	0	0	7	1	1	0	8	6	0	4	0	0	2	0	0	2
WYOMING	0	1	1	0	1	0	4	0	0	0	3	5	0	0	0	0	1	0	0	2
DISTRICT OF COLUMBIA	0	0	0	0	0	0	0	1	0	1	3	1	1	1	0	0	1	0	0	1
AFGHANISTAN	0	0	0	0	0	0	0	0	0	0	0	0	0	0	0	0	0	0	0	0
ÅLAND ISLANDS	0	0	0	0	0	0	0	0	0	0	0	0	0	0	0	0	0	0	0	0
ALBANIA	0	0	0	0	0	0	0	0	0	0	0	0	0	0	0	0	0	0	0	0
ALGERIA	0	0	0	0	0	0	0	0	0	0	0	0	0	0	0	0	0	0	0	0
AMERICAN SAMOA	0	0	0	0	0	0	3	0	0	0	0	0	0	0	0	0	0	0	0	0
ANDORRA	0	0	0	0	0	0	0	0	0	0	0	0	0	0	0	0	0	0	0	0

November 2020 Totals by Location Moved From, and By County Moved To

FROM / TO	LEWIS	LINCOLN	MASON	OKANAGON	PACIFIC	PEND OREILLE	PIERCE	SAN JUAN	SKAGIT	SKAMANIA	SNOHOMISH	SPOKANE	STEVENS	THURSTON	WAHKIAKUM	WALLA WALLA	WHATCOM	WHITMAN	YAKIMA	UNKNOWN
ANGOLA	0	0	0	0	0	0	0	0	0	0	0	0	0	0	0	0	0	0	0	0
ANGUILLA	0	0	0	0	0	0	0	0	0	0	0	0	0	0	0	0	0	0	0	0
ANTARCTICA	0	0	0	0	0	0	0	0	0	0	0	0	0	0	0	0	0	0	0	0
ANTIGUA-BARBUDA	0	0	0	0	0	0	0	0	0	0	0	0	0	0	0	0	0	0	0	0
ARGENTINA	0	0	0	0	0	0	0	0	0	0	0	0	0	0	0	0	0	0	0	0
ARMENIA	0	0	0	0	0	0	0	0	0	0	0	0	0	0	0	0	0	0	0	0
ARUBA	0	0	0	0	0	0	0	0	0	0	0	0	0	0	0	0	0	0	0	0
AUSTRALIA	0	0	0	0	0	0	0	0	0	0	0	0	0	0	0	0	0	0	0	0
AUSTRIA	0	0	0	0	0	0	0	0	0	0	0	0	0	0	0	0	0	0	0	0
AZERBAIJAN	0	0	0	0	0	0	0	0	0	0	0	0	0	0	0	0	0	0	0	0
BAHAMAS	0	0	0	0	0	0	0	0	0	0	0	0	0	0	0	0	0	0	0	0
BAHRAIN	0	0	0	0	0	0	0	0	0	0	0	0	0	0	0	0	0	0	0	0
BANGLADESH	0	0	0	0	0	0	0	0	0	0	0	0	0	0	0	0	0	0	0	0
BARBADOS	0	0	0	0	0	0	0	0	0	0	0	0	0	0	0	0	0	0	0	0
BELARUS	0	0	0	0	0	0	0	0	0	0	0	0	0	0	0	0	0	0	0	0
BELGIUM	0	0	0	0	0	0	0	0	0	0	0	0	0	0	0	0	0	0	0	0
BELIZE	0	0	0	0	0	0	0	0	0	0	0	0	0	0	0	0	0	0	0	0
BENIN	0	0	0	0	0	0	0	0	0	0	0	0	0	0	0	0	0	0	0	0
BERMUDA	0	0	0	0	0	0	0	0	0	0	0	0	0	0	0	0	0	0	0	0
BHUTAN	0	0	0	0	0	0	0	0	0	0	0	0	0	0	0	0	0	0	0	0
BOLIVIA	0	0	0	0	0	0	0	0	0	0	0	0	0	0	0	0	0	0	0	0
BONAIRE, SINT EUSTATIUS	0	0	0	0	0	0	0	0	0	0	0	0	0	0	0	0	0	0	0	0
BOSNIA AND HERZEGOVIN	0	0	0	0	0	0	0	0	0	0	0	0	0	0	0	0	0	0	0	0
BOTSWANA	0	0	0	0	0	0	0	0	0	0	0	0	0	0	0	0	0	0	0	0
BOUVET ISLAND	0	0	0	0	0	0	0	0	0	0	0	0	0	0	0	0	0	0	0	0
BRAZIL	0	0	0	0	0	0	0	0	0	0	3	0	0	0	0	0	0	0	0	0
BRITISH INDIAN OCEAN TE	0	0	0	0	0	0	0	0	0	0	0	0	0	0	0	0	0	0	0	0
BRUNEI DARUSSALAM	0	0	0	0	0	0	0	0	0	0	0	0	0	0	0	0	0	0	0	0
BULGARIA	0	0	0	0	0	0	0	0	0	0	0	0	0	0	0	0	0	0	0	0
BURKINA FASO	0	0	0	0	0	0	0	0	0	0	0	0	0	0	0	0	0	0	0	0
BURUNDI	0	0	0	0	0	0	0	0	0	0	0	0	0	0	0	0	0	0	0	0
CAMBODIA	0	0	0	0	0	0	0	0	0	0	0	0	0	0	0	0	0	0	0	0
CAMEROON	0	0	0	0	0	0	0	0	0	0	0	0	0	0	0	0	0	0	0	0
CANADA	0	0	0	0	0	0	6	0	2	0	8	1	0	4	0	0	4	1	1	7
CAPE VERDE	0	0	0	0	0	0	0	0	0	0	0	0	0	0	0	0	0	0	0	0
CAYMAN ISLANDS	0	0	0	0	0	0	0	0	0	0	0	0	0	0	0	0	0	0	0	0
CENTRAL AFRICAN REPUB	0	0	0	0	0	0	0	0	0	0	0	0	0	0	0	0	0	0	0	0
CHAD	0	0	0	0	0	0	0	0	0	0	0	0	0	0	0	0	0	0	0	0
CHILE	0	0	0	0	0	0	0	1	0	0	0	2	0	0	0	0	0	0	0	0
CHINA	0	0	0	0	0	0	2	0	0	0	1	0	0	0	0	1	0	0	0	0
CHRISTMAS ISLAND	0	0	0	0	0	0	0	0	0	0	0	0	0	0	0	0	0	0	0	0
COCOS (KEELING) ISLANDS	0	0	0	0	0	0	0	0	0	0	0	0	0	0	0	0	0	0	0	0
COLOMBIA	0	0	0	0	0	0	2	0	0	0	1	0	0	0	0	0	0	0	0	0
COMOROS	0	0	0	0	0	0	0	0	0	0	0	0	0	0	0	0	0	0	0	0
CONGO	0	0	0	0	0	0	0	0	0	0	0	0	0	0	0	0	0	0	0	0
CONGO,THE DEMOCRATIC	0	0	0	0	0	0	0	0	0	0	0	0	0	0	0	0	0	0	0	0
COOK ISLANDS	0	0	0	0	0	0	0	0	0	0	0	0	0	0	0	0	0	0	0	0
COSTA RICA	0	0	0	0	0	0	1	0	0	0	1	0	0	0	0	0	0	0	0	0
CÔTE D'IVOIRE	0	0	0	0	0	0	0	0	0	0	0	0	0	0	0	0	0	0	0	0
CROATIA	0	0	0	0	0	0	0	0	0	0	0	0	0	0	0	0	0	0	0	0
CUBA	0	0	0	0	0	0	0	0	0	0	0	0	0	0	0	0	0	0	0	1
CURAÇAO	0	0	0	0	0	0	0	0	0	0	0	0	0	0	0	0	0	0	0	0
CYPRUS	0	0	0	0	0	0	0	0	0	0	0	0	0	0	0	0	0	0	0	0
CZECH REPUBLIC	0	0	0	0	0	0	0	0	0	0	0	0	0	0	0	0	0	0	0	0
DENMARK	0	0	0	0	0	0	0	0	0	0	0	0	0	0	0	0	0	0	0	0
DJIBOUTI	0	0	0	0	0	0	0	0	0	0	0	0	0	0	0	0	0	0	0	0
DOMINICA	0	0	0	0	0	0	0	0	0	0	0	0	0	0	0	0	0	0	0	0
DOMINICAN REPUBLIC	0	0	0	0	0	0	0	0	0	0	0	0	0	0	0	0	0	0	0	0
ECUADOR	0	0	0	0	0	0	0	0	0	0	0	0	0	0	0	0	0	0	0	0
EGYPT	0	0	0	0	0	0	0	0	0	0	1	0	0	1	0	0	0	0	0	1
EL SALVADOR	1	0	0	0	0	0	0	0	0	0	1	0	0	0	0	0	0	0	0	0

November 2020 Totals by Location Moved From, and By County Moved To

FROM / TO	LEWIS	LINCOLN	MASON	OKANAGON	PACIFIC	PEND OREILLE	PIERCE	SAN JUAN	SKAGIT	SKAMANIA	SNOHOMISH	SPOKANE	STEVENS	THURSTON	WAHKIAKUM	WALLA WALLA	WHATCOM	WHITMAN	YAKIMA	UNKNOWN
ENGLAND	0	0	0	0	0	0	0	0	0	0	0	0	0	0	0	0	0	0	0	0
EQUATORIAL GUINEA	0	0	0	0	0	0	0	0	0	0	0	0	0	0	0	0	0	0	0	0
ERITREA	0	0	0	0	0	0	0	0	0	0	0	0	0	0	0	0	0	0	0	0
ESTONIA	0	0	0	0	0	0	0	0	0	0	0	0	0	0	0	0	0	0	0	0
ETHIOPIA	0	0	0	0	0	0	0	0	0	0	0	0	0	0	0	0	0	0	0	0
FALKLAND ISLANDS (MALV	0	0	0	0	0	0	0	0	0	0	0	0	0	0	0	0	0	0	0	0
FAROE ISLANDS	0	0	0	0	0	0	0	0	0	0	0	0	0	0	0	0	0	0	0	0
FEDERAL STATES OF MICR	0	0	0	0	0	0	0	0	0	0	1	1	0	0	0	0	0	0	0	0
FIJI	0	0	0	0	0	0	0	0	0	0	0	0	0	0	0	0	0	0	0	0
FINLAND	0	0	0	0	0	0	0	0	0	0	0	0	0	0	0	0	0	1	0	0
FRANCE	0	0	0	0	0	0	0	0	0	0	0	0	0	0	0	0	0	0	0	0
FRENCH GUIANA	0	0	0	0	0	0	0	0	0	0	0	0	0	0	0	0	0	0	0	0
FRENCH POLYNESIA	0	0	0	0	0	0	0	0	0	0	0	0	0	0	0	0	0	0	0	0
FRENCH SOUTHERN TERRI	0	0	0	0	0	0	0	0	0	0	0	0	0	0	0	0	0	0	0	0
GABON	0	0	0	0	0	0	0	0	0	0	0	0	0	0	0	0	0	0	0	0
GAMBIA	0	0	0	0	0	0	0	0	0	0	0	0	0	0	0	0	0	0	0	0
GEORGIA (Country)	0	0	0	0	0	0	0	0	0	0	0	0	0	0	0	0	0	0	0	0
GERMANY	0	0	0	0	0	0	2	0	0	1	1	0	0	0	0	0	0	0	0	0
GHANA	0	0	0	0	0	0	0	0	0	0	0	0	0	0	0	0	0	0	0	0
GIBRALTAR	0	0	0	0	0	0	0	0	0	0	0	0	0	0	0	0	0	0	0	0
GREECE	0	0	0	0	0	0	0	0	0	0	0	0	0	0	0	0	0	0	0	0
GREENLAND	0	0	0	0	0	0	0	0	0	0	0	0	0	0	0	0	0	0	0	0
GRENADA	0	0	0	0	0	0	0	0	0	0	0	0	0	0	0	0	0	0	0	0
GUADELOUPE	0	0	0	0	0	0	0	0	0	0	0	0	0	0	0	0	0	0	0	0
GUAM	0	0	0	0	0	0	12	0	0	0	4	3	0	6	0	0	0	0	0	5
GUANAJUATO	0	0	0	0	0	0	0	0	0	0	0	0	0	0	0	0	0	0	0	0
GUATEMALA	0	0	0	0	0	0	0	0	0	0	0	0	0	0	0	0	0	0	0	0
GUERNSEY	0	0	0	0	0	0	0	0	0	0	0	0	0	0	0	0	0	0	0	0
GUINEA	0	0	0	0	0	0	0	0	0	0	0	0	0	0	0	0	0	0	0	0
GUINEA-BISSAU	0	0	0	0	0	0	0	0	0	0	0	0	0	0	0	0	0	0	0	0
GUYANA	0	0	0	0	0	0	0	0	0	0	0	0	0	0	0	0	0	0	0	0
HAITI	0	0	0	0	0	0	0	0	0	0	0	0	0	0	0	0	0	0	0	0
HEARD ISLAND-MCDONALD	0	0	0	0	0	0	0	0	0	0	0	0	0	0	0	0	0	0	0	0
HOLY SEE (VATICAN CITY S	0	0	0	0	0	0	0	0	0	0	0	0	0	0	0	0	0	0	0	0
HONDURAS	0	0	0	0	0	0	0	0	0	0	1	0	0	0	0	0	0	0	0	0
HONG KONG	0	0	0	0	0	0	0	0	0	0	0	0	0	0	0	0	0	0	0	0
HUNGARY	0	0	0	0	0	0	0	0	0	0	0	0	0	0	0	0	0	0	0	0
ICELAND	0	0	0	0	0	0	0	0	0	0	0	0	0	0	0	0	0	0	0	0
INDIA	0	0	0	0	0	0	8	0	0	0	0	0	0	0	0	0	0	0	0	2
INDONESIA	0	0	0	0	0	0	1	0	0	0	0	0	0	0	0	0	0	2	0	0
IRAN	0	0	0	0	0	0	0	0	0	0	0	0	0	0	0	0	0	0	0	0
IRAQ	0	0	0	0	0	0	0	0	0	0	0	0	0	0	0	0	0	0	0	0
IRELAND	0	0	0	0	0	0	0	0	0	0	0	0	0	0	0	0	0	0	0	0
ISLE OF MAN	0	0	0	0	0	0	0	0	0	0	0	0	0	0	0	0	0	0	0	0
ISRAEL	0	0	0	0	0	0	0	0	0	0	0	0	0	0	0	0	0	0	0	0
ITALY	0	0	0	0	0	0	0	0	0	0	0	0	0	0	0	0	0	0	0	0
JAMAICA	0	0	0	0	0	0	0	0	0	0	0	0	0	0	0	0	0	0	0	1
JAPAN	0	0	0	0	0	0	2	0	0	0	1	2	0	0	0	0	0	0	0	4
JERSEY	0	0	0	0	0	0	0	0	0	0	0	0	0	0	0	0	0	0	0	0
JORDAN	0	0	0	0	0	0	0	0	0	0	0	0	0	0	0	0	0	0	0	0
KAZAKHSTAN	0	0	0	0	0	0	0	0	0	0	0	0	0	0	0	0	0	0	0	0
KENYA	0	0	0	0	0	0	3	0	0	0	3	0	0	0	0	0	0	0	0	0
KIRIBATI	0	0	0	0	0	0	0	0	0	0	0	0	0	0	0	0	0	0	0	0
KUWAIT	0	0	0	0	0	0	0	0	0	0	0	0	0	0	0	0	0	0	0	0
KYRGYZSTAN	0	0	0	0	0	0	0	0	0	0	0	0	0	0	0	0	0	0	0	0
LAOS	0	0	0	0	0	0	0	0	0	0	0	0	0	0	0	0	0	0	0	0
LATVIA	0	0	0	0	0	0	0	0	0	0	0	0	0	0	0	0	0	0	0	1
LEBANON	0	0	0	0	0	0	0	0	0	0	0	0	0	0	0	0	0	0	0	0
LESOTHO	0	0	0	0	0	0	0	0	0	0	0	0	0	0	0	0	0	0	0	0
LIBERIA	0	0	0	0	0	0	0	0	0	0	0	0	0	0	0	0	0	0	0	0
LIBYA	0	0	0	0	0	0	0	0	0	0	0	0	0	0	0	0	0	0	0	0
LIECHTENSTEIN	0	0	0	0	0	0	0	0	0	0	0	0	0	0	0	0	0	0	0	0
LITHUANIA	0	0	0	0	0	0	0	0	0	0	0	0	0	0	0	0	0	0	0	0
LUXEMBOURG	0	0	0	0	0	0	0	0	0	0	0	0	0	0	0	0	0	0	0	0
MACAU	0	0	0	0	0	0	0	0	0	0	0	0	0	0	0	0	0	0	0	0
MACEDONIA	0	0	0	0	0	0	0	0	0	0	0	0	0	0	0	0	0	0	0	0
MADAGASCAR	0	0	0	0	0	0	0	0	0	0	0	0	0	0	0	0	0	0	0	0

November 2020 Totals by Location Moved From, and By County Moved To

FROM / TO	LEWIS	LINCOLN	MASON	OKANAGON	PACIFIC	PEND OREILLE	PIERCE	SAN JUAN	SKAGIT	SKAMANIA	SNOHOMISH	SPOKANE	STEVENS	THURSTON	WAHKIAKUM	WALLA WALLA	WHATCOM	WHITMAN	YAKIMA	UNKNOWN
MALAWI	0	0	0	0	0	0	0	0	0	0	0	0	0	0	0	0	0	0	0	0
MALAYSIA	0	0	0	0	0	0	0	0	0	0	0	0	0	0	0	0	0	0	0	0
MALDIVES	0	0	0	0	0	0	0	0	0	0	0	0	0	0	0	0	0	0	0	0
MALI	0	0	0	0	0	0	0	0	0	0	0	0	0	0	0	0	0	0	0	0
MALTA	0	0	0	0	0	0	0	0	0	0	0	0	0	0	0	0	0	0	0	0
MARSHALL ISLANDS	0	0	0	0	0	0	0	0	0	0	0	0	0	0	0	0	0	0	0	0
MARTINIQUE	0	0	0	0	0	0	0	0	0	0	0	0	0	0	0	0	0	0	0	0
MAURITANIA	0	0	0	0	0	0	0	0	0	0	0	0	0	0	0	0	0	0	0	0
MAURITIUS	0	0	0	0	0	0	0	0	0	0	0	0	0	0	0	0	0	0	0	0
MAYOTTE ISLAND	0	0	0	0	0	0	0	0	0	0	0	0	0	0	0	0	0	0	0	0
MEXICO	1	0	1	0	0	0	3	0	1	0	6	0	0	0	0	2	0	0	9	4
MONACO	0	0	0	0	0	0	0	0	0	0	0	0	0	0	0	0	0	0	0	0
MONGOLIA	0	0	0	0	0	0	0	0	0	0	0	0	0	0	0	0	0	0	0	0
MONTENEGRO	0	0	0	0	0	0	0	0	0	0	4	0	0	0	0	0	0	0	0	0
MONTSERRAT	0	0	0	0	0	0	0	0	0	0	0	0	0	0	0	0	0	0	0	0
MOROCCO	0	0	0	0	0	0	0	0	0	0	0	0	0	0	0	0	0	0	0	0
MOZAMBIQUE	0	0	0	0	0	0	0	0	0	0	0	0	0	0	0	0	0	0	0	0
MYANMAR	0	0	0	0	0	0	0	0	0	0	0	0	0	0	0	0	0	0	0	0
NAMIBIA	0	0	0	0	0	0	0	0	0	0	0	0	0	0	0	0	0	0	0	0
NAURU	0	0	0	0	0	0	0	0	0	0	0	0	0	0	0	0	0	0	0	0
NEPAL	0	0	0	0	0	0	0	0	0	0	0	0	0	0	0	0	0	0	0	0
NETHERLANDS	0	0	0	0	0	0	0	0	0	0	0	0	0	0	0	0	0	0	0	0
NEW CALEDONIA	0	0	0	0	0	0	0	0	0	0	0	0	0	0	0	0	0	0	0	0
NEW ZEALAND	0	0	0	0	0	0	0	0	0	0	0	0	0	0	0	0	0	0	0	0
NICARAGUA	0	0	0	0	0	0	0	0	0	0	0	0	0	0	0	0	0	0	0	0
NIGER	0	0	0	0	0	0	0	0	0	0	0	0	0	0	0	0	0	0	0	0
NIGERIA	0	0	0	0	0	0	0	0	0	0	0	0	0	0	0	0	0	0	0	0
NIUE	0	0	0	0	0	0	0	0	0	0	0	0	0	0	0	0	0	0	0	0
NORFOLK ISLAND	0	0	0	0	0	0	0	0	0	0	0	0	0	0	0	0	0	0	0	0
NORTH KOREA	0	0	0	0	0	0	0	0	0	0	0	0	0	0	0	0	0	0	0	0
NORTHERN IRELAND	0	0	0	0	0	0	0	0	0	0	0	0	0	0	0	0	0	0	0	0
NORTHERN MARIANA ISLAI	0	0	0	0	0	0	1	0	0	0	0	0	0	1	0	0	0	0	0	0
NORWAY	0	0	0	0	0	0	0	0	0	0	0	0	0	0	0	0	0	0	0	0
OCCUPIED PALESTINIAN TI	0	0	0	0	0	0	0	0	0	0	0	0	0	0	0	0	0	0	0	0
OMAN	0	0	0	0	0	0	0	0	0	0	0	0	0	0	0	0	0	0	0	0
PAKISTAN	0	0	0	0	0	0	0	0	0	0	0	0	0	0	0	0	0	0	0	0
PALAU	0	0	0	0	0	0	0	0	0	0	0	0	0	0	0	0	0	0	0	0
PANAMA	0	0	0	0	0	0	1	0	0	0	0	0	0	0	0	0	0	0	0	0
PAPUA NEW GUINEA	0	0	0	0	0	0	0	0	0	0	0	0	0	0	0	0	0	0	0	0
PARAGUAY	0	0	0	0	0	0	0	0	0	0	0	0	0	0	0	0	0	0	0	0
PERU	0	0	0	0	0	0	0	0	0	0	3	1	0	0	0	0	0	0	0	0
PHILIPPINES	0	0	0	0	0	0	0	0	0	0	1	0	0	0	0	0	0	0	0	0
PITCAIRN	0	0	0	0	0	0	0	0	0	0	0	0	0	0	0	0	0	0	0	0
POLAND	0	0	0	0	0	0	0	0	0	0	0	0	0	0	0	0	0	0	1	0
PORTUGAL	0	0	0	0	0	0	0	0	0	0	0	0	0	0	0	0	0	0	0	0
PUERTO RICO	0	0	0	0	0	0	6	0	0	0	2	0	0	1	0	0	0	0	0	0
QATAR	0	0	0	0	0	0	0	0	0	0	0	0	0	0	0	0	0	0	0	0
REPUBLIC OF MOLDOVA	0	0	0	0	0	0	0	0	0	0	0	0	0	0	0	0	0	0	0	0
RÉUNION ISLAND	0	0	0	0	0	0	0	0	0	0	0	0	0	0	0	0	0	0	0	0
ROMANIA	0	0	0	0	0	0	0	0	0	0	0	0	0	0	0	0	0	0	0	0
RUSSIA	0	0	0	0	0	0	0	0	0	0	0	0	0	0	0	0	0	0	0	0
RWANDA	0	0	0	0	0	0	0	0	0	0	0	0	0	0	0	0	0	1	0	0
SAMOA	0	0	0	0	0	0	0	0	0	0	0	0	0	0	0	0	0	0	0	0
SAN MARINO	0	0	0	0	0	0	0	0	0	0	0	0	0	0	0	0	0	0	0	0
SAO TOME AND PRINCIPE	0	0	0	0	0	0	0	0	0	0	0	0	0	0	0	0	0	0	0	0
SAUDI ARABIA	0	0	0	0	0	0	0	0	0	0	0	0	0	0	0	0	0	0	0	0
SCOTLAND	0	0	0	0	0	0	0	0	0	0	0	0	0	0	0	0	0	0	0	0
SENEGAL	0	0	0	0	0	0	0	0	0	0	0	0	0	0	0	0	0	0	0	0
SERBIA	0	0	0	0	0	0	1	0	0	0	2	0	0	0	0	0	0	0	0	0
SEYCHELLES	0	0	0	0	0	0	0	0	0	0	0	0	0	0	0	0	0	0	0	0
SIERRA LEONE	0	0	0	0	0	0	0	0	0	0	0	0	0	0	0	0	0	0	0	0
SINGAPORE	0	0	0	0	0	0	0	0	0	0	0	0	0	0	0	0	0	0	0	0
SINT MAARTEN	0	0	0	0	0	0	0	0	0	0	0	0	0	0	0	0	0	0	0	0
SLOVAKIA	0	0	0	0	0	0	0	0	0	0	0	0	0	0	0	0	0	0	0	0
SLOVENIA	0	0	0	0	0	0	0	0	0	0	0	0	0	0	0	0	0	0	0	0
SOLOMON ISLANDS	0	0	0	0	0	0	0	0	0	0	0	0	0	0	0	0	0	0	0	0
SOMALIA	0	0	0	0	0	0	0	0	0	0	0	0	0	0	0	0	0	0	0	0

November 2020 Totals by Location Moved From, and By County Moved To

FROM / TO	LEWIS	LINCOLN	MASON	OKANAGON	PACIFIC	PEND OREILLE	PIERCE	SAN JUAN	SKAGIT	SKAMANIA	SNOHOMISH	SPOKANE	STEVENS	THURSTON	WAHKIAKUM	WALLA WALLA	WHATCOM	WHITMAN	YAKIMA	UNKNOWN
SOUTH AFRICA	0	0	0	0	0	0	0	0	0	0	0	0	0	0	0	0	0	0	0	0
SOUTH GEORGIA-SANDWIC	0	0	0	0	0	0	0	0	0	0	0	0	0	0	0	0	0	0	0	0
SOUTH KOREA	0	0	0	0	0	0	5	0	0	0	3	0	0	3	0	0	1	1	0	3
SOUTH SUDAN	0	0	0	0	0	0	0	0	0	0	0	0	0	0	0	0	0	0	0	0
SPAIN	0	0	0	0	0	0	0	0	0	0	0	0	0	0	0	0	0	0	0	0
SRI LANKA	0	0	0	0	0	0	0	0	0	0	0	0	0	0	0	0	0	0	0	0
ST. BARTHÉLEMY	0	0	0	0	0	0	0	0	0	0	0	0	0	0	0	0	0	0	0	0
ST. HELENA	0	0	0	0	0	0	0	0	0	0	0	0	0	0	0	0	0	0	0	0
ST. KITTS NEVIS	0	0	0	0	0	0	0	0	0	0	0	0	0	0	0	0	0	0	0	0
ST. LUCIA	0	0	0	0	0	0	0	0	0	0	0	0	0	0	0	0	0	0	0	0
ST. PIERRE AND MIQUELON	0	0	0	0	0	0	0	0	0	0	0	0	0	0	0	0	0	0	0	0
ST. VINCENT AND THE GRE	0	0	0	0	0	0	0	0	0	0	0	0	0	0	0	0	0	0	0	0
SUDAN	0	0	0	0	0	0	0	0	0	0	0	0	0	0	0	0	0	0	0	0
SURINAME	0	0	0	0	0	0	0	0	0	0	0	0	0	0	0	0	0	0	0	0
SVALBARD AND JAN MAYE	0	0	0	0	0	0	0	0	0	0	0	0	0	0	0	0	0	0	0	0
SWAZILAND	0	0	0	0	0	0	0	0	0	0	0	0	0	0	0	0	0	0	0	0
SWEDEN	0	0	0	0	0	0	0	0	0	0	0	0	0	0	0	0	0	0	0	0
SWITZERLAND	0	0	0	0	0	0	0	0	0	0	0	0	0	0	0	0	0	0	0	0
SYRIAN ARAB REPUBLIC	0	0	0	0	0	0	0	0	0	0	0	0	0	0	0	0	0	0	0	0
TAIWAN	0	0	0	0	1	0	1	0	0	0	1	0	0	0	0	0	0	0	0	3
TAJIKISTAN	0	0	0	0	0	0	0	0	0	0	0	0	0	0	0	0	0	0	0	0
TANZANIA	0	0	0	0	0	0	0	0	0	0	0	0	0	0	0	0	0	0	0	0
THAILAND	0	0	0	0	0	0	0	0	1	0	1	0	0	0	0	0	0	0	0	0
TIMOR-LESTE	0	0	0	0	0	0	0	0	0	0	0	0	0	0	0	0	0	0	0	0
TOGO	0	0	0	0	0	0	0	0	0	0	0	0	0	0	0	0	0	0	0	0
TOKELAU	0	0	0	0	0	0	0	0	0	0	0	0	0	0	0	0	0	0	0	0
TONGA	0	0	0	0	0	0	0	0	0	0	0	0	0	0	0	0	0	0	0	0
TRINIDAD AND TOBAGO	0	0	0	0	0	0	0	0	0	0	0	0	0	0	0	0	0	0	0	0
TUNISIA	0	0	0	0	0	0	0	0	0	0	0	0	0	0	0	0	0	0	0	0
TURKEY	0	0	0	0	0	0	0	0	0	0	0	0	0	0	0	0	0	0	0	0
TURKMENISTAN	0	0	0	0	0	0	0	0	0	0	0	0	0	0	0	0	0	0	0	0
TURKS AND CAICOS ISLAN	0	0	0	0	0	0	0	0	0	0	0	0	0	0	0	0	0	0	0	0
TUVALU	0	0	0	0	0	0	0	0	0	0	0	0	0	0	0	0	0	0	0	0
UGANDA	0	0	0	0	0	0	2	0	0	0	0	0	0	0	0	0	0	0	0	0
UKRAINE	0	0	0	0	0	0	2	0	0	0	5	0	0	0	0	0	0	0	0	0
UNITED ARAB EMIRATES	0	0	0	0	0	0	1	0	0	0	1	0	0	0	0	0	0	0	0	0
UNITED KINGDOM	0	0	0	0	0	0	0	0	0	0	2	0	0	0	0	0	0	0	0	0
URUGUAY	0	0	0	0	0	0	0	0	0	0	0	0	0	0	0	0	0	0	0	0
US MINOR OUTLYING ISLAN	0	0	0	0	0	0	0	0	0	0	0	0	0	0	0	0	0	0	0	0
UZBEKISTAN	0	0	0	0	0	0	0	0	0	0	0	0	0	0	0	0	0	0	0	0
VANUATU	0	0	0	0	0	0	0	0	0	0	0	0	0	0	0	0	0	0	0	0
VENEZUELA	0	0	0	0	0	0	0	0	0	0	1	1	0	0	0	1	0	0	0	0
VIET NAM	0	0	0	0	0	0	0	0	0	0	0	0	0	0	0	0	0	0	0	0
VIRGIN ISLANDS	0	0	0	0	0	0	1	0	0	0	0	0	0	0	0	0	0	0	0	0
VIRGIN ISLANDS, BRITISH	0	0	0	0	0	0	0	0	0	0	0	0	0	0	0	0	0	0	0	0
VIRGIN ISLANDS, U.S.	0	0	0	0	0	0	0	0	0	0	0	0	0	0	0	0	0	0	0	0
WALES	0	0	0	0	0	0	0	0	0	0	0	0	0	0	0	0	0	0	0	0
WALLIS-FUTUNA	0	0	0	0	0	0	0	0	0	0	0	0	0	0	0	0	0	0	0	0
WESTERN SAHARA	0	0	0	0	0	0	0	0	0	0	0	0	0	0	0	0	0	0	0	0
YEMEN	0	0	0	0	0	0	0	0	0	0	0	0	0	0	0	0	0	0	0	0
ZAMBIA	0	0	0	0	0	0	0	0	0	0	1	0	0	0	0	0	0	0	0	0
ZIMBABWE	0	0	0	0	0	0	0	0	0	0	0	0	0	0	0	0	0	0	0	0
** TOTAL **	**76**	**15**	**60**	**46**	**36**	**33**	**1066**	**38**	**122**	**34**	**886**	**951**	**77**	**448**	**10**	**65**	**308**	**91**	**154**	**413**