STATE OF WASHINGTON
DEPARTMENT OF LICENSING
PO Box 9020 • Olympia, Washington 98507-9020

January 21, 2021

Washington State Drivers Report for December 2020

The monthly report provides a summary of Washington drivers' license (WDL) in-migration activity. There was a major driver licensing system change effective September 2018 and the following improvements were made to this report:

- Reporting covers the true calendar month from September 2018 forward. Previously, the month reported was the sum of the weeks through the last Saturday of the month.
- Data cleaning/reclassification may have some impact to the report counts. Caution is advised when comparing the new and old reports.

During the month of December, 13,418 out-of-state drivers obtained a Washington driver license. This is 2,170 more than 11,248 out-of-state drivers who obtained licenses in December of 2019. Licensing office operations have been limited since around mid-March in accordance with Governor Inslee's Stay Home Proclamation and licenses for drivers moving into Washington have been under-processed. For the 12 months ending December 2020, 111,648 out-of-state drivers obtained a Washington driver license, a decrease over the same period a year ago by nearly -32 percent.

The table below depicts WDL migration into Washington State featuring states that have historically been the top five in-migration states. Also depicted in the table below is a 12-month moving sum to provide an annual trend.

	Dec 2020			Year Ending Dec 2020		
	2020	2019	% Change	2020	2019	% Change
Total Drivers In	**13,418**	**11,248**	**19.3**	**111,658**	**164,024**	**-31.9**
Weekly Average	**3,355**	**2,812**	**19.3**	**2,147**	**3,154**	**-31.9**
California	3,222	2,506	28.6	25,120	34,976	-28.2
Oregon	1,804	1,279	41.0	13,122	18,140	-27.7
Texas	716	682	5.0	6,420	9,518	-32.5
Arizona	484	414	16.9	4,394	6,521	-32.6
Idaho	469	378	24.1	3,974	5,419	-26.7

The graphs on page 2 show the 12-month moving sum of drivers moving into Washington, the percent change from a year ago, and the top five in-migration states.

The table on page 3 has the current month driver in-migration by state along with the same month a year ago showing the year-over-year (YOY) change as well as the percent change by state. The monthly detail report of driver migration totals by location moved from and by county moved to begins on page 4.

The WDL Reports are available online at https://www.dol.wa.gov/about/driversreports.html.

Alice Vogel, Tax Policy Specialist
Department of Licensing
Forecasting Office
Highways and Licensing Building
Olympia, WA 98507- 48018

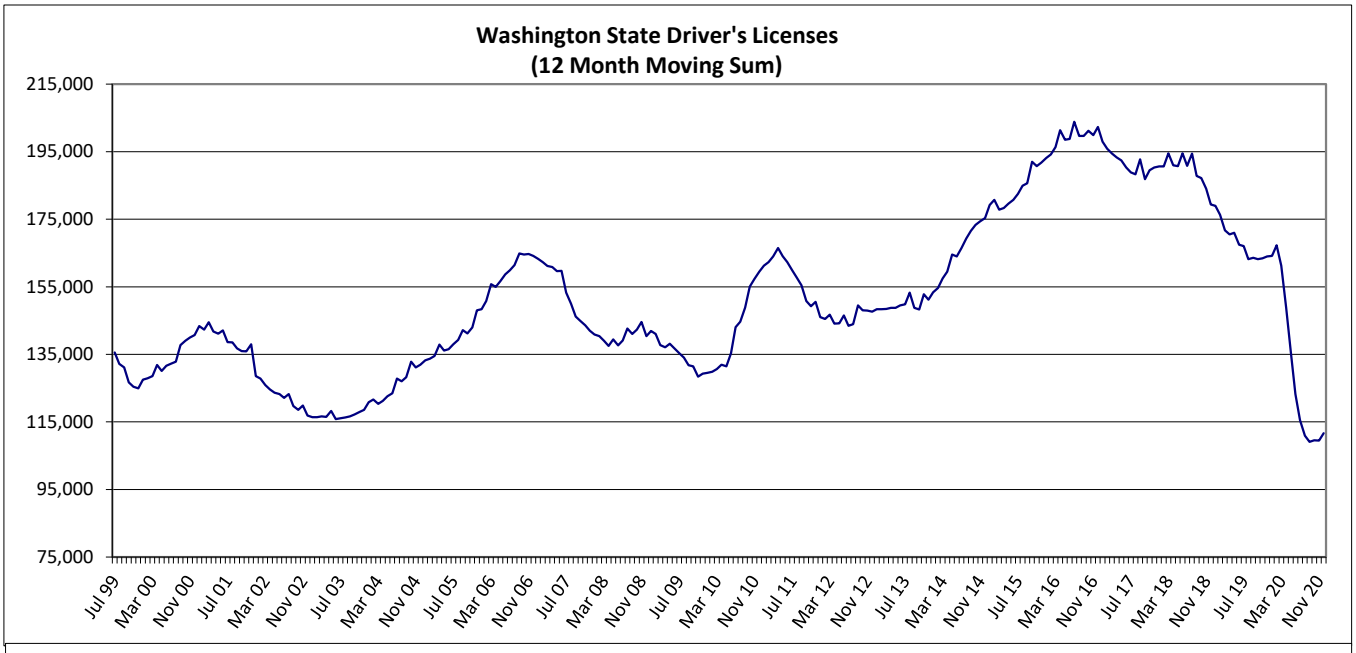
Washington State Driver's Licenses
(12 Month Moving Sum)
215,000
195,000
175,000
155,000
135,000
115,000
95,000
75,000
Jul 99
Mar 00
Nov 00
Jul 01
Mar 02
Nov 02
Jul 03
Mar 04
Nov 04
Jul 05
Mar 06
Nov 06
Jul 07
Mar 08
Nov 08
Jul 09
Mar 10
Nov 10
Jul 11
Mar 12
Nov 12
Jul 13
Mar 14
Nov 14
Jul 15
Mar 16
Nov 16
Jul 17
Mar 18
Nov 18
Jul 19
Mar 20
Nov 20

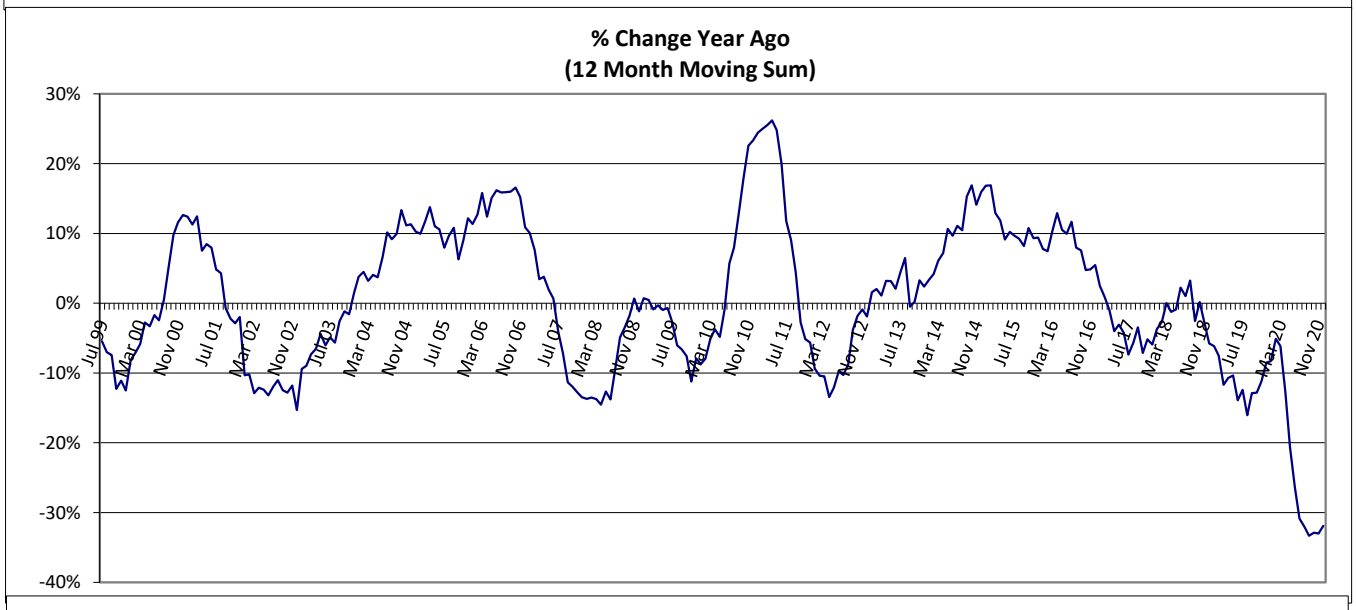
% Change Year Ago
(12 Month Moving Sum)
30%
20%
10%
0%
-10%
-20%
-30%
-40%
Jul 99
Mar 00
Nov 00
Jul 01
Mar 02
Nov 02
Jul 03
Mar 04
Nov 04
Jul 05
Mar 06
Nov 06
Jul 07
Mar 08
Nov 08
Jul 09
Mar 10
Nov 10
Jul 11
Mar 12
Nov 12
Jul 13
Mar 14
Nov 14
Jul 15
Mar 16
Nov 16
Jul 17
Mar 18
Nov 18
Jul 19
Mar 20
Nov 20

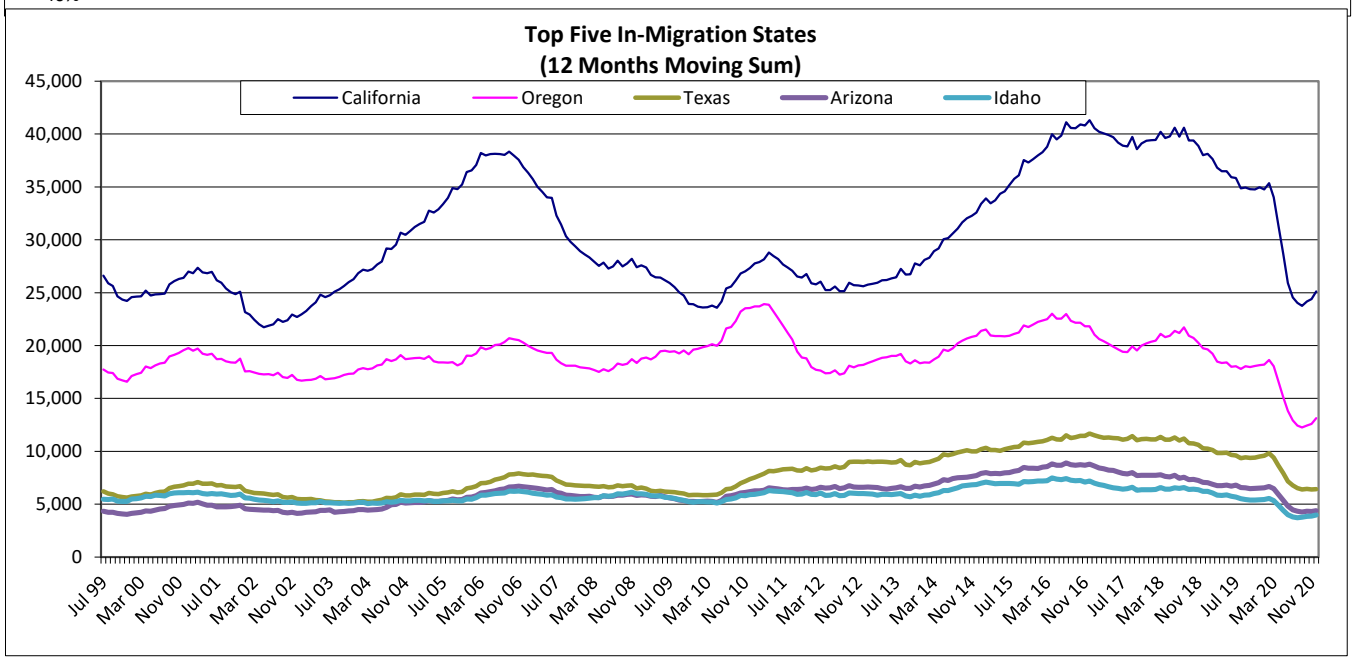
Top Five In-Migration States
(12 Months Moving Sum)
California
Oregon
Texas
Arizona
Idaho
45,000
40,000
35,000
30,000
25,000
20,000
15,000
10,000
5,000
0
Jul 99
Mar 00
Nov 00
Jul 01
Mar 02
Nov 02
Jul 03
Mar 04
Nov 04
Jul 05
Mar 06
Nov 06
Jul 07
Mar 08
Nov 08
Jul 09
Mar 10
Nov 10
Jul 11
Mar 12
Nov 12
Jul 13
Mar 14
Nov 14
Jul 15
Mar 16
Nov 16
Jul 17
Mar 18
Nov 18
Jul 19
Mar 20
Nov 20

Driver In-Migration By State

Month: December

Number of Weeks	4	4		
State	**2020**	**2019**	**YOY Change**	**% Change**
ALABAMA	61	52	9	17.3%
ALASKA	204	180	24	13.3%
ARIZONA	484	414	70	16.9%
ARKANSAS	32	41	(9)	-22.0%
CALIFORNIA	3,222	2,506	716	28.6%
COLORADO	451	359	92	25.6%
CONNECTICUT	60	64	(4)	-6.3%
DELAWARE	16	23	(7)	-30.4%
FLORIDA	547	447	100	22.4%
GEORGIA	213	238	(25)	-10.5%
HAWAII	202	196	6	3.1%
IDAHO	469	378	91	24.1%
ILLINOIS	294	264	30	11.4%
INDIANA	94	91	3	3.3%
IOWA	78	58	20	34.5%
KANSAS	70	83	(13)	-15.7%
KENTUCKY	54	51	3	5.9%
LOUISIANA	54	41	13	31.7%
MAINE	23	15	8	53.3%
MARYLAND	116	107	9	8.4%
MASSACHUSETTS	193	151	42	27.8%
MICHIGAN	163	147	16	10.9%
MINNESOTA	154	147	7	4.8%
MISSISSIPPI	32	27	5	18.5%
MISSOURI	126	117	9	7.7%
MONTANA	192	188	4	2.1%
NEBRASKA	67	49	18	36.7%
NEVADA	298	205	93	45.4%
NEW HAMPSHIRE	38	29	9	31.0%
NEW JERSEY	141	118	23	19.5%
NEW MEXICO	76	72	4	5.6%
NEW YORK	296	227	69	30.4%
NORTH CAROLINA	198	199	(1)	-0.5%
NORTH DAKOTA	57	40	17	42.5%
OHIO	174	141	33	23.4%
OKLAHOMA	74	82	(8)	-9.8%
OREGON	1,804	1,279	525	41.0%
PENNSYLVANIA	157	153	4	2.6%
RHODE ISLAND	20	13	7	53.8%
SOUTH CAROLINA	111	90	21	23.3%
SOUTH DAKOTA	45	32	13	40.6%
TENNESSEE	120	102	18	17.6%
TEXAS	716	682	34	5.0%
UTAH	225	177	48	27.1%
VERMONT	13	17	(4)	-23.5%
VIRGINIA	275	245	30	12.2%
WASHINGTON	0	0	0	0.0%
WEST VIRGINIA	13	14	(1)	-7.1%
WISCONSIN	126	110	16	14.5%
WYOMING	53	27	26	96.3%
WASH. DC	24	21	3	14.3%
OUTSIDE U.S.	693	739	(46)	-6.2%
TOTAL	**13,418**	**11,248**	**2,170**	**19.3%**

December 2020 Totals by Location Moved From, and By County Moved To

FROM / TO	TOTAL	ADAMS	ASOTIN	BENTON	CHELAN	CLALLAM	CLARK	COLUMBIA	COWLITZ	DOUGLAS	FERRY	FRANKLIN	GARFIELD	GRANT	GRAYS HARBOR	ISLAND	JEFFERSON	KING	KITSAP	KITTITAS	KLCKITAT
ALABAMA	**61**	0	0	6	0	0	3	0	0	0	0	2	0	0	1	2	0	9	7	0	0
ALASKA	**204**	1	2	6	1	6	19	0	2	0	0	2	0	0	5	0	0	43	6	1	2
ARIZONA	**484**	1	3	16	4	3	38	0	9	5	0	2	0	5	15	11	2	113	22	0	1
ARKANSAS	**32**	0	0	3	0	0	4	0	0	0	0	2	0	0	1	1	1	8	0	0	0
CALIFORNIA	**3222**	1	5	64	11	52	309	0	36	10	1	33	0	11	28	57	32	1154	136	4	14
COLORADO	**451**	0	1	8	4	13	32	0	10	3	0	8	0	4	8	10	5	130	28	4	2
CONNECTICUT	**60**	0	0	0	0	1	4	0	0	2	0	0	0	0	0	1	0	34	5	0	0
DELAWARE	**16**	0	0	1	0	0	2	0	0	0	0	0	0	0	0	0	0	6	1	0	0
FLORIDA	**547**	3	0	13	3	7	36	0	4	2	1	1	0	3	2	9	3	214	20	4	1
GEORGIA	**213**	0	0	7	0	1	11	0	2	0	0	0	0	1	1	0	0	79	8	0	0
HAWAII	**202**	0	0	3	3	5	20	0	1	1	0	0	0	0	0	0	3	54	22	1	0
IDAHO	**469**	1	32	28	3	6	33	1	5	6	1	7	1	3	2	7	6	42	10	3	3
ILLINOIS	**294**	0	1	6	5	6	11	0	0	0	0	0	0	0	1	3	0	162	7	0	1
INDIANA	**94**	0	0	5	0	2	6	0	0	0	1	1	0	1	1	2	0	42	5	3	0
IOWA	**78**	0	0	2	0	1	8	0	0	0	0	1	0	0	0	1	0	29	6	0	0
KANSAS	**70**	0	0	2	0	0	7	0	0	0	0	0	0	0	0	3	1	17	1	0	0
KENTUCKY	**54**	0	0	1	0	0	2	0	0	2	0	1	0	0	0	2	0	14	2	0	0
LOUISIANA	**54**	0	0	1	0	0	2	0	2	0	0	0	0	0	0	0	0	23	1	0	0
MAINE	**23**	0	0	0	0	1	1	0	0	0	0	1	0	0	0	0	0	7	3	0	0
MARYLAND	**116**	0	0	1	0	3	5	0	0	0	0	1	0	0	1	3	0	53	6	0	0
MASSACHUSETTS	**193**	0	0	1	0	1	4	0	1	0	0	0	4	1	1	2	1	115	7	1	0
MICHIGAN	**163**	0	1	9	0	4	9	0	2	0	0	0	0	1	1	1	2	76	4	1	0
MINNESOTA	**154**	0	0	8	0	4	16	0	0	2	0	1	0	0	0	4	0	55	7	0	0
MISSISSIPPI	**32**	0	0	0	0	0	1	0	0	0	0	0	0	0	0	1	0	9	1	0	0
MISSOURI	**126**	0	0	3	1	4	5	0	2	0	0	0	0	2	0	2	1	38	6	0	0
MONTANA	**192**	0	0	6	3	4	14	0	2	1	1	1	2	6	4	3	1	26	5	2	2
NEBRASKA	**67**	0	0	2	0	3	4	0	0	0	0	0	0	0	0	2	1	26	4	2	0
NEVADA	**298**	0	0	16	2	4	45	0	5	1	1	2	0	4	4	2	3	58	9	2	3
NEW HAMPSHIRE	**38**	0	0	1	0	1	2	0	0	0	0	0	0	0	0	1	0	15	3	0	0
NEW JERSEY	**141**	0	0	1	0	0	5	0	0	0	0	0	0	0	0	1	2	91	3	0	0
NEW MEXICO	**76**	0	1	1	1	0	9	0	0	0	0	1	0	0	1	0	0	19	6	0	0
NEW YORK	**296**	0	0	6	1	1	18	0	0	0	0	0	0	1	3	5	2	155	10	2	2
NORTH CAROLINA	**198**	0	1	1	0	0	16	0	1	0	0	2	0	0	0	0	1	68	8	0	0
NORTH DAKOTA	**57**	0	0	3	3	2	4	0	0	0	0	0	0	2	1	0	0	11	2	1	1
OHIO	**174**	1	0	4	1	1	13	0	0	0	0	2	0	0	3	3	0	67	6	2	1
OKLAHOMA	**74**	0	0	0	0	0	8	0	0	0	0	1	0	0	1	2	1	23	0	0	0
OREGON	**1804**	1	4	57	5	19	804	0	66	8	3	24	0	14	9	5	17	196	30	8	49
PENNSYLVANIA	**157**	0	0	1	2	1	7	0	0	0	0	0	0	0	2	2	0	74	4	0	1
RHODE ISLAND	**20**	0	0	0	1	1	1	0	0	0	0	0	0	0	0	0	0	11	0	0	0
SOUTH CAROLINA	**111**	0	0	4	2	0	10	0	3	0	0	0	0	2	1	1	0	30	8	0	0
SOUTH DAKOTA	**45**	0	1	0	0	5	5	0	0	0	0	1	0	0	1	0	2	6	3	1	0
TENNESSEE	**120**	0	0	5	0	1	7	0	4	0	0	0	0	0	1	2	0	46	4	0	1
TEXAS	**716**	0	1	21	9	4	47	0	4	3	0	5	0	3	6	11	4	251	32	1	0
UTAH	**225**	1	2	9	1	2	29	1	1	0	0	0	0	5	5	3	1	42	11	1	0
VERMONT	**13**	0	0	0	0	0	1	0	0	0	0	0	0	0	2	0	0	4	2	0	0
VIRGINIA	**275**	0	0	7	0	2	21	0	0	0	0	2	0	2	0	12	2	114	16	2	1
WASHINGTON	**0**	0	0	0	0	0	0	0	0	0	0	0	0	0	0	0	0	0	0	0	0
WEST VIRGINIA	**13**	0	0	0	0	0	1	0	0	0	0	0	0	0	0	0	0	4	1	0	0
WISCONSIN	**126**	0	0	3	2	3	4	0	0	0	0	1	0	0	1	1	3	47	7	1	1
WYOMING	**53**	0	0	2	1	0	9	0	1	0	2	0	0	0	3	1	0	5	2	1	0
DISTRICT OF COLUMBIA	**24**	0	0	0	0	0	0	0	0	0	0	0	0	0	0	0	0	17	1	0	0
AFGHANISTAN	**0**	0	0	0	0	0	0	0	0	0	0	0	0	0	0	0	0	0	0	0	0
ÅLAND ISLANDS	**0**	0	0	0	0	0	0	0	0	0	0	0	0	0	0	0	0	0	0	0	0
ALBANIA	**0**	0	0	0	0	0	0	0	0	0	0	0	0	0	0	0	0	0	0	0	0
ALGERIA	**1**	0	0	0	0	0	0	0	0	0	0	0	0	0	0	0	0	1	0	0	0
AMERICAN SAMOA	**8**	0	0	0	0	0	0	0	0	0	0	0	0	0	0	0	0	1	0	0	0
ANDORRA	**0**	0	0	0	0	0	0	0	0	0	0	0	0	0	0	0	0	0	0	0	0

December 2020 Totals by Location Moved From, and By County Moved To

FROM / TO	TOTAL	ADAMS	ASOTIN	BENTON	CHELAN	CLALLAM	CLARK	COLUMBIA	COWLITZ	DOUGLAS	FERRY	FRANKLIN	GARFIELD	GRANT	GRAYS HARBOR	ISLAND	JEFFERSON	KING	KITSAP	KITTITAS	KLCKITAT
ANGOLA	0	0	0	0	0	0	0	0	0	0	0	0	0	0	0	0	0	0	0	0	0
ANGUILLA	0	0	0	0	0	0	0	0	0	0	0	0	0	0	0	0	0	0	0	0	0
ANTARCTICA	0	0	0	0	0	0	0	0	0	0	0	0	0	0	0	0	0	0	0	0	0
ANTIGUA-BARBUDA	0	0	0	0	0	0	0	0	0	0	0	0	0	0	0	0	0	0	0	0	0
ARGENTINA	2	0	0	0	0	0	0	0	0	0	0	0	0	0	0	0	0	0	1	0	0
ARMENIA	0	0	0	0	0	0	0	0	0	0	0	0	0	0	0	0	0	0	0	0	0
ARUBA	0	0	0	0	0	0	0	0	0	0	0	0	0	0	0	0	0	0	0	0	0
AUSTRALIA	4	0	0	0	0	0	0	0	0	0	0	0	0	0	0	0	0	1	0	0	0
AUSTRIA	0	0	0	0	0	0	0	0	0	0	0	0	0	0	0	0	0	0	0	0	0
AZERBAIJAN	1	0	0	0	0	0	0	0	0	0	0	0	0	0	0	0	0	1	0	0	0
BAHAMAS	0	0	0	0	0	0	0	0	0	0	0	0	0	0	0	0	0	0	0	0	0
BAHRAIN	0	0	0	0	0	0	0	0	0	0	0	0	0	0	0	0	0	0	0	0	0
BANGLADESH	0	0	0	0	0	0	0	0	0	0	0	0	0	0	0	0	0	0	0	0	0
BARBADOS	0	0	0	0	0	0	0	0	0	0	0	0	0	0	0	0	0	0	0	0	0
BELARUS	2	0	0	0	0	0	0	0	0	0	0	0	0	0	0	0	0	2	0	0	0
BELGIUM	0	0	0	0	0	0	0	0	0	0	0	0	0	0	0	0	0	0	0	0	0
BELIZE	0	0	0	0	0	0	0	0	0	0	0	0	0	0	0	0	0	0	0	0	0
BENIN	0	0	0	0	0	0	0	0	0	0	0	0	0	0	0	0	0	0	0	0	0
BERMUDA	0	0	0	0	0	0	0	0	0	0	0	0	0	0	0	0	0	0	0	0	0
BHUTAN	0	0	0	0	0	0	0	0	0	0	0	0	0	0	0	0	0	0	0	0	0
BOLIVIA	0	0	0	0	0	0	0	0	0	0	0	0	0	0	0	0	0	0	0	0	0
BONAIRE, SINT EUSTATIUS	0	0	0	0	0	0	0	0	0	0	0	0	0	0	0	0	0	0	0	0	0
BOSNIA AND HERZEGOVIN	0	0	0	0	0	0	0	0	0	0	0	0	0	0	0	0	0	0	0	0	0
BOTSWANA	0	0	0	0	0	0	0	0	0	0	0	0	0	0	0	0	0	0	0	0	0
BOUVET ISLAND	0	0	0	0	0	0	0	0	0	0	0	0	0	0	0	0	0	0	0	0	0
BRAZIL	47	0	0	0	0	1	1	0	0	0	0	0	0	0	0	0	0	38	0	0	0
BRITISH INDIAN OCEAN TE	0	0	0	0	0	0	0	0	0	0	0	0	0	0	0	0	0	0	0	0	0
BRUNEI DARUSSALAM	0	0	0	0	0	0	0	0	0	0	0	0	0	0	0	0	0	0	0	0	0
BULGARIA	0	0	0	0	0	0	0	0	0	0	0	0	0	0	0	0	0	0	0	0	0
BURKINA FASO	0	0	0	0	0	0	0	0	0	0	0	0	0	0	0	0	0	0	0	0	0
BURUNDI	0	0	0	0	0	0	0	0	0	0	0	0	0	0	0	0	0	0	0	0	0
CAMBODIA	0	0	0	0	0	0	0	0	0	0	0	0	0	0	0	0	0	0	0	0	0
CAMEROON	0	0	0	0	0	0	0	0	0	0	0	0	0	0	0	0	0	0	0	0	0
CANADA	105	0	0	0	0	0	3	0	0	0	0	0	0	0	1	0	1	63	2	1	0
CAPE VERDE	0	0	0	0	0	0	0	0	0	0	0	0	0	0	0	0	0	0	0	0	0
CAYMAN ISLANDS	0	0	0	0	0	0	0	0	0	0	0	0	0	0	0	0	0	0	0	0	0
CENTRAL AFRICAN REPUB	0	0	0	0	0	0	0	0	0	0	0	0	0	0	0	0	0	0	0	0	0
CHAD	0	0	0	0	0	0	0	0	0	0	0	0	0	0	0	0	0	0	0	0	0
CHILE	3	0	0	0	0	0	0	0	0	0	0	0	0	0	0	0	0	2	0	0	0
CHINA	13	0	0	0	0	0	0	0	0	0	0	0	0	0	0	0	0	12	0	0	0
CHRISTMAS ISLAND	0	0	0	0	0	0	0	0	0	0	0	0	0	0	0	0	0	0	0	0	0
COCOS (KEELING) ISLANDS	0	0	0	0	0	0	0	0	0	0	0	0	0	0	0	0	0	0	0	0	0
COLOMBIA	11	0	0	0	0	0	2	0	0	0	0	0	0	0	0	0	0	4	0	0	0
COMOROS	0	0	0	0	0	0	0	0	0	0	0	0	0	0	0	0	0	0	0	0	0
CONGO	0	0	0	0	0	0	0	0	0	0	0	0	0	0	0	0	0	0	0	0	0
CONGO,THE DEMOCRATIC	0	0	0	0	0	0	0	0	0	0	0	0	0	0	0	0	0	0	0	0	0
COOK ISLANDS	0	0	0	0	0	0	0	0	0	0	0	0	0	0	0	0	0	0	0	0	0
COSTA RICA	3	0	0	0	0	0	0	0	0	0	0	0	0	0	0	0	0	0	0	0	0
CÔTE D'IVOIRE	0	0	0	0	0	0	0	0	0	0	0	0	0	0	0	0	0	0	0	0	0
CROATIA	0	0	0	0	0	0	0	0	0	0	0	0	0	0	0	0	0	0	0	0	0
CUBA	0	0	0	0	0	0	0	0	0	0	0	0	0	0	0	0	0	0	0	0	0
CURAÇAO	0	0	0	0	0	0	0	0	0	0	0	0	0	0	0	0	0	0	0	0	0
CYPRUS	0	0	0	0	0	0	0	0	0	0	0	0	0	0	0	0	0	0	0	0	0
CZECH REPUBLIC	1	0	0	0	0	0	1	0	0	0	0	0	0	0	0	0	0	0	0	0	0
DENMARK	0	0	0	0	0	0	0	0	0	0	0	0	0	0	0	0	0	0	0	0	0
DJIBOUTI	0	0	0	0	0	0	0	0	0	0	0	0	0	0	0	0	0	0	0	0	0
DOMINICA	0	0	0	0	0	0	0	0	0	0	0	0	0	0	0	0	0	0	0	0	0
DOMINICAN REPUBLIC	1	0	0	0	0	0	0	0	0	0	0	1	0	0	0	0	0	0	0	0	0
ECUADOR	4	0	0	0	0	0	0	0	0	0	0	0	0	0	0	0	0	2	0	0	0
EGYPT	0	0	0	0	0	0	0	0	0	0	0	0	0	0	0	0	0	0	0	0	0
EL SALVADOR	5	0	0	1	0	0	0	0	0	0	0	0	0	0	0	0	0	3	0	0	0

December 2020 Totals by Location Moved From, and By County Moved To

FROM / TO	TOTAL	ADAMS	ASOTIN	BENTON	CHELAN	CLALLAM	CLARK	COLUMBIA	COWLITZ	DOUGLAS	FERRY	FRANKLIN	GARFIELD	GRANT	GRAYS HARBOR	ISLAND	JEFFERSON	KING	KITSAP	KITTITAS	KLCKITAT
ENGLAND	**1**	0	0	0	0	0	0	0	0	0	0	0	0	0	0	0	0	0	0	0	0
EQUATORIAL GUINEA	**0**	0	0	0	0	0	0	0	0	0	0	0	0	0	0	0	0	0	0	0	0
ERITREA	**0**	0	0	0	0	0	0	0	0	0	0	0	0	0	0	0	0	0	0	0	0
ESTONIA	**0**	0	0	0	0	0	0	0	0	0	0	0	0	0	0	0	0	0	0	0	0
ETHIOPIA	**0**	0	0	0	0	0	0	0	0	0	0	0	0	0	0	0	0	0	0	0	0
FALKLAND ISLANDS (MALV	**0**	0	0	0	0	0	0	0	0	0	0	0	0	0	0	0	0	0	0	0	0
FAROE ISLANDS	**0**	0	0	0	0	0	0	0	0	0	0	0	0	0	0	0	0	0	0	0	0
FEDERAL STATES OF MICR	**2**	0	0	0	0	0	1	0	0	0	0	0	0	0	0	0	0	0	0	0	0
FIJI	**0**	0	0	0	0	0	0	0	0	0	0	0	0	0	0	0	0	0	0	0	0
FINLAND	**0**	0	0	0	0	0	0	0	0	0	0	0	0	0	0	0	0	0	0	0	0
FRANCE	**5**	0	0	0	0	0	0	0	0	0	0	0	0	0	0	0	0	5	0	0	0
FRENCH GUIANA	**0**	0	0	0	0	0	0	0	0	0	0	0	0	0	0	0	0	0	0	0	0
FRENCH POLYNESIA	**0**	0	0	0	0	0	0	0	0	0	0	0	0	0	0	0	0	0	0	0	0
FRENCH SOUTHERN TERRI	**0**	0	0	0	0	0	0	0	0	0	0	0	0	0	0	0	0	0	0	0	0
GABON	**0**	0	0	0	0	0	0	0	0	0	0	0	0	0	0	0	0	0	0	0	0
GAMBIA	**0**	0	0	0	0	0	0	0	0	0	0	0	0	0	0	0	0	0	0	0	0
GEORGIA (Country)	**0**	0	0	0	0	0	0	0	0	0	0	0	0	0	0	0	0	0	0	0	0
GERMANY	**18**	0	0	1	0	0	0	0	0	0	0	0	0	0	0	0	0	7	2	0	0
GHANA	**3**	0	0	0	0	0	1	0	0	0	0	0	0	0	0	0	0	1	0	0	0
GIBRALTAR	**0**	0	0	0	0	0	0	0	0	0	0	0	0	0	0	0	0	0	0	0	0
GREECE	**0**	0	0	0	0	0	0	0	0	0	0	0	0	0	0	0	0	0	0	0	0
GREENLAND	**0**	0	0	0	0	0	0	0	0	0	0	0	0	0	0	0	0	0	0	0	0
GRENADA	**0**	0	0	0	0	0	0	0	0	0	0	0	0	0	0	0	0	0	0	0	0
GUADELOUPE	**0**	0	0	0	0	0	0	0	0	0	0	0	0	0	0	0	0	0	0	0	0
GUAM	**41**	0	0	0	0	0	6	0	0	0	0	0	0	0	0	0	0	5	6	0	0
GUANAJUATO	**0**	0	0	0	0	0	0	0	0	0	0	0	0	0	0	0	0	0	0	0	0
GUATEMALA	**6**	0	0	0	0	0	0	0	0	0	0	2	0	0	0	0	0	2	0	0	0
GUERNSEY	**0**	0	0	0	0	0	0	0	0	0	0	0	0	0	0	0	0	0	0	0	0
GUINEA	**0**	0	0	0	0	0	0	0	0	0	0	0	0	0	0	0	0	0	0	0	0
GUINEA-BISSAU	**0**	0	0	0	0	0	0	0	0	0	0	0	0	0	0	0	0	0	0	0	0
GUYANA	**0**	0	0	0	0	0	0	0	0	0	0	0	0	0	0	0	0	0	0	0	0
HAITI	**1**	0	0	0	0	0	0	0	0	0	0	0	0	0	0	0	0	0	0	0	0
HEARD ISLAND-MCDONALD	**0**	0	0	0	0	0	0	0	0	0	0	0	0	0	0	0	0	0	0	0	0
HOLY SEE (VATICAN CITY S	**0**	0	0	0	0	0	0	0	0	0	0	0	0	0	0	0	0	0	0	0	0
HONDURAS	**5**	0	0	0	1	0	0	0	0	0	0	0	0	0	0	0	0	2	1	0	0
HONG KONG	**0**	0	0	0	0	0	0	0	0	0	0	0	0	0	0	0	0	0	0	0	0
HUNGARY	**0**	0	0	0	0	0	0	0	0	0	0	0	0	0	0	0	0	0	0	0	0
ICELAND	**0**	0	0	0	0	0	0	0	0	0	0	0	0	0	0	0	0	0	0	0	0
INDIA	**48**	0	0	0	0	0	1	0	0	0	0	0	0	0	0	0	0	39	0	0	0
INDONESIA	**2**	0	0	0	0	0	0	0	0	0	0	0	0	0	0	0	0	0	0	0	0
IRAN	**0**	0	0	0	0	0	0	0	0	0	0	0	0	0	0	0	0	0	0	0	0
IRAQ	**0**	0	0	0	0	0	0	0	0	0	0	0	0	0	0	0	0	0	0	0	0
IRELAND	**7**	0	0	0	0	0	0	0	0	0	0	0	0	0	0	0	0	3	0	0	0
ISLE OF MAN	**0**	0	0	0	0	0	0	0	0	0	0	0	0	0	0	0	0	0	0	0	0
ISRAEL	**0**	0	0	0	0	0	0	0	0	0	0	0	0	0	0	0	0	0	0	0	0
ITALY	**3**	0	0	0	0	0	0	0	0	0	0	0	0	0	0	0	0	3	0	0	0
JAMAICA	**1**	0	0	0	0	0	0	0	0	0	0	0	0	0	0	0	0	1	0	0	0
JAPAN	**34**	0	0	0	1	0	2	0	0	0	0	0	0	2	0	0	0	16	2	0	0
JERSEY	**0**	0	0	0	0	0	0	0	0	0	0	0	0	0	0	0	0	0	0	0	0
JORDAN	**1**	0	0	0	0	0	1	0	0	0	0	0	0	0	0	0	0	0	0	0	0
KAZAKHSTAN	**4**	0	0	0	0	0	0	0	0	0	0	0	0	0	0	0	0	4	0	0	0
KENYA	**4**	0	0	0	0	0	0	0	0	0	0	0	0	0	0	0	0	3	0	0	0
KIRIBATI	**0**	0	0	0	0	0	0	0	0	0	0	0	0	0	0	0	0	0	0	0	0
KUWAIT	**0**	0	0	0	0	0	0	0	0	0	0	0	0	0	0	0	0	0	0	0	0
KYRGYZSTAN	**2**	0	0	0	0	0	0	0	0	0	0	0	0	0	0	0	0	2	0	0	0
LAOS	**0**	0	0	0	0	0	0	0	0	0	0	0	0	0	0	0	0	0	0	0	0
LATVIA	**0**	0	0	0	0	0	0	0	0	0	0	0	0	0	0	0	0	0	0	0	0
LEBANON	**0**	0	0	0	0	0	0	0	0	0	0	0	0	0	0	0	0	0	0	0	0
LESOTHO	**0**	0	0	0	0	0	0	0	0	0	0	0	0	0	0	0	0	0	0	0	0
LIBERIA	**1**	0	0	0	0	0	0	0	0	0	0	0	0	0	0	0	0	0	0	0	0
LIBYA	**0**	0	0	0	0	0	0	0	0	0	0	0	0	0	0	0	0	0	0	0	0
LIECHTENSTEIN	**0**	0	0	0	0	0	0	0	0	0	0	0	0	0	0	0	0	0	0	0	0
LITHUANIA	**1**	0	0	0	0	0	0	0	0	0	0	0	0	0	0	0	0	1	0	0	0
LUXEMBOURG	**0**	0	0	0	0	0	0	0	0	0	0	0	0	0	0	0	0	0	0	0	0
MACAU	**0**	0	0	0	0	0	0	0	0	0	0	0	0	0	0	0	0	0	0	0	0
MACEDONIA	**2**	0	0	0	0	0	0	0	0	0	0	0	0	0	0	0	0	0	0	0	0
MADAGASCAR	**0**	0	0	0	0	0	0	0	0	0	0	0	0	0	0	0	0	0	0	0	0

December 2020 Totals by Location Moved From, and By County Moved To

FROM / TO	TOTAL	ADAMS	ASOTIN	BENTON	CHELAN	CLALLAM	CLARK	COLUMBIA	COWLITZ	DOUGLAS	FERRY	FRANKLIN	GARFIELD	GRANT	GRAYS HARBOR	ISLAND	JEFFERSON	KING	KITSAP	KITTITAS	KLCKITAT
MALAWI	**0**	0	0	0	0	0	0	0	0	0	0	0	0	0	0	0	0	0	0	0	0
MALAYSIA	**0**	0	0	0	0	0	0	0	0	0	0	0	0	0	0	0	0	0	0	0	0
MALDIVES	**0**	0	0	0	0	0	0	0	0	0	0	0	0	0	0	0	0	0	0	0	0
MALI	**0**	0	0	0	0	0	0	0	0	0	0	0	0	0	0	0	0	0	0	0	0
MALTA	**0**	0	0	0	0	0	0	0	0	0	0	0	0	0	0	0	0	0	0	0	0
MARSHALL ISLANDS	**0**	0	0	0	0	0	0	0	0	0	0	0	0	0	0	0	0	0	0	0	0
MARTINIQUE	**0**	0	0	0	0	0	0	0	0	0	0	0	0	0	0	0	0	0	0	0	0
MAURITANIA	**0**	0	0	0	0	0	0	0	0	0	0	0	0	0	0	0	0	0	0	0	0
MAURITIUS	**1**	0	0	0	0	0	0	0	0	0	0	0	0	0	0	0	0	1	0	0	0
MAYOTTE ISLAND	**0**	0	0	0	0	0	0	0	0	0	0	0	0	0	0	0	0	0	0	0	0
MEXICO	**86**	1	0	3	0	0	7	0	5	1	0	6	0	0	2	0	0	22	0	0	0
MONACO	**0**	0	0	0	0	0	0	0	0	0	0	0	0	0	0	0	0	0	0	0	0
MONGOLIA	**2**	0	0	0	0	0	0	0	0	0	0	0	0	0	0	0	0	2	0	0	0
MONTENEGRO	**3**	0	0	0	0	0	0	0	0	0	0	0	0	0	0	0	0	0	0	0	0
MONTSERRAT	**0**	0	0	0	0	0	0	0	0	0	0	0	0	0	0	0	0	0	0	0	0
MOROCCO	**1**	0	0	0	0	0	0	0	0	0	0	0	0	0	0	0	0	1	0	0	0
MOZAMBIQUE	**0**	0	0	0	0	0	0	0	0	0	0	0	0	0	0	0	0	0	0	0	0
MYANMAR	**0**	0	0	0	0	0	0	0	0	0	0	0	0	0	0	0	0	0	0	0	0
NAMIBIA	**0**	0	0	0	0	0	0	0	0	0	0	0	0	0	0	0	0	0	0	0	0
NAURU	**0**	0	0	0	0	0	0	0	0	0	0	0	0	0	0	0	0	0	0	0	0
NEPAL	**0**	0	0	0	0	0	0	0	0	0	0	0	0	0	0	0	0	0	0	0	0
NETHERLANDS	**1**	0	0	0	0	0	0	0	0	0	0	0	0	0	0	0	0	0	0	0	0
NEW CALEDONIA	**0**	0	0	0	0	0	0	0	0	0	0	0	0	0	0	0	0	0	0	0	0
NEW ZEALAND	**3**	0	0	0	0	0	0	0	0	0	0	0	0	0	0	0	0	3	0	0	0
NICARAGUA	**3**	0	0	0	0	0	0	0	0	0	0	0	0	0	0	0	0	3	0	0	0
NIGER	**0**	0	0	0	0	0	0	0	0	0	0	0	0	0	0	0	0	0	0	0	0
NIGERIA	**1**	0	0	0	0	0	0	0	0	0	0	0	0	0	0	0	0	0	0	0	0
NIUE	**0**	0	0	0	0	0	0	0	0	0	0	0	0	0	0	0	0	0	0	0	0
NORFOLK ISLAND	**0**	0	0	0	0	0	0	0	0	0	0	0	0	0	0	0	0	0	0	0	0
NORTH KOREA	**0**	0	0	0	0	0	0	0	0	0	0	0	0	0	0	0	0	0	0	0	0
NORTHERN IRELAND	**0**	0	0	0	0	0	0	0	0	0	0	0	0	0	0	0	0	0	0	0	0
NORTHERN MARIANA ISLAI	**12**	0	0	0	0	0	4	0	0	0	0	0	0	0	0	0	0	2	0	0	0
NORWAY	**0**	0	0	0	0	0	0	0	0	0	0	0	0	0	0	0	0	0	0	0	0
OCCUPIED PALESTINIAN TI	**0**	0	0	0	0	0	0	0	0	0	0	0	0	0	0	0	0	0	0	0	0
OMAN	**0**	0	0	0	0	0	0	0	0	0	0	0	0	0	0	0	0	0	0	0	0
PAKISTAN	**1**	0	0	0	0	0	0	0	0	0	0	0	0	0	0	0	0	1	0	0	0
PALAU	**0**	0	0	0	0	0	0	0	0	0	0	0	0	0	0	0	0	0	0	0	0
PANAMA	**1**	0	0	0	0	0	0	0	0	0	0	0	0	0	0	0	0	0	0	0	0
PAPUA NEW GUINEA	**0**	0	0	0	0	0	0	0	0	0	0	0	0	0	0	0	0	0	0	0	0
PARAGUAY	**0**	0	0	0	0	0	0	0	0	0	0	0	0	0	0	0	0	0	0	0	0
PERU	**2**	0	0	0	0	0	0	0	0	0	0	0	0	0	0	0	0	2	0	0	0
PHILIPPINES	**2**	0	0	1	0	0	0	0	0	0	0	0	0	0	0	0	0	0	0	0	0
PITCAIRN	**0**	0	0	0	0	0	0	0	0	0	0	0	0	0	0	0	0	0	0	0	0
POLAND	**0**	0	0	0	0	0	0	0	0	0	0	0	0	0	0	0	0	0	0	0	0
PORTUGAL	**1**	0	0	0	0	0	0	0	0	0	0	0	0	0	0	0	0	1	0	0	0
PUERTO RICO	**20**	0	0	0	0	0	1	0	0	0	0	2	0	0	0	0	0	3	4	0	0
QATAR	**0**	0	0	0	0	0	0	0	0	0	0	0	0	0	0	0	0	0	0	0	0
REPUBLIC OF MOLDOVA	**5**	0	0	0	0	0	2	0	0	0	0	0	0	0	0	0	0	2	0	0	0
RÉUNION ISLAND	**0**	0	0	0	0	0	0	0	0	0	0	0	0	0	0	0	0	0	0	0	0
ROMANIA	**11**	0	0	0	0	0	2	0	0	0	0	0	0	0	0	0	0	9	0	0	0
RUSSIA	**14**	0	0	0	0	0	0	0	0	0	0	0	0	0	0	0	0	10	0	0	0
RWANDA	**0**	0	0	0	0	0	0	0	0	0	0	0	0	0	0	0	0	0	0	0	0
SAMOA	**0**	0	0	0	0	0	0	0	0	0	0	0	0	0	0	0	0	0	0	0	0
SAN MARINO	**0**	0	0	0	0	0	0	0	0	0	0	0	0	0	0	0	0	0	0	0	0
SAO TOME AND PRINCIPE	**0**	0	0	0	0	0	0	0	0	0	0	0	0	0	0	0	0	0	0	0	0
SAUDI ARABIA	**1**	0	0	0	0	0	0	0	0	0	0	0	0	0	0	0	0	0	0	0	0
SCOTLAND	**1**	0	0	0	0	0	0	0	0	0	0	0	0	0	0	0	0	0	0	0	0
SENEGAL	**0**	0	0	0	0	0	0	0	0	0	0	0	0	0	0	0	0	0	0	0	0
SERBIA	**1**	0	0	0	0	0	0	0	0	0	0	0	0	0	0	0	0	0	0	0	0
SEYCHELLES	**0**	0	0	0	0	0	0	0	0	0	0	0	0	0	0	0	0	0	0	0	0
SIERRA LEONE	**0**	0	0	0	0	0	0	0	0	0	0	0	0	0	0	0	0	0	0	0	0
SINGAPORE	**1**	0	0	0	0	0	0	0	0	0	0	0	0	0	0	0	0	0	0	0	0
SINT MAARTEN	**0**	0	0	0	0	0	0	0	0	0	0	0	0	0	0	0	0	0	0	0	0
SLOVAKIA	**0**	0	0	0	0	0	0	0	0	0	0	0	0	0	0	0	0	0	0	0	0
SLOVENIA	**0**	0	0	0	0	0	0	0	0	0	0	0	0	0	0	0	0	0	0	0	0
SOLOMON ISLANDS	**0**	0	0	0	0	0	0	0	0	0	0	0	0	0	0	0	0	0	0	0	0
SOMALIA	**0**	0	0	0	0	0	0	0	0	0	0	0	0	0	0	0	0	0	0	0	0

December 2020 Totals by Location Moved From, and By County Moved To

FROM / TO	TOTAL	ADAMS	ASOTIN	BENTON	CHELAN	CLALLAM	CLARK	COLUMBIA	COWLITZ	DOUGLAS	FERRY	FRANKLIN	GARFIELD	GRANT	GRAYS HARBOR	ISLAND	JEFFERSON	KING	KITSAP	KITTITAS	KLCKITAT
SOUTH AFRICA	**2**	0	0	0	0	0	0	0	0	0	0	0	0	0	0	0	0	1	0	0	0
SOUTH GEORGIA-SANDWIC	**0**	0	0	0	0	0	0	0	0	0	0	0	0	0	0	0	0	0	0	0	0
SOUTH KOREA	**42**	0	0	0	0	0	0	0	0	0	0	0	0	0	0	0	0	28	0	1	0
SOUTH SUDAN	**1**	0	0	0	0	0	0	0	0	0	0	0	0	0	0	0	0	1	0	0	0
SPAIN	**3**	1	0	0	0	0	0	0	0	0	0	2	0	0	0	0	0	0	0	0	0
SRI LANKA	**0**	0	0	0	0	0	0	0	0	0	0	0	0	0	0	0	0	0	0	0	0
ST. BARTHÉLEMY	**0**	0	0	0	0	0	0	0	0	0	0	0	0	0	0	0	0	0	0	0	0
ST. HELENA	**0**	0	0	0	0	0	0	0	0	0	0	0	0	0	0	0	0	0	0	0	0
ST. KITTS NEVIS	**0**	0	0	0	0	0	0	0	0	0	0	0	0	0	0	0	0	0	0	0	0
ST. LUCIA	**0**	0	0	0	0	0	0	0	0	0	0	0	0	0	0	0	0	0	0	0	0
ST. PIERRE AND MIQUELON	**0**	0	0	0	0	0	0	0	0	0	0	0	0	0	0	0	0	0	0	0	0
ST. VINCENT AND THE GRE	**0**	0	0	0	0	0	0	0	0	0	0	0	0	0	0	0	0	0	0	0	0
SUDAN	**0**	0	0	0	0	0	0	0	0	0	0	0	0	0	0	0	0	0	0	0	0
SURINAME	**0**	0	0	0	0	0	0	0	0	0	0	0	0	0	0	0	0	0	0	0	0
SVALBARD AND JAN MAYE	**0**	0	0	0	0	0	0	0	0	0	0	0	0	0	0	0	0	0	0	0	0
SWAZILAND	**0**	0	0	0	0	0	0	0	0	0	0	0	0	0	0	0	0	0	0	0	0
SWEDEN	**0**	0	0	0	0	0	0	0	0	0	0	0	0	0	0	0	0	0	0	0	0
SWITZERLAND	**1**	0	0	0	0	0	0	0	0	0	0	0	0	0	0	0	0	1	0	0	0
SYRIAN ARAB REPUBLIC	**0**	0	0	0	0	0	0	0	0	0	0	0	0	0	0	0	0	0	0	0	0
TAIWAN	**26**	0	0	0	0	0	0	0	0	0	0	0	0	0	0	0	0	20	0	0	0
TAJIKISTAN	**0**	0	0	0	0	0	0	0	0	0	0	0	0	0	0	0	0	0	0	0	0
TANZANIA	**2**	0	0	0	0	0	0	0	0	0	0	0	0	0	1	0	0	0	0	0	0
THAILAND	**1**	0	0	0	0	0	0	0	0	0	0	0	0	0	0	0	0	1	0	0	0
TIMOR-LESTE	**0**	0	0	0	0	0	0	0	0	0	0	0	0	0	0	0	0	0	0	0	0
TOGO	**0**	0	0	0	0	0	0	0	0	0	0	0	0	0	0	0	0	0	0	0	0
TOKELAU	**0**	0	0	0	0	0	0	0	0	0	0	0	0	0	0	0	0	0	0	0	0
TONGA	**1**	0	0	0	0	0	0	0	0	0	0	0	0	0	0	0	0	1	0	0	0
TRINIDAD AND TOBAGO	**0**	0	0	0	0	0	0	0	0	0	0	0	0	0	0	0	0	0	0	0	0
TUNISIA	**0**	0	0	0	0	0	0	0	0	0	0	0	0	0	0	0	0	0	0	0	0
TURKEY	**5**	0	0	0	0	0	0	0	0	0	0	0	0	0	0	0	0	4	0	0	0
TURKMENISTAN	**0**	0	0	0	0	0	0	0	0	0	0	0	0	0	0	0	0	0	0	0	0
TURKS AND CAICOS ISLAN	**0**	0	0	0	0	0	0	0	0	0	0	0	0	0	0	0	0	0	0	0	0
TUVALU	**0**	0	0	0	0	0	0	0	0	0	0	0	0	0	0	0	0	0	0	0	0
UGANDA	**1**	0	0	0	0	0	0	0	0	0	0	0	0	0	0	0	0	1	0	0	0
UKRAINE	**20**	0	0	0	0	0	6	0	0	0	0	0	0	0	7	0	0	6	0	0	0
UNITED ARAB EMIRATES	**0**	0	0	0	0	0	0	0	0	0	0	0	0	0	0	0	0	0	0	0	0
UNITED KINGDOM	**2**	0	0	0	0	0	0	0	0	0	0	0	0	0	0	0	0	2	0	0	0
URUGUAY	**0**	0	0	0	0	0	0	0	0	0	0	0	0	0	0	0	0	0	0	0	0
US MINOR OUTLYING ISLAI	**0**	0	0	0	0	0	0	0	0	0	0	0	0	0	0	0	0	0	0	0	0
UZBEKISTAN	**0**	0	0	0	0	0	0	0	0	0	0	0	0	0	0	0	0	0	0	0	0
VANUATU	**0**	0	0	0	0	0	0	0	0	0	0	0	0	0	0	0	0	0	0	0	0
VENEZUELA	**3**	0	0	0	0	0	0	0	0	1	0	0	0	0	0	0	0	1	0	0	0
VIET NAM	**4**	0	0	0	0	0	1	0	0	0	0	0	0	0	0	0	0	0	0	0	0
VIRGIN ISLANDS	**1**	0	0	0	0	0	0	0	0	0	0	0	0	0	0	0	0	0	0	0	0
VIRGIN ISLANDS, BRITISH	**0**	0	0	0	0	0	0	0	0	0	0	0	0	0	0	0	0	0	0	0	0
VIRGIN ISLANDS, U.S.	**0**	0	0	0	0	0	0	0	0	0	0	0	0	0	0	0	0	0	0	0	0
WALES	**0**	0	0	0	0	0	0	0	0	0	0	0	0	0	0	0	0	0	0	0	0
WALLIS-FUTUNA	**0**	0	0	0	0	0	0	0	0	0	0	0	0	0	0	0	0	0	0	0	0
WESTERN SAHARA	**0**	0	0	0	0	0	0	0	0	0	0	0	0	0	0	0	0	0	0	0	0
YEMEN	**0**	0	0	0	0	0	0	0	0	0	0	0	0	0	0	0	0	0	0	0	0
ZAMBIA	**1**	0	0	0	0	0	0	0	0	0	0	0	0	0	0	0	0	1	0	0	0
ZIMBABWE	**0**	0	0	0	0	0	0	0	0	0	0	0	0	0	0	0	0	0	0	0	0
**** TOTAL ****	**13418**	**12**	**55**	**350**	**71**	**175**	**1714**	**2**	**168**	**48**	**11**	**118**	**7**	**73**	**127**	**179**	**98**	**4286**	**516**	**50**	**86**

December 2020 Totals by Location Moved From, and By County Moved To

FROM / TO	LEWIS	LINCOLN	MASON	OKANAGON	PACIFIC	PEND OREILLE	PIERCE	SAN JUAN	SKAGIT	SKAMANIA	SNOHOMISH	SPOKANE	STEVENS	THURSTON	WAHKIAKUM	WALLA WALLA	WHATCOM	WHITMAN	YAKIMA	UNKNOWN
ALABAMA	1	0	0	0	0	0	15	0	0	0	2	2	0	6	0	2	0	0	1	2
ALASKA	2	0	3	0	3	0	21	0	2	1	17	14	1	11	0	3	19	1	4	6
ARIZONA	4	0	3	5	2	2	51	1	8	1	37	48	2	21	0	3	21	1	9	15
ARKANSAS	1	0	0	1	0	0	4	0	0	0	2	2	0	0	0	0	0	0	1	1
CALIFORNIA	31	2	15	5	14	6	294	15	31	4	216	156	23	123	2	22	120	9	43	133
COLORADO	7	2	2	0	1	0	25	4	5	0	36	32	4	22	0	4	23	1	5	8
CONNECTICUT	0	0	0	0	0	0	5	0	0	0	4	2	0	0	0	0	0	0	1	1
DELAWARE	0	0	0	0	0	0	2	0	1	0	0	0	0	0	0	0	0	0	0	3
FLORIDA	1	1	6	0	2	0	57	2	13	0	51	27	2	16	2	0	19	1	4	17
GEORGIA	1	0	1	0	1	0	38	0	3	1	22	9	0	12	0	0	6	2	0	7
HAWAII	1	0	1	0	0	0	37	0	1	0	22	6	0	7	0	1	5	1	1	6
IDAHO	5	1	0	1	2	13	20	0	3	0	19	135	10	7	0	4	6	25	8	10
ILLINOIS	1	0	0	0	0	0	26	1	2	0	26	9	1	9	0	0	3	3	1	9
INDIANA	0	0	2	0	0	0	3	0	0	0	5	2	0	3	0	3	2	2	0	3
IOWA	0	0	0	0	0	0	8	2	1	1	2	6	0	6	0	0	1	1	0	2
KANSAS	1	0	0	0	0	0	9	0	1	0	5	5	0	10	0	2	3	1	0	2
KENTUCKY	3	0	0	0	0	0	8	1	0	0	4	4	0	2	0	0	3	1	3	1
LOUISIANA	0	0	0	0	0	0	7	0	2	0	3	1	0	6	0	0	1	1	1	3
MAINE	0	0	0	1	1	0	2	0	0	0	1	0	0	0	0	2	2	0	0	1
MARYLAND	1	0	0	0	0	0	13	0	2	0	11	2	2	0	0	3	5	1	0	3
MASSACHUSETTS	0	0	0	0	0	0	13	0	0	0	11	4	0	5	0	0	9	1	2	9
MICHIGAN	0	0	0	2	0	0	15	1	1	0	13	1	0	7	0	1	5	0	1	5
MINNESOTA	1	2	1	0	2	1	12	2	2	0	15	6	1	4	0	0	6	0	1	1
MISSISSIPPI	0	0	2	0	0	0	8	0	1	0	4	3	0	0	0	0	0	0	0	2
MISSOURI	0	2	1	0	1	1	17	0	1	0	14	10	2	4	0	0	4	0	0	5
MONTANA	6	0	0	1	8	1	14	0	2	0	14	28	4	6	0	1	8	3	5	8
NEBRASKA	1	0	1	0	0	1	2	0	1	0	4	6	0	1	0	0	3	0	2	1
NEVADA	3	0	2	1	2	0	29	0	5	2	26	22	5	7	2	3	11	1	8	8
NEW HAMPSHIRE	0	0	0	1	0	0	1	0	2	1	2	1	0	2	0	0	3	0	0	2
NEW JERSEY	1	0	0	0	0	0	7	0	0	0	11	6	0	3	0	0	0	3	1	6
NEW MEXICO	0	1	3	0	0	0	10	0	2	0	8	3	1	3	0	0	3	0	3	0
NEW YORK	2	0	1	0	0	0	32	1	4	2	18	9	0	5	0	1	9	0	0	6
NORTH CAROLINA	1	0	2	0	1	0	31	0	2	0	16	11	1	16	0	0	3	5	3	8
NORTH DAKOTA	2	1	1	0	0	0	3	0	0	0	9	3	0	2	0	1	1	0	2	2
OHIO	1	0	3	1	1	1	15	1	5	0	11	6	0	10	1	0	4	2	0	8
OKLAHOMA	1	0	1	0	0	0	20	0	1	1	3	3	0	4	0	0	2	0	0	2
OREGON	20	0	17	6	24	0	70	3	11	22	38	66	12	41	6	26	27	4	37	55
PENNSYLVANIA	1	0	1	0	1	0	16	0	3	0	15	8	0	5	0	2	2	2	1	6
RHODE ISLAND	0	2	1	0	0	0	1	0	0	0	2	0	0	0	0	0	0	0	0	0
SOUTH CAROLINA	0	1	0	0	2	0	16	0	0	0	10	5	0	4	0	1	3	1	1	6
SOUTH DAKOTA	0	0	0	1	2	0	3	0	2	0	2	2	0	1	0	0	4	1	1	1
TENNESSEE	1	0	1	0	0	0	15	0	2	0	10	7	0	4	0	3	0	0	1	5
TEXAS	5	0	4	3	4	1	103	1	13	1	50	23	9	42	0	2	24	3	6	20
UTAH	2	1	1	1	0	0	16	4	3	0	24	18	3	13	0	2	9	1	4	9
VERMONT	0	0	1	0	0	0	0	0	0	0	1	0	0	0	0	0	0	0	1	1
VIRGINIA	3	0	0	0	2	0	29	0	5	0	17	10	0	10	0	1	3	2	5	7
WASHINGTON	0	0	0	0	0	0	0	0	0	0	0	0	0	0	0	0	0	0	0	0
WEST VIRGINIA	0	0	0	0	0	0	0	0	0	0	5	0	0	0	0	0	2	0	0	0
WISCONSIN	0	1	0	0	2	0	17	0	1	0	8	1	0	4	0	2	4	2	6	4
WYOMING	0	0	0	0	0	1	7	0	1	0	2	2	3	3	0	0	2	1	2	2
DISTRICT OF COLUMBIA	0	0	0	0	0	0	0	0	0	0	0	2	0	0	0	1	0	0	0	3
AFGHANISTAN	0	0	0	0	0	0	0	0	0	0	0	0	0	0	0	0	0	0	0	0
ÅLAND ISLANDS	0	0	0	0	0	0	0	0	0	0	0	0	0	0	0	0	0	0	0	0
ALBANIA	0	0	0	0	0	0	0	0	0	0	0	0	0	0	0	0	0	0	0	0
ALGERIA	0	0	0	0	0	0	0	0	0	0	0	0	0	0	0	0	0	0	0	0
AMERICAN SAMOA	0	0	0	0	0	0	5	0	0	0	0	0	0	2	0	0	0	0	0	0
ANDORRA	0	0	0	0	0	0	0	0	0	0	0	0	0	0	0	0	0	0	0	0

December 2020 Totals by Location Moved From, and By County Moved To

FROM / TO	LEWIS	LINCOLN	MASON	OKANAGON	PACIFIC	PEND OREILLE	PIERCE	SAN JUAN	SKAGIT	SKAMANIA	SNOHOMISH	SPOKANE	STEVENS	THURSTON	WAHKIAKUM	WALLA WALLA	WHATCOM	WHITMAN	YAKIMA	UNKNOWN
ANGOLA	0	0	0	0	0	0	0	0	0	0	0	0	0	0	0	0	0	0	0	0
ANGUILLA	0	0	0	0	0	0	0	0	0	0	0	0	0	0	0	0	0	0	0	0
ANTARCTICA	0	0	0	0	0	0	0	0	0	0	0	0	0	0	0	0	0	0	0	0
ANTIGUA-BARBUDA	0	0	0	0	0	0	0	0	0	0	0	0	0	0	0	0	0	0	0	0
ARGENTINA	0	0	0	0	0	0	1	0	0	0	0	0	0	0	0	0	0	0	0	0
ARMENIA	0	0	0	0	0	0	0	0	0	0	0	0	0	0	0	0	0	0	0	0
ARUBA	0	0	0	0	0	0	0	0	0	0	0	0	0	0	0	0	0	0	0	0
AUSTRALIA	0	0	0	0	0	0	0	0	0	0	2	0	0	0	0	0	1	0	0	0
AUSTRIA	0	0	0	0	0	0	0	0	0	0	0	0	0	0	0	0	0	0	0	0
AZERBAIJAN	0	0	0	0	0	0	0	0	0	0	0	0	0	0	0	0	0	0	0	0
BAHAMAS	0	0	0	0	0	0	0	0	0	0	0	0	0	0	0	0	0	0	0	0
BAHRAIN	0	0	0	0	0	0	0	0	0	0	0	0	0	0	0	0	0	0	0	0
BANGLADESH	0	0	0	0	0	0	0	0	0	0	0	0	0	0	0	0	0	0	0	0
BARBADOS	0	0	0	0	0	0	0	0	0	0	0	0	0	0	0	0	0	0	0	0
BELARUS	0	0	0	0	0	0	0	0	0	0	0	0	0	0	0	0	0	0	0	0
BELGIUM	0	0	0	0	0	0	0	0	0	0	0	0	0	0	0	0	0	0	0	0
BELIZE	0	0	0	0	0	0	0	0	0	0	0	0	0	0	0	0	0	0	0	0
BENIN	0	0	0	0	0	0	0	0	0	0	0	0	0	0	0	0	0	0	0	0
BERMUDA	0	0	0	0	0	0	0	0	0	0	0	0	0	0	0	0	0	0	0	0
BHUTAN	0	0	0	0	0	0	0	0	0	0	0	0	0	0	0	0	0	0	0	0
BOLIVIA	0	0	0	0	0	0	0	0	0	0	0	0	0	0	0	0	0	0	0	0
BONAIRE, SINT EUSTATIUS	0	0	0	0	0	0	0	0	0	0	0	0	0	0	0	0	0	0	0	0
BOSNIA AND HERZEGOVIN	0	0	0	0	0	0	0	0	0	0	0	0	0	0	0	0	0	0	0	0
BOTSWANA	0	0	0	0	0	0	0	0	0	0	0	0	0	0	0	0	0	0	0	0
BOUVET ISLAND	0	0	0	0	0	0	0	0	0	0	0	0	0	0	0	0	0	0	0	0
BRAZIL	0	0	0	0	0	0	2	0	0	0	3	0	0	0	0	0	0	0	0	2
BRITISH INDIAN OCEAN TE	0	0	0	0	0	0	0	0	0	0	0	0	0	0	0	0	0	0	0	0
BRUNEI DARUSSALAM	0	0	0	0	0	0	0	0	0	0	0	0	0	0	0	0	0	0	0	0
BULGARIA	0	0	0	0	0	0	0	0	0	0	0	0	0	0	0	0	0	0	0	0
BURKINA FASO	0	0	0	0	0	0	0	0	0	0	0	0	0	0	0	0	0	0	0	0
BURUNDI	0	0	0	0	0	0	0	0	0	0	0	0	0	0	0	0	0	0	0	0
CAMBODIA	0	0	0	0	0	0	0	0	0	0	0	0	0	0	0	0	0	0	0	0
CAMEROON	0	0	0	0	0	0	0	0	0	0	0	0	0	0	0	0	0	0	0	0
CANADA	0	0	0	1	0	0	1	1	0	0	11	0	0	0	0	0	15	0	1	4
CAPE VERDE	0	0	0	0	0	0	0	0	0	0	0	0	0	0	0	0	0	0	0	0
CAYMAN ISLANDS	0	0	0	0	0	0	0	0	0	0	0	0	0	0	0	0	0	0	0	0
CENTRAL AFRICAN REPUB	0	0	0	0	0	0	0	0	0	0	0	0	0	0	0	0	0	0	0	0
CHAD	0	0	0	0	0	0	0	0	0	0	0	0	0	0	0	0	0	0	0	0
CHILE	0	0	0	0	0	0	0	0	0	0	1	0	0	0	0	0	0	0	0	0
CHINA	0	0	0	0	0	0	0	0	0	0	1	0	0	0	0	0	0	0	0	0
CHRISTMAS ISLAND	0	0	0	0	0	0	0	0	0	0	0	0	0	0	0	0	0	0	0	0
COCOS (KEELING) ISLANDS	0	0	0	0	0	0	0	0	0	0	0	0	0	0	0	0	0	0	0	0
COLOMBIA	0	0	0	0	0	0	0	0	0	0	1	0	0	2	0	1	0	0	1	0
COMOROS	0	0	0	0	0	0	0	0	0	0	0	0	0	0	0	0	0	0	0	0
CONGO	0	0	0	0	0	0	0	0	0	0	0	0	0	0	0	0	0	0	0	0
CONGO,THE DEMOCRATIC	0	0	0	0	0	0	0	0	0	0	0	0	0	0	0	0	0	0	0	0
COOK ISLANDS	0	0	0	0	0	0	0	0	0	0	0	0	0	0	0	0	0	0	0	0
COSTA RICA	0	0	0	0	0	0	1	0	0	0	2	0	0	0	0	0	0	0	0	0
CÔTE D'IVOIRE	0	0	0	0	0	0	0	0	0	0	0	0	0	0	0	0	0	0	0	0
CROATIA	0	0	0	0	0	0	0	0	0	0	0	0	0	0	0	0	0	0	0	0
CUBA	0	0	0	0	0	0	0	0	0	0	0	0	0	0	0	0	0	0	0	0
CURAÇAO	0	0	0	0	0	0	0	0	0	0	0	0	0	0	0	0	0	0	0	0
CYPRUS	0	0	0	0	0	0	0	0	0	0	0	0	0	0	0	0	0	0	0	0
CZECH REPUBLIC	0	0	0	0	0	0	0	0	0	0	0	0	0	0	0	0	0	0	0	0
DENMARK	0	0	0	0	0	0	0	0	0	0	0	0	0	0	0	0	0	0	0	0
DJIBOUTI	0	0	0	0	0	0	0	0	0	0	0	0	0	0	0	0	0	0	0	0
DOMINICA	0	0	0	0	0	0	0	0	0	0	0	0	0	0	0	0	0	0	0	0
DOMINICAN REPUBLIC	0	0	0	0	0	0	0	0	0	0	0	0	0	0	0	0	0	0	0	0
ECUADOR	0	0	0	0	0	0	0	0	0	0	1	0	0	0	0	0	0	0	0	1
EGYPT	0	0	0	0	0	0	0	0	0	0	0	0	0	0	0	0	0	0	0	0
EL SALVADOR	0	0	0	0	0	0	0	0	0	0	0	0	0	0	0	0	0	0	0	1

December 2020 Totals by Location Moved From, and By County Moved To

FROM / TO	LEWIS	LINCOLN	MASON	OKANAGON	PACIFIC	PEND OREILLE	PIERCE	SAN JUAN	SKAGIT	SKAMANIA	SNOHOMISH	SPOKANE	STEVENS	THURSTON	WAHKIAKUM	WALLA WALLA	WHATCOM	WHITMAN	YAKIMA	UNKNOWN
ENGLAND	1	0	0	0	0	0	0	0	0	0	0	0	0	0	0	0	0	0	0	0
EQUATORIAL GUINEA	0	0	0	0	0	0	0	0	0	0	0	0	0	0	0	0	0	0	0	0
ERITREA	0	0	0	0	0	0	0	0	0	0	0	0	0	0	0	0	0	0	0	0
ESTONIA	0	0	0	0	0	0	0	0	0	0	0	0	0	0	0	0	0	0	0	0
ETHIOPIA	0	0	0	0	0	0	0	0	0	0	0	0	0	0	0	0	0	0	0	0
FALKLAND ISLANDS (MALV	0	0	0	0	0	0	0	0	0	0	0	0	0	0	0	0	0	0	0	0
FAROE ISLANDS	0	0	0	0	0	0	0	0	0	0	0	0	0	0	0	0	0	0	0	0
FEDERAL STATES OF MICR	0	0	0	0	0	0	0	0	0	0	0	0	0	0	0	0	0	0	0	1
FIJI	0	0	0	0	0	0	0	0	0	0	0	0	0	0	0	0	0	0	0	0
FINLAND	0	0	0	0	0	0	0	0	0	0	0	0	0	0	0	0	0	0	0	0
FRANCE	0	0	0	0	0	0	0	0	0	0	0	0	0	0	0	0	0	0	0	0
FRENCH GUIANA	0	0	0	0	0	0	0	0	0	0	0	0	0	0	0	0	0	0	0	0
FRENCH POLYNESIA	0	0	0	0	0	0	0	0	0	0	0	0	0	0	0	0	0	0	0	0
FRENCH SOUTHERN TERRI	0	0	0	0	0	0	0	0	0	0	0	0	0	0	0	0	0	0	0	0
GABON	0	0	0	0	0	0	0	0	0	0	0	0	0	0	0	0	0	0	0	0
GAMBIA	0	0	0	0	0	0	0	0	0	0	0	0	0	0	0	0	0	0	0	0
GEORGIA (Country)	0	0	0	0	0	0	0	0	0	0	0	0	0	0	0	0	0	0	0	0
GERMANY	1	0	0	0	0	0	1	0	0	0	2	1	0	0	0	0	0	0	0	3
GHANA	0	0	0	0	0	0	1	0	0	0	0	0	0	0	0	0	0	0	0	0
GIBRALTAR	0	0	0	0	0	0	0	0	0	0	0	0	0	0	0	0	0	0	0	0
GREECE	0	0	0	0	0	0	0	0	0	0	0	0	0	0	0	0	0	0	0	0
GREENLAND	0	0	0	0	0	0	0	0	0	0	0	0	0	0	0	0	0	0	0	0
GRENADA	0	0	0	0	0	0	0	0	0	0	0	0	0	0	0	0	0	0	0	0
GUADELOUPE	0	0	0	0	0	0	0	0	0	0	0	0	0	0	0	0	0	0	0	0
GUAM	0	0	0	0	0	0	11	0	0	0	1	1	0	5	0	0	0	0	0	6
GUANAJUATO	0	0	0	0	0	0	0	0	0	0	0	0	0	0	0	0	0	0	0	0
GUATEMALA	0	0	0	0	0	0	1	0	0	0	0	0	0	0	0	0	0	0	1	0
GUERNSEY	0	0	0	0	0	0	0	0	0	0	0	0	0	0	0	0	0	0	0	0
GUINEA	0	0	0	0	0	0	0	0	0	0	0	0	0	0	0	0	0	0	0	0
GUINEA-BISSAU	0	0	0	0	0	0	0	0	0	0	0	0	0	0	0	0	0	0	0	0
GUYANA	0	0	0	0	0	0	0	0	0	0	0	0	0	0	0	0	0	0	0	0
HAITI	0	0	0	0	0	0	0	0	0	0	0	0	0	0	0	0	0	0	1	0
HEARD ISLAND-MCDONALD	0	0	0	0	0	0	0	0	0	0	0	0	0	0	0	0	0	0	0	0
HOLY SEE (VATICAN CITY S	0	0	0	0	0	0	0	0	0	0	0	0	0	0	0	0	0	0	0	0
HONDURAS	0	0	0	0	0	0	0	0	0	0	0	0	0	0	0	0	0	0	0	1
HONG KONG	0	0	0	0	0	0	0	0	0	0	0	0	0	0	0	0	0	0	0	0
HUNGARY	0	0	0	0	0	0	0	0	0	0	0	0	0	0	0	0	0	0	0	0
ICELAND	0	0	0	0	0	0	0	0	0	0	0	0	0	0	0	0	0	0	0	0
INDIA	0	0	0	0	0	0	2	0	0	0	0	0	0	0	0	0	0	3	0	3
INDONESIA	0	0	0	0	0	0	0	0	0	0	1	0	0	0	0	0	0	1	0	0
IRAN	0	0	0	0	0	0	0	0	0	0	0	0	0	0	0	0	0	0	0	0
IRAQ	0	0	0	0	0	0	0	0	0	0	0	0	0	0	0	0	0	0	0	0
IRELAND	0	0	0	0	0	0	0	0	0	0	4	0	0	0	0	0	0	0	0	0
ISLE OF MAN	0	0	0	0	0	0	0	0	0	0	0	0	0	0	0	0	0	0	0	0
ISRAEL	0	0	0	0	0	0	0	0	0	0	0	0	0	0	0	0	0	0	0	0
ITALY	0	0	0	0	0	0	0	0	0	0	0	0	0	0	0	0	0	0	0	0
JAMAICA	0	0	0	0	0	0	0	0	0	0	0	0	0	0	0	0	0	0	0	0
JAPAN	0	0	0	0	0	0	5	0	0	0	2	0	0	2	0	0	1	0	0	1
JERSEY	0	0	0	0	0	0	0	0	0	0	0	0	0	0	0	0	0	0	0	0
JORDAN	0	0	0	0	0	0	0	0	0	0	0	0	0	0	0	0	0	0	0	0
KAZAKHSTAN	0	0	0	0	0	0	0	0	0	0	0	0	0	0	0	0	0	0	0	0
KENYA	0	0	0	0	0	0	0	0	0	0	0	0	0	0	0	0	0	1	0	0
KIRIBATI	0	0	0	0	0	0	0	0	0	0	0	0	0	0	0	0	0	0	0	0
KUWAIT	0	0	0	0	0	0	0	0	0	0	0	0	0	0	0	0	0	0	0	0
KYRGYZSTAN	0	0	0	0	0	0	0	0	0	0	0	0	0	0	0	0	0	0	0	0
LAOS	0	0	0	0	0	0	0	0	0	0	0	0	0	0	0	0	0	0	0	0
LATVIA	0	0	0	0	0	0	0	0	0	0	0	0	0	0	0	0	0	0	0	0
LEBANON	0	0	0	0	0	0	0	0	0	0	0	0	0	0	0	0	0	0	0	0
LESOTHO	0	0	0	0	0	0	0	0	0	0	0	0	0	0	0	0	0	0	0	0
LIBERIA	0	0	0	0	0	0	0	0	0	0	1	0	0	0	0	0	0	0	0	0
LIBYA	0	0	0	0	0	0	0	0	0	0	0	0	0	0	0	0	0	0	0	0
LIECHTENSTEIN	0	0	0	0	0	0	0	0	0	0	0	0	0	0	0	0	0	0	0	0
LITHUANIA	0	0	0	0	0	0	0	0	0	0	0	0	0	0	0	0	0	0	0	0
LUXEMBOURG	0	0	0	0	0	0	0	0	0	0	0	0	0	0	0	0	0	0	0	0
MACAU	0	0	0	0	0	0	0	0	0	0	0	0	0	0	0	0	0	0	0	0
MACEDONIA	0	0	0	0	0	0	0	0	0	0	2	0	0	0	0	0	0	0	0	0
MADAGASCAR	0	0	0	0	0	0	0	0	0	0	0	0	0	0	0	0	0	0	0	0

December 2020 Totals by Location Moved From, and By County Moved To

FROM / TO	LEWIS	LINCOLN	MASON	OKANAGON	PACIFIC	PEND OREILLE	PIERCE	SAN JUAN	SKAGIT	SKAMANIA	SNOHOMISH	SPOKANE	STEVENS	THURSTON	WAHKIAKUM	WALLA WALLA	WHATCOM	WHITMAN	YAKIMA	UNKNOWN
MALAWI	0	0	0	0	0	0	0	0	0	0	0	0	0	0	0	0	0	0	0	0
MALAYSIA	0	0	0	0	0	0	0	0	0	0	0	0	0	0	0	0	0	0	0	0
MALDIVES	0	0	0	0	0	0	0	0	0	0	0	0	0	0	0	0	0	0	0	0
MALI	0	0	0	0	0	0	0	0	0	0	0	0	0	0	0	0	0	0	0	0
MALTA	0	0	0	0	0	0	0	0	0	0	0	0	0	0	0	0	0	0	0	0
MARSHALL ISLANDS	0	0	0	0	0	0	0	0	0	0	0	0	0	0	0	0	0	0	0	0
MARTINIQUE	0	0	0	0	0	0	0	0	0	0	0	0	0	0	0	0	0	0	0	0
MAURITANIA	0	0	0	0	0	0	0	0	0	0	0	0	0	0	0	0	0	0	0	0
MAURITIUS	0	0	0	0	0	0	0	0	0	0	0	0	0	0	0	0	0	0	0	0
MAYOTTE ISLAND	0	0	0	0	0	0	0	0	0	0	0	0	0	0	0	0	0	0	0	0
MEXICO	0	0	0	0	1	0	6	0	2	0	11	1	0	1	0	0	3	0	12	2
MONACO	0	0	0	0	0	0	0	0	0	0	0	0	0	0	0	0	0	0	0	0
MONGOLIA	0	0	0	0	0	0	0	0	0	0	0	0	0	0	0	0	0	0	0	0
MONTENEGRO	0	0	0	0	0	0	0	0	0	0	1	0	0	0	0	0	0	0	0	2
MONTSERRAT	0	0	0	0	0	0	0	0	0	0	0	0	0	0	0	0	0	0	0	0
MOROCCO	0	0	0	0	0	0	0	0	0	0	0	0	0	0	0	0	0	0	0	0
MOZAMBIQUE	0	0	0	0	0	0	0	0	0	0	0	0	0	0	0	0	0	0	0	0
MYANMAR	0	0	0	0	0	0	0	0	0	0	0	0	0	0	0	0	0	0	0	0
NAMIBIA	0	0	0	0	0	0	0	0	0	0	0	0	0	0	0	0	0	0	0	0
NAURU	0	0	0	0	0	0	0	0	0	0	0	0	0	0	0	0	0	0	0	0
NEPAL	0	0	0	0	0	0	0	0	0	0	0	0	0	0	0	0	0	0	0	0
NETHERLANDS	0	0	0	0	0	0	0	0	0	0	0	0	0	0	0	0	0	0	0	1
NEW CALEDONIA	0	0	0	0	0	0	0	0	0	0	0	0	0	0	0	0	0	0	0	0
NEW ZEALAND	0	0	0	0	0	0	0	0	0	0	0	0	0	0	0	0	0	0	0	0
NICARAGUA	0	0	0	0	0	0	0	0	0	0	0	0	0	0	0	0	0	0	0	0
NIGER	0	0	0	0	0	0	0	0	0	0	0	0	0	0	0	0	0	0	0	0
NIGERIA	0	0	0	0	0	0	0	0	0	0	1	0	0	0	0	0	0	0	0	0
NIUE	0	0	0	0	0	0	0	0	0	0	0	0	0	0	0	0	0	0	0	0
NORFOLK ISLAND	0	0	0	0	0	0	0	0	0	0	0	0	0	0	0	0	0	0	0	0
NORTH KOREA	0	0	0	0	0	0	0	0	0	0	0	0	0	0	0	0	0	0	0	0
NORTHERN IRELAND	0	0	0	0	0	0	0	0	0	0	0	0	0	0	0	0	0	0	0	0
NORTHERN MARIANA ISLAI	0	0	0	0	0	0	3	0	0	0	1	2	0	0	0	0	0	0	0	0
NORWAY	0	0	0	0	0	0	0	0	0	0	0	0	0	0	0	0	0	0	0	0
OCCUPIED PALESTINIAN TI	0	0	0	0	0	0	0	0	0	0	0	0	0	0	0	0	0	0	0	0
OMAN	0	0	0	0	0	0	0	0	0	0	0	0	0	0	0	0	0	0	0	0
PAKISTAN	0	0	0	0	0	0	0	0	0	0	0	0	0	0	0	0	0	0	0	0
PALAU	0	0	0	0	0	0	0	0	0	0	0	0	0	0	0	0	0	0	0	0
PANAMA	0	0	0	0	0	0	0	0	0	0	0	1	0	0	0	0	0	0	0	0
PAPUA NEW GUINEA	0	0	0	0	0	0	0	0	0	0	0	0	0	0	0	0	0	0	0	0
PARAGUAY	0	0	0	0	0	0	0	0	0	0	0	0	0	0	0	0	0	0	0	0
PERU	0	0	0	0	0	0	0	0	0	0	0	0	0	0	0	0	0	0	0	0
PHILIPPINES	0	0	0	0	0	0	0	0	0	0	1	0	0	0	0	0	0	0	0	0
PITCAIRN	0	0	0	0	0	0	0	0	0	0	0	0	0	0	0	0	0	0	0	0
POLAND	0	0	0	0	0	0	0	0	0	0	0	0	0	0	0	0	0	0	0	0
PORTUGAL	0	0	0	0	0	0	0	0	0	0	0	0	0	0	0	0	0	0	0	0
PUERTO RICO	0	0	0	0	0	0	3	0	0	0	1	0	0	2	0	0	0	0	0	4
QATAR	0	0	0	0	0	0	0	0	0	0	0	0	0	0	0	0	0	0	0	0
REPUBLIC OF MOLDOVA	0	0	0	0	0	0	0	0	0	0	0	1	0	0	0	0	0	0	0	0
RÉUNION ISLAND	0	0	0	0	0	0	0	0	0	0	0	0	0	0	0	0	0	0	0	0
ROMANIA	0	0	0	0	0	0	0	0	0	0	0	0	0	0	0	0	0	0	0	0
RUSSIA	0	0	0	0	0	0	0	0	0	0	3	0	0	0	0	0	1	0	0	0
RWANDA	0	0	0	0	0	0	0	0	0	0	0	0	0	0	0	0	0	0	0	0
SAMOA	0	0	0	0	0	0	0	0	0	0	0	0	0	0	0	0	0	0	0	0
SAN MARINO	0	0	0	0	0	0	0	0	0	0	0	0	0	0	0	0	0	0	0	0
SAO TOME AND PRINCIPE	0	0	0	0	0	0	0	0	0	0	0	0	0	0	0	0	0	0	0	0
SAUDI ARABIA	0	0	0	0	0	0	0	0	0	0	0	0	0	0	0	0	0	1	0	0
SCOTLAND	0	0	0	0	0	0	0	0	0	0	1	0	0	0	0	0	0	0	0	0
SENEGAL	0	0	0	0	0	0	0	0	0	0	0	0	0	0	0	0	0	0	0	0
SERBIA	0	0	0	0	0	0	0	0	0	0	0	0	0	0	0	0	0	0	0	1
SEYCHELLES	0	0	0	0	0	0	0	0	0	0	0	0	0	0	0	0	0	0	0	0
SIERRA LEONE	0	0	0	0	0	0	0	0	0	0	0	0	0	0	0	0	0	0	0	0
SINGAPORE	0	0	0	0	0	0	0	0	0	0	0	0	0	0	0	0	1	0	0	0
SINT MAARTEN	0	0	0	0	0	0	0	0	0	0	0	0	0	0	0	0	0	0	0	0
SLOVAKIA	0	0	0	0	0	0	0	0	0	0	0	0	0	0	0	0	0	0	0	0
SLOVENIA	0	0	0	0	0	0	0	0	0	0	0	0	0	0	0	0	0	0	0	0
SOLOMON ISLANDS	0	0	0	0	0	0	0	0	0	0	0	0	0	0	0	0	0	0	0	0
SOMALIA	0	0	0	0	0	0	0	0	0	0	0	0	0	0	0	0	0	0	0	0

December 2020 Totals by Location Moved From, and By County Moved To

FROM / TO	LEWIS	LINCOLN	MASON	OKANAGON	PACIFIC	PEND OREILLE	PIERCE	SAN JUAN	SKAGIT	SKAMANIA	SNOHOMISH	SPOKANE	STEVENS	THURSTON	WAHKIAKUM	WALLA WALLA	WHATCOM	WHITMAN	YAKIMA	UNKNOWN
SOUTH AFRICA	0	0	0	0	0	0	0	0	0	0	1	0	0	0	0	0	0	0	0	0
SOUTH GEORGIA-SANDWIC	0	0	0	0	0	0	0	0	0	0	0	0	0	0	0	0	0	0	0	0
SOUTH KOREA	0	0	0	0	0	0	8	0	0	0	3	1	0	0	0	0	0	1	0	0
SOUTH SUDAN	0	0	0	0	0	0	0	0	0	0	0	0	0	0	0	0	0	0	0	0
SPAIN	0	0	0	0	0	0	0	0	0	0	0	0	0	0	0	0	0	0	0	0
SRI LANKA	0	0	0	0	0	0	0	0	0	0	0	0	0	0	0	0	0	0	0	0
ST. BARTHÉLEMY	0	0	0	0	0	0	0	0	0	0	0	0	0	0	0	0	0	0	0	0
ST. HELENA	0	0	0	0	0	0	0	0	0	0	0	0	0	0	0	0	0	0	0	0
ST. KITTS NEVIS	0	0	0	0	0	0	0	0	0	0	0	0	0	0	0	0	0	0	0	0
ST. LUCIA	0	0	0	0	0	0	0	0	0	0	0	0	0	0	0	0	0	0	0	0
ST. PIERRE AND MIQUELON	0	0	0	0	0	0	0	0	0	0	0	0	0	0	0	0	0	0	0	0
ST. VINCENT AND THE GRE	0	0	0	0	0	0	0	0	0	0	0	0	0	0	0	0	0	0	0	0
SUDAN	0	0	0	0	0	0	0	0	0	0	0	0	0	0	0	0	0	0	0	0
SURINAME	0	0	0	0	0	0	0	0	0	0	0	0	0	0	0	0	0	0	0	0
SVALBARD AND JAN MAYE	0	0	0	0	0	0	0	0	0	0	0	0	0	0	0	0	0	0	0	0
SWAZILAND	0	0	0	0	0	0	0	0	0	0	0	0	0	0	0	0	0	0	0	0
SWEDEN	0	0	0	0	0	0	0	0	0	0	0	0	0	0	0	0	0	0	0	0
SWITZERLAND	0	0	0	0	0	0	0	0	0	0	0	0	0	0	0	0	0	0	0	0
SYRIAN ARAB REPUBLIC	0	0	0	0	0	0	0	0	0	0	0	0	0	0	0	0	0	0	0	0
TAIWAN	0	0	0	0	0	0	2	0	0	0	0	1	0	0	0	0	0	0	0	3
TAJIKISTAN	0	0	0	0	0	0	0	0	0	0	0	0	0	0	0	0	0	0	0	0
TANZANIA	0	0	0	0	0	0	0	0	0	0	0	1	0	0	0	0	0	0	0	0
THAILAND	0	0	0	0	0	0	0	0	0	0	0	0	0	0	0	0	0	0	0	0
TIMOR-LESTE	0	0	0	0	0	0	0	0	0	0	0	0	0	0	0	0	0	0	0	0
TOGO	0	0	0	0	0	0	0	0	0	0	0	0	0	0	0	0	0	0	0	0
TOKELAU	0	0	0	0	0	0	0	0	0	0	0	0	0	0	0	0	0	0	0	0
TONGA	0	0	0	0	0	0	0	0	0	0	0	0	0	0	0	0	0	0	0	0
TRINIDAD AND TOBAGO	0	0	0	0	0	0	0	0	0	0	0	0	0	0	0	0	0	0	0	0
TUNISIA	0	0	0	0	0	0	0	0	0	0	0	0	0	0	0	0	0	0	0	0
TURKEY	1	0	0	0	0	0	0	0	0	0	0	0	0	0	0	0	0	0	0	0
TURKMENISTAN	0	0	0	0	0	0	0	0	0	0	0	0	0	0	0	0	0	0	0	0
TURKS AND CAICOS ISLAN	0	0	0	0	0	0	0	0	0	0	0	0	0	0	0	0	0	0	0	0
TUVALU	0	0	0	0	0	0	0	0	0	0	0	0	0	0	0	0	0	0	0	0
UGANDA	0	0	0	0	0	0	0	0	0	0	0	0	0	0	0	0	0	0	0	0
UKRAINE	0	0	0	0	0	0	0	0	0	0	1	0	0	0	0	0	0	0	0	0
UNITED ARAB EMIRATES	0	0	0	0	0	0	0	0	0	0	0	0	0	0	0	0	0	0	0	0
UNITED KINGDOM	0	0	0	0	0	0	0	0	0	0	0	0	0	0	0	0	0	0	0	0
URUGUAY	0	0	0	0	0	0	0	0	0	0	0	0	0	0	0	0	0	0	0	0
US MINOR OUTLYING ISLAN	0	0	0	0	0	0	0	0	0	0	0	0	0	0	0	0	0	0	0	0
UZBEKISTAN	0	0	0	0	0	0	0	0	0	0	0	0	0	0	0	0	0	0	0	0
VANUATU	0	0	0	0	0	0	0	0	0	0	0	0	0	0	0	0	0	0	0	0
VENEZUELA	0	0	0	0	0	0	0	0	0	0	0	0	0	0	0	1	0	0	0	0
VIET NAM	0	0	0	0	0	0	1	0	0	0	1	0	0	0	0	0	0	0	0	1
VIRGIN ISLANDS	0	0	0	0	0	0	0	0	0	0	0	0	0	0	0	0	0	0	0	1
VIRGIN ISLANDS, BRITISH	0	0	0	0	0	0	0	0	0	0	0	0	0	0	0	0	0	0	0	0
VIRGIN ISLANDS, U.S.	0	0	0	0	0	0	0	0	0	0	0	0	0	0	0	0	0	0	0	0
WALES	0	0	0	0	0	0	0	0	0	0	0	0	0	0	0	0	0	0	0	0
WALLIS-FUTUNA	0	0	0	0	0	0	0	0	0	0	0	0	0	0	0	0	0	0	0	0
WESTERN SAHARA	0	0	0	0	0	0	0	0	0	0	0	0	0	0	0	0	0	0	0	0
YEMEN	0	0	0	0	0	0	0	0	0	0	0	0	0	0	0	0	0	0	0	0
ZAMBIA	0	0	0	0	0	0	0	0	0	0	0	0	0	0	0	0	0	0	0	0
ZIMBABWE	0	0	0	0	0	0	0	0	0	0	0	0	0	0	0	0	0	0	0	0
** TOTAL **	**114**	**17**	**77**	**31**	**79**	**28**	**1221**	**40**	**147**	**37**	**909**	**738**	**86**	**481**	**13**	**98**	**412**	**90**	**191**	**463**